

West Yorkshire Local Rail Services

15 May to 10 December 2016

Network Map	Inside Front Cover
Introduction	1
Index to Stations	5
Leeds - Bradford composite timetable	8
Leeds - Sheffield/Nottingham composite timetable	25
Leeds - Manchester Victoria via Dewsbury and Calder Valley	37
Airedale Line	39
Airedale Line - Leeds-Morecambe/Carlisle trains	49
Calder Valley Line	55
Dearne Valley Line (local services only)	88
Hallam Line	89
Harrogate Line	95
Huddersfield Line	103
Penistone Line	154
Pontefract Line	162
Wakefield Line	168
Wharfedale Line	184
York and Selby Lines	190
Keighley & Worth Valley and Middleton Railways	239
Rail Information	241

Published by The West Yorkshire Combined Authority, Wellington House,
40-50 Wellington Street, Leeds LS1 2DE

West Yorkshire local rail services are operated in accordance with the requirements of The West Yorkshire Combined Authority.

Cover image - Hebden Bridge



METRO

West Yorkshire Network Timetable

Local rail services throughout West Yorkshire are provided by Northern on behalf of The West Yorkshire Combined Authority. Northern also operates other services such as Leeds - Settle - Carlisle and Leeds - Sheffield - Nottingham.

All rail services within West Yorkshire are included in this timetable. Long-distance services are provided by TransPennine Express, Virgin Trains East Coast, CrossCountry, East Midlands Trains and Grand Central Railway.

What's new in this timetable

Airedale Line - New station Kirkstall Forge is due during the life of this timetable.

Calder Valley - New station Low Moor is due to open during the life of this timetable.

Huddersfield Line - Please check times on weekends as engineering work frequently takes between Leeds and Manchester. A new timetable will be issued from 24 October 2016 when the leaf-fall timetable on the Huddersfield Line is introduced. Please visit www.tpexpress.co.uk or pick up a new timetable in September.

Leeds-Bradford Line - New station Kirkstall Forge is due during the life of this timetable.

York and Selby Line - A new timetable will be issued from 24 October 2016 when the leaf-fall timetable on the York & Selby will be introduced. Please visit www.tpexpress.co.uk or pick up a new timetable during September.

Wharfedale Line - New rail station at Kirkstall Forge will open during the life of this timetable.

You can download this timetable from www.wymetro.com

Off-peak train travel ticket restrictions

Off-peak tickets can **no longer be used** during the **Monday to Friday evening peak time** on rail services within West Yorkshire departing between 1601 and 1829. If you currently use off-peak tickets during the evening peak, you will either have to travel **earlier or later** or **buy an 'Anytime' ticket**.

Ticket Type	Monday to Friday Peak Travel before 0930 and between 1601 and 1829	Monday to Friday Off-Peak Travel between 0930 and 1600 and after 1830
Advanced tickets	Valid for travel only on the date and time printed on the ticket.	
Anytime tickets	No restrictions	No restrictions
Off-Peak tickets	Restrictions apply as shown below	No restrictions

Off-Peak tickets restrictions

Before 0930, and between 1601 and 1829, the following are not valid Monday to Fridays for journeys wholly within **West Yorkshire**, or on **journeys between West Yorkshire and stations to and from Skipton or Knaresborough inclusive**:

- Off-peak Day Single and Return tickets
- Duo tickets
- West Yorkshire Adult Bus and Train DayRover*
- West Yorkshire Family Bus and Train DayRover*
- West Yorkshire Adult and Concession Train Only DayRovers
- West Yorkshire Senior ENCTS pass**
- West Yorkshire Disabled ENCTS pass (Bearer only & with/without companion)**

* Bus travel is not permitted before 0930, but no evening peak restriction applies on bus travel on these tickets.

** English National Concessionary Travel Scheme pass-holders, who are currently entitled to half-price, off-peak rail travel, will be able to purchase a half-fare Anytime ticket during the evening peak period.

If you are unsure about any of these restrictions you can call Northern's Customer Experience Centre on 0800 200 6060, ask the conductor or a member of station staff.

Off-peak ticket restrictions do not apply on Saturdays, Sundays or Public Holidays.

Index to stations in this timetable A - D

Station	Rail Lines in this timetable	Rail Zone	Page No.
Accrington	Calder Valley		55
Adwick	Wakefield		168
Alfreton	Leeds-Sheffield		25
Apperley Bridge - APY	Leeds-Bradford, Airedale	3	8, 39
Appleby	Airedale - Carlisle/Morecambe		49
Armathwaite	Airedale - Carlisle/Morecambe		49
Ashton-under-Lyne	Huddersfield		103
Baildon - BLD	Wharfedale	3	184
Barnsley	Leeds-Sheffield, Hallam, Penistone		(25), 89, 154
Batley - BTL	Huddersfield	2	(37), 103
Ben Rhydding - BEY	Wharfedale	4	184
Bentham	Airedale - Carlisle/Morecambe		49
Bentley	Wakefield		168
Berry Brow - BBW	Penistone	5	154
Bingley - BEY	Airedale	3	39, 49
Blackburn	Calder Valley		55
Blackpool North	Calder Valley		55 (190)
Bolton-on-Deerne	Wakefield		168
Bradford Forster Square - BDQ	Leeds-Bradford, Airedale, Wharfedale	3	8, 39, 184
Bradford Interchange - BDI	Leeds-Bradford, Calder Valley	3	8, 39 (190)
Bramley - BLE	Leeds-Bradford, Calder Valley	2	8, 55
Brighouse - BGH	Calder Valley, Huddersfield	4	(37), 55, 103
Brockholes - BHS	Penistone	5	162
Brough	York & Selby		190
Burley-in-Wharfedale - BUW	Wharfedale	3	184
Burley Park - BUY	Harrogate	2	95
Burnley Manchester Road	Calder Valley		55
Carlisle	Airedale - Carlisle/Morecambe		49
Carnforth	Airedale - Carlisle/Morecambe		49
Castleford - CFD	Hallam, Pontefract	3	89, 162
Castleton	Leeds-Manchester via Dewsbury & Calder Valley		(37), 55
Cattal	Harrogate		95
Chapelton	Hallam, Pontefract		89, 154
Chesterfield	Leeds-Sheffield		26
Church Fenton	Deerne Valley, York & Selby		88, 190
Clapham	Airedale - Carlisle/Morecambe		49
Cononley	Airedale	7	39
Cottingley - COT	Huddersfield	2	(37), 103
Crossflatts - CFL	Airedale	3	39
Cross Gates - CRG	York & Selby	2	190
<i>Damems</i>	<i>Keighley and Worth Valley Railway</i>		239
Darton - DRT	Hallam	5	89

West Yorkshire stations in bold with the National Rail three-character station code.
(Page numbers in brackets show duplicate information)

Index to stations in this timetable D - L

Station	Rail Lines in this timetable	Rail Zone	Page No.
Deighton - DHN	Huddersfield	4	103
Denby Dale - DBD	Penistone	5	154
Dent	Airedale - Carlisle/Morecambe		49
Derby	Leeds-Sheffield		25
Dewsbury - DEW	Huddersfield	3	(37), 103, (190)
Dodworth	Penistone		154
Doncaster	Pontefract, Wakefield		162, 168
Dronfield	Leeds-Sheffield		25
East Garforth - EGF	York & Selby	2	190
Elsecar	Hallam, Penistone		89, 154
Featherstone - FEA	Pontefract	3	162
Fitzwilliam - FZW	Wakefield	4	168
Frizinghall - FZH	Leeds-Bradford, Airedale, Wharfedale	3	8, 39, 184
Garforth - GRF	York & Selby	2	190
Gargrave	Airedale - Carlisle/Morecambe		49
Garsdale	Airedale - Carlisle/Morecambe		49
Giggleswick	Airedale - Carlisle/Morecambe		49
Glasshoughton - GLH	Pontefract	3	162
Goldthorpe	Wakefield		168
Goole	Pontefract		162
Greenfield	Huddersfield		103
Guiseley - GSY	Wharfedale	3	184
Halifax - HFX	Calder Valley	4	55, (190)
Hammerton	Harrogate		95
Harrogate	Harrogate	6	95
<i>Haworth</i>	<i>Keighley and Worth Valley Railway</i>		239
Headingley - HDY	Harrogate	2	95
Hebden Bridge - HBD	Calder Valley	5	(37), 55
Hellifield	Airedale - Carlisle/Morecambe		49
Hensall	Pontefract		162
Heysham Port	Airedale - Carlisle/Morecambe		49
Honley - HOY	Penistone	5	154
Hornbeam Park	Harrogate	6	95
Horsforth - HRS	Harrogate	2	95
Horton-in-Ribblesdale	Airedale - Carlisle/Morecambe		49
Huddersfield - HUD	Calder Valley, Huddersfield, Penistone	5	55, 103, 154, (190)
Hull	York & Selby		190
Ilkley - ILK	Wharfedale	4	184
<i>Ingrow West</i>	<i>Keighley and Worth Valley Railway</i>		239
Keighley - KEI	Airedale <i>Keighley and Worth Valley Railway</i>	4	39, 49, 239
Kirkstall Forge - KLF	Leeds-Bradford, Airedale, Wharfedale		Opening in 2016
Knaresborough	Harrogate		95
Knottingley - KNO	Pontefract	3	162
Kirkby Stephen	Airedale - Carlisle/Morecambe		49
Lancaster	Airedale - Carlisle/Morecambe		49

West Yorkshire stations in bold with the National Rail three-character station code.
 (Page numbers in brackets show duplicate information)

Index to stations in this timetable L - P

Station	Rail Lines in this timetable	Rail Zone	Page No.
Langley Mill	Leeds-Sheffield		25
Langwathby	Airedale - Carlisle/Morecambe		49
Lazonby & Kirkoswald	Airedale - Carlisle/Morecambe		49
Leeds - LDS	Leeds-Bradford, Leeds-Sheffield, Airedale, Calder Valley, Hallam, Harrogate, Huddersfield, Pontefract, Wakefield, Wharfedale, York & Selby	1	8, (25), (37), 39, 49, 55, 89, 95, 103, 162, 168, 184, 190
Littleborough	Calder Valley		(37), 55
Liverpool Lime Street	Huddersfield		103
Lockwood - LCK	Penistone	5	154
Long Preston	Airedale - Carlisle/Morecambe		49
Low Moor	Calder Valley		Opening in 2016
Manchester Airport	Huddersfield		103
Manchester Oxford Road	Huddersfield		103
Manchester Piccadilly	Huddersfield		103, (190)
Manchester Victoria	Calder Valley, Huddersfield		(37), 55, 103, (190)
Marsden - MSN	Huddersfield	5	103
Meadowhall	Leeds-Sheffield, Dearne Valley, Hallam, Penistone, Wakefield		(25), 88, 89, 154, 168
Menston - MNN	Wharfedale	3	184
Micklefield - MIK	York & Selby	3	190
Middlesbrough	York & Selby		190
Mills Hill	Leeds-Manchester via Dewsbury & Calder Valley		(37), 55
Mirfield - MIR	Huddersfield	3	(37), 103
Moorthorpe - MRP	Dearne Valley, Wakefield	5	89, 168
Morecambe	Airedale - Carlisle/Morecambe		49
Morley - MLY	Huddersfield	2	(37), 103
Mossley	Huddersfield		103
Moston	Leeds-Manchester via Dewsbury & Calder Valley		(37), 55
Mytholmroyd - MYT	Calder Valley	5	(37), 55
Newcastle	York & Selby		190
New Pudsey - NPD	Leeds-Bradford, Calder Valley	2	8, 55
Normanton - NOR	Hallam	3	89
Nottingham	Leeds-Sheffield		25
<i>Oakworth</i>	<i>Keighley and Worth Valley Railway</i>		239
Outwood - OUT	Wakefield	2	168
<i>Oxenhope</i>	<i>Keighley and Worth Valley Railway</i>		239
Pannal	Harrogate	6	95
Penistone	Penistone		154
Pontefract Baghill - PFR	Dearne Valley	3	88
Pontefract Monkhill - PFM	Pontefract	3	162
Pontefract Tanshelf - POT	Pontefract	3	162
Poppleton	Harrogate		95

West Yorkshire stations in bold with the National Rail three-character station code.
(Page numbers in brackets show duplicate information)

Index to stations in this timetable R - Y

Station	Rail Lines in this timetable	Rail Zone	Page No.
Preston	Calder Valley		55
Ravensthorpe - RVN	Huddersfield	3	(37), 103
Rawcliffe	Pontefract		162
Ribblehead	Airedale - Carlisle/Morecambe		49
Rochdale	Calder Valley		(37), 55
Rose Grove	Calder Valley		55
Rotherham Central	Dearne Valley, Wakefield		88, 168
Saltaire - SAE	Airedale	3	39
Sandal & Agbrigg - SNA	Wakefield	3	168
Scarborough	York & Selby		190
Selby	York & Selby		190
Settle	Airedale - Carlisle/Morecambe		49
Sheffield	Leeds-Sheffield, Dearne Valley, Hallam, Penistone, Wakefield		(25), 88, 89, 154, 168
Shepley - SPY	Penistone	5	154
Sherburn in Elmet	Dearne Valley		88
Shipley - SHY	Leeds-Bradford, Airedale, Wharfedale	3	8, 39, 49, 184
Silkstone Common	Penistone		154
Skipton	Airedale	7	39, 49
Slaithwaite - SWT	Huddersfield	5	103
Smithy Bridge	Calder Valley		(37), 55
Snaith	Pontefract		162
South Elmsall - SES	Wakefield	5	168
South Milford	York & Selby		190
Sowerby Bridge - SOW	Calder Valley	5	(37), 55
Stalybridge	Huddersfield		103
Starbeck	Harrogate		95
Steeton & Silsden - SON	Airedale	5	39
Stockmoor - SSM	Penistone	5	154
Streethouse - SHC	Pontefract	3	162
Swinton	Dearne Valley, Wakefield		88, 168
Thurnscoe	Wakefield		168
Todmorden - TOD	Calder Valley	5	(37), 55
Ulleskelf	Dearne Valley, York & Selby		88, 190
Wakefield Kirkgate - WKK	Leeds-Sheffield, Hallam, Huddersfield, Pontefract	3	(25), 89, 103, 162
Wakefield Westgate - WKF	Leeds-Sheffield, Huddersfield, Pontefract, Wakefield	3	(25), 103, 162, 168
Walsden - WDN	Calder Valley	5	(37), 55
Weeton	Harrogate	6	95
Wennington	Airedale - Carlisle/Morecambe		49
Whitley Bridge	Pontefract		162
Wombwell	Hallam, Penistone		89, 154
Woodlesford - WDS	Hallam, Pontefract	2	89, 162
York	Dearne Valley, Harrogate, York & Selby		88, 95, (103), 190

West Yorkshire stations in bold with the National Rail three-character station code.
 (Page numbers in brackets show duplicate information)

Leeds - Bradford Composite Timetable

Mondays to Saturdays										Towards Leeds		
		SO	SX	SX	SO	SX		SO	SX	SO		
Bradford Forster Square	d			0558	0600	0603		0609	0615			
Bradford Interchange	d	0004	0039							0623	0627	
New Pudsey	d	0013								0631	0635	
Bramley	d	0017								0635	0639	
Frizinghall	d			0601	0603	0606		0612	0618			
Shipley	d			0606	0607	06a10	0613	06a16	06a22			
Apperley Bridge	d			0611	0612							
Kirkstall Forge [†]	d											
Leeds	a	0026	0057	0623	0624		0627			0647	0648	
		GR										
		SX	SX	SX	SX	SX		SX	SO		SX	
Bradford Forster Square	d	0630		0638	0642			0654	0658			
Bradford Interchange	d						0652			07b04		
New Pudsey	d						0701			0713		
Bramley	d						0705					
Frizinghall	d			0641	0646			0657	0701			
Shipley	d	06u36	0642	06a45	06a49			0701	0705		0708	
Apperley Bridge	d							0706	0710			
Kirkstall Forge [†]	d					0655			0716			
Leeds	a	0652	0657			0705	0714	0719	0724	0722	0724	
				GR		GR				GR		
		SO	SO	SX	SX	SO			SX	SO		
Bradford Forster Square	d		0709		0711		0715			0733		
Bradford Interchange	d							07b23			0738	
New Pudsey	d							07e31			07b46	
Bramley	d							07e35			07b50	
Frizinghall	d		0712		0714		0718					
Shipley	d	0713	07a16	07u17	07a18	07u19	07b22		0735	07u40		
Apperley Bridge	d											
Kirkstall Forge [†]	d								0743			
Leeds	a	0728		0731		0733		0746	0753	0754	07e58	
		SX	SX	SX		SX	SX	SO				
Bradford Forster Square	d		0741	0745			0757	0758			0811	
Bradford Interchange	d				0750				0804			
New Pudsey	d				0758				08c13			
Bramley	d				0802							
Frizinghall	d		0744	0749			0800	0801			0814	
Shipley	d	0747	07a48	07a52		0759	0804	0805		0814	08a18	
Apperley Bridge	d	0752					0809	0810				
Kirkstall Forge [†]	d					0807		0815				
Leeds	a	0803			0811	0817	0821	0824	0822	0829		

Notes: a Arrive. d Depart.

b 1 minute later on Saturdays.

c 1 minute earlier on Saturdays.

e 2 minutes later on Saturdays.

u Stops to pick up only.

[†] Kirkstall Forge is due to open during the life of this timetable

SO Saturdays only.

SX Saturdays excepted.

GR Operated by Virgin Trains East Coast. Through train to or from London.

Passengers are advised to allow a minimum connecting time of 10 minutes between trains at Leeds station.

All trains in this timetable are operated by Northern, except where otherwise stated.

Leeds - Bradford Composite Timetable

Mondays to Saturdays										Towards Leeds					
										SX	SX	SO	SO	SX	
Bradford Forster Square	d	0816		0826											08b41
Bradford Interchange	d		0823		0834			0836							
New Pudsey	d		08b31		0843			0845							
Bramley	d		08b35		0847			0849							
Frizinghall	d	0819		0829											08b44
Shipley	d	0819	08a23		08b34		0842			0845	0847				08b49
Apperley Bridge	d			08b39											
Kirkstall Forge [†]	d														
Leeds	a	0837		08b44	08b51	0856	0857	0858	0859	0904					
										SX	SO	SX	SO		
Bradford Forster Square	d	0846				0901	0902							0911	0916
Bradford Interchange	d		0849					0904							
New Pudsey	d		0857					09c13							
Bramley	d		0901												
Frizinghall	d	0849			0904	0905							0914	0919	
Shipley	d	08a53		0905	0908	0909			0915	09a18	09a23				
Apperley Bridge	d				0913	0915									
Kirkstall Forge [†]	d	09c01													
Leeds	a	0909	0910	0921	0925	0926	09c22	0930							
										SX	SO	SX	SO		
Bradford Forster Square	d	0930			0941	0946									
Bradford Interchange	d	0921	09e34					0949	0951						
New Pudsey	d	0930	09e43					0957	0959						
Bramley	d	0934	09e47					1001	1003						
Frizinghall	d	0933			0944	0949									
Shipley	d	0938		0945	09a48	09a53									
Apperley Bridge	d	0943													
Kirkstall Forge [†]	d							1000						1005	
Leeds	a	09b43	09e55	09e56	10g00			1010	1012	1012	1015				
										SO	SO	SX	SO		
Bradford Forster Square	d	1000					1011		1016					1030	
Bradford Interchange	d		1002	1004									1023		
New Pudsey	d		1011	1013									1032		
Bramley	d												1036		
Frizinghall	d	1003					1014		1019					1033	
Shipley	d	1002	1008		1015	10a18	1019	10a23						1038	
Apperley Bridge	d		1013											1043	
Kirkstall Forge [†]	d														
Leeds	a	1020	1025	1021	1023	1029		1035					1044	1055	

Notes: a Arrive. d Depart.

b 1 minute later on Saturdays.

c 1 minute earlier on Saturdays.

e 2 minutes later on Saturdays.

g 3 minutes later on Saturdays.

[†] Kirkstall Forge is due to open during the life of this timetable

SO Saturdays only.

SX Saturdays excepted.

Passengers are advised to allow a minimum connecting time of 10 minutes between trains at Leeds station.

All trains in this timetable are operated by Northern, except where otherwise stated.

Leeds - Bradford Composite Timetable

Mondays to Saturdays				Towards Leeds			
Bradford Forster Square	d		1041 1046		1100		1111
Bradford Interchange	d	10e35		1049		11c04	
New Pudsey	d	10g43		1057		11c12	
Bramley	d	10g47			1101		
Frizinghall	d		1044 1049		1103		1114
Shipley	d	1045	10a48 10a53		1108		1115 11a18
Apperley Bridge	d				1113		
Kirkstall Forge [†]	d			1100			
Leeds	a	10g56 1059		1110 11b10	1125 1122		1129
SX				SO			
Bradford Forster Square	d	1116	1130		1141		1146
Bradford Interchange	d		1121	11e34			1149
New Pudsey	d		1130	11e43			1157
Bramley	d		1134	11e47			1201
Frizinghall	d	1119	1133		1144		1149
Shipley	d	1120 11a23	1138	1145	11a48 1150	11a53	
Apperley Bridge	d		11c44				
Kirkstall Forge [†]	d						
Leeds	a	1136	11b43 1155	11e56 1159		1207	12b10
		SX	SO	SO	SX		
Bradford Forster Square	d		1200		1211 1216		
Bradford Interchange	d			1202 1204			1222
New Pudsey	d			1211 1212			1230
Bramley	d						1234
Frizinghall	d		1203		1214 1219		
Shipley	d		1208		1215 12a18 12a23		1233
Apperley Bridge	d		1213				
Kirkstall Forge [†]	d	1200 1202					
Leeds	a	1210 1214	1225 1221	1222 1229			12b43 12j54
Bradford Forster Square	d	1230	1241 1246		1300		
Bradford Interchange	d	12e34			1249		13c04
New Pudsey	d	12e43			1257		13c12
Bramley	d	12e47			1301		
Frizinghall	d	1233	1244 1249			1303	
Shipley	d	1238	1245 12a48 12a53			1308	1315
Apperley Bridge	d	1243				1313	
Kirkstall Forge [†]	d			1300			
Leeds	a	1255 12e56 1259		1310 13b10	1325 1322		1329

Notes: a Arrive. d Depart.

b 1 minute later on Saturdays.

c 1 minute earlier on Saturdays.

e 2 minutes later on Saturdays.

j 4 minutes earlier on Saturdays.

g 3 minutes later on Saturdays.

[†] Kirkstall Forge is due to open during the life of this timetable

SO Saturdays only.

SX Saturdays excepted.

Passengers are advised to allow a minimum connecting time of 10 minutes between trains at Leeds station.

All trains in this timetable are operated by Northern, except where otherwise stated.

Leeds - Bradford Composite Timetable

Mondays to Saturdays										Towards Leeds				
										SO	SX			
Bradford Forster Square	d	1311	13b15			1330				1341	1346			
Bradford Interchange	d			1322			1332	1334						
New Pudsey	d			1330			1341	1343						
Bramley	d			1334			1345	1347						
Frizinghall	d	1314	1319			1333				1344	1349			
Shipley	d	13a18	13b22			1338				1345	13a48	13a53		
Apperley Bridge	d					1343								
Kirkstall Forge [†]	d										1400			
Leeds	a			13b43	1355	1356	1356	1359						
Bradford Forster Square	d			1400			1411			1416			1430	
Bradford Interchange	d	1349			14c04					1421			14b35	
New Pudsey	d	1357			14c12					1430			14e43	
Bramley	d			1401						1434			14e47	
Frizinghall	d			1403			1414			1419			1433	
Shipley	d			1408	1415	14a18	1419	14a23					1438	
Apperley Bridge	d			1413								1443		
Kirkstall Forge [†]	d										1443			
Leeds	a	1410	1425	1422	1429			14c37			14b43	1455	14e56	
										SO	SX			
Bradford Forster Square	d			1441	1446					1500			1511	
Bradford Interchange	d							1449			1503	1504		
New Pudsey	d							1457			1511	1512		
Bramley	d									1501				
Frizinghall	d			1444	1449					1503			1514	
Shipley	d	1445	14a48	14a53					1508			1515	15a18	
Apperley Bridge	d									1513				
Kirkstall Forge [†]	d					1500								
Leeds	a	1459			1510	15b10	1525	1522	1524	1529				
										SX	SO			SX
Bradford Forster Square	d	1516					1530				1541	1546		
Bradford Interchange	d			15e21			1534	1537						
New Pudsey	d			15e30			1543	1546						
Bramley	d			15e34			1547	1550						
Frizinghall	d	1519			1533						1544	1549		
Shipley	d	15a23			15b30	1538			1545	15a48	15a53			
Apperley Bridge	d					1543								
Kirkstall Forge [†]	d										1558			
Leeds	a	15b43	15b47	1555	1558	1559	1559					1608		

Notes: a Arrive. d Depart.

b 1 minute later on Saturdays.

c 1 minute earlier on Saturdays.

e 2 minutes later on Saturdays.

[†] Kirkstall Forge is due to open during the life of this timetable

SO Saturdays only.

SX Saturdays excepted.

Passengers are advised to allow a minimum connecting time of 10 minutes between trains at Leeds station.

All trains in this timetable are operated by Northern, except where otherwise stated.

Leeds - Bradford Composite Timetable

Mondays to Saturdays										Towards Leeds							
		SO		SO		SX				SX							
Bradford Forster Square	d			1600				1612	1616								
Bradford Interchange	d	1549			1602	1604				1621							
New Pudsey	d	1557			1611	1612				1630							
Bramley	d	1601								1634							
Frizinghall	d			1603				1615	16c20								
Shipley	d			1608			1615	16a19	16a23		1632						
Apperley Bridge	d			1613													
Kirkstall Forge†	d	1600															
Leeds	a	1611	1611	1625	1623	1622	1629			16b43	1653						
										SO		SX		SO			
Bradford Forster Square	d	1630			16c38	16b43					1701						
Bradford Interchange	d	16e34						1649									
New Pudsey	d	16e43						1657									
Bramley	d	16e47						1701									
Frizinghall	d	1633			16c41	16e46					1704						
Shipley	d	1638		1645	16a45	16e50	1650				1708						
Apperley Bridge	d	1643									1713						
Kirkstall Forge†	d								1700	1702							
Leeds	a	1655	16e56	1659			1707	1710	1710	1714	1725						
										SO		SX		SX			
Bradford Forster Square	d				1711		1716		1730	1730							
Bradford Interchange	d	1703	1704					1723									
New Pudsey	d	1711	1712					1731									
Bramley	d							1735									
Frizinghall	d				1714		1719		1733	1733							
Shipley	d			1715	17a18	1720	17a23		1738	1738	1743						
Apperley Bridge	d								1743		1748						
Kirkstall Forge†	d									1746							
Leeds	a	1722	1724	1729		1738		17c45	1755	1755	1800						
										SO		SO		SX		SO	
Bradford Forster Square	d		1738		1743	1748					1800						
Bradford Interchange	d	17b35						1749									
New Pudsey	d	17e43						1758									
Bramley	d	17e47						1802									
Frizinghall	d		1741		1746	1751					1803						
Shipley	d		17a45	1745	17a50	17a55			1758	1801	1808						
Apperley Bridge	d										1813						
Kirkstall Forge†	d						1800										
Leeds	a	17e56		1759			1810	18b10	1815	1817	1825						

Notes: a Arrive. d Depart.

b 1 minute later on Saturdays.

c 1 minute earlier on Saturdays.

e 2 minutes later on Saturdays.

† Kirkstall Forge is due to open during the life of this timetable

SO Saturdays only.

SX Saturdays excepted.

Passengers are advised to allow a minimum connecting time of 10 minutes between trains at Leeds station.

All trains in this timetable are operated by Northern, except where otherwise stated.

Leeds - Bradford Composite Timetable

Mondays to Saturdays										Towards Leeds					
										SO		SX			
Bradford Forster Square	d			1811		1816		18b30		1841					
Bradford Interchange	d	18c04					1824	1835							
New Pudsey	d	18c12					1832	1843							
Bramley	d						1836	1847							
Frizinghall	d			1814		1819		18b33		1844					
Shipley	d		1815	18a18	1819	18a23		1838		1845	18a48				
Apperley Bridge	d							1843							
Kirkstall Forge [†]	d														
Leeds	a	1822	1829		1836	1844	18b55	1856	18b59						
										SO		SO		SX	
Bradford Forster Square	d			1846			1900			19c08					
Bradford Interchange	d	1839				18e52		1903	1904						
New Pudsey	d	1847				19e00		1911	1912						
Bramley	d	1851				19e04									
Frizinghall	d			1849			1903			19c11					
Shipley	d		18b49	18a53			1908			19c16	1915				
Apperley Bridge	d						19b13								
Kirkstall Forge [†]	d				1904										
Leeds	a	1859	1907		19b14	19b14	1926	1922	1923		1929				
										SX		SO			
Bradford Forster Square	d		1930			1936	1941	1946							
Bradford Interchange	d	19b22		1936						1949	20b04				
New Pudsey	d	19b30		1945						1958	2013				
Bramley	d	19b34		1949						2002					
Frizinghall	d		1933			1939	1944	1949							
Shipley	d		1939		19e43	19a43	19a48	19a53							
Apperley Bridge	d		1944												
Kirkstall Forge [†]	d							2000							
Leeds	a	19b43	1955	1958	19b58				2010	2011	20f26				
										SO					
Bradford Forster Square	d		2009		20b25			2038							
Bradford Interchange	d					2022				2044					
New Pudsey	d					2031				2052					
Bramley	d					2035				2056					
Frizinghall	d		2012		20b28			2041							
Shipley	d	2015	20a16	2028	20b32		2035	20a45		2050					
Apperley Bridge	d	2020													
Kirkstall Forge [†]	d							2050							
Leeds	a	20b32		2045		2044	2050		2100	21e04	2107				

Notes: a Arrive. d Depart.

b 1 minute later on Saturdays.

c 1 minute earlier on Saturdays.

e 2 minutes later on Saturdays.

f 2 minutes earlier on Saturdays.

[†] Kirkstall Forge is due to open during the life of this timetable

SO Saturdays only.

SX Saturdays excepted.

Passengers are advised to allow a minimum connecting time of 10 minutes between trains at Leeds station.

All trains in this timetable are operated by Northern, except where otherwise stated.

Leeds - Bradford Composite Timetable

Mondays to Saturdays										Towards Leeds			
										SX SX SO SO			
Bradford Forster Square	d											21c27	
Bradford Interchange	d	2104										2122	
New Pudsey	d	2113										2131	
Bramley	d											2135	
Frizinghall	d				2114			2115				21c30	
Shipley	d	20b57		2115	21a18	2118	21a19					21c34	2145
Apperley Bridge	d			2120		2123							2150
Kirkstall Forge [†]	d												2140
Leeds	a	21b15	21f26	2132		2135		21c45				2150	2202
										SO SX SX SO SX			
Bradford Forster Square	d	2140		2202		2209		2225	2228				
Bradford Interchange	d		2144		2209								22b33
New Pudsey	d		2153		2217								2242
Bramley	d		2157		2221								
Frizinghall	d	2143		2205		2212		2228	2231				
Shipley	d	21a47		22a09		22a16	2217	22a32	22a35				
Apperley Bridge	d						2222						
Kirkstall Forge [†]	d												2240
Leeds	a		2206		22c31		2234					2250	22b52
										SO SO SX SX SO SO SX			
Bradford Forster Square	d			2240						2309	2320	2326	
Bradford Interchange	d				2244	2247	2305	2311					
New Pudsey	d				2253	2255	2313	2319					
Bramley	d				2257	2259	2317	2323					
Frizinghall	d			2243						2312	2323	2329	
Shipley	d	2245	22a47							23a16	23a27	23a33	
Apperley Bridge	d		2250										
Kirkstall Forge [†]	d	2246											
Leeds	a	2256	2302		2306	2309	23k26	2332					
										SX			
Bradford Forster Square	d												
Bradford Interchange	d	2345											
New Pudsey	d	2353											
Bramley	d	2357											
Frizinghall	d												
Shipley	d												
Apperley Bridge	d												
Kirkstall Forge [†]	d	2340											
Leeds	a	2350	0006										

Notes: a Arrive. d Depart.

b 1 minute later on Saturdays.

c 1 minute earlier on Saturdays.

f 2 minutes earlier on Saturdays.

k 1 minute later on Fridays.

[†] Kirkstall Forge is due to open during the life of this timetable

SO Saturdays only.

SX Saturdays excepted.

Passengers are advised to allow a minimum connecting time of 10 minutes between trains at Leeds station.

All trains in this timetable are operated by Northern, except where otherwise stated.

Leeds - Bradford Composite Timetable

Sundays		Towards Leeds									
Bradford	Forster Square	d					0901			1003	1027
Bradford	Interchange	d	0004	0824		0902		0952		1023	
	New Pudsey	d	0013	0832		0910		1000		1031	
	Bramley	d	0017	0836						1035	
	Frizinghall	d				0904				1006	1030
Shipley		d			0900	0909	0940			1011	10a34
	Apperley Bridge	d				0914				1016	
	Kirkstall Forge†	d				0920				1021	
Leeds		a	0026	0845	0914	0921	0928	0954	1011	1030	1044
Bradford	Forster Square	d		1055		1113					1213
Bradford	Interchange	d			1103		1123		1144	1203	
	New Pudsey	d			1111		1131		1152	1211	
	Bramley	d					1135		1156		
	Frizinghall	d		1058		1116					1216
Shipley		d	1040	11a02		1121		1140	1149		1221
	Apperley Bridge	d				1126					1226
	Kirkstall Forge†	d				1132					1231
Leeds		a	1054		1122	1140	1144	1154	1205	1205	1224
Bradford	Forster Square	d		1227		1255		1313			
Bradford	Interchange	d	1223			1244		1303		1323	1344
	New Pudsey	d	1231			1252		1311		1331	1352
	Bramley	d	1235			1256				1335	1356
	Frizinghall	d		1230			1258		1316		
Shipley		d		12a34	1240		13a02		1321		1340
	Apperley Bridge	d							1326		
	Kirkstall Forge†	d							1331		
Leeds		a	1244		1254	1305		1322	1340	1344	1354
Bradford	Forster Square	d		1413		1426			1455		1513
Bradford	Interchange	d	1404			1423		1444		1503	
	New Pudsey	d	1413			1431		1452		1511	
	Bramley	d				1435		1456			
	Frizinghall	d		1416			1429		1458		1516
Shipley		d		1421	1425		14a33	1440		15a02	1521
	Apperley Bridge	d		1426							1526
	Kirkstall Forge†	d		1431							1531
Leeds		a	1422	1440	1444	1445		1454	1505		1522
Bradford	Forster Square	d						1613			1627
Bradford	Interchange	d	1523			1544	1603		1623		
	New Pudsey	d	1531			1552	1611		1631		
	Bramley	d	1535			1556			1635		
	Frizinghall	d						1616			1630
Shipley		d		1525	1540			1621		1627	16a34
	Apperley Bridge	d						1626			
	Kirkstall Forge†	d						1631			
Leeds		a	1544	1545	1554	1606	1622	1640	1644	1646	1654

Notes: a Arrive. d Depart.

† Kirkstall Forge is due to open during the life of this timetable

Passengers are advised to allow a minimum connecting time of 10 minutes between trains at Leeds station. All trains in this timetable are operated by Northern, except where otherwise stated.

Leeds - Bradford Composite Timetable

Sundays		Towards Leeds													
Bradford	Forster Square	d	1655				1713								1815
Bradford	Interchange	d		1644	1703			1723		1744	1803				
	New Pudsey	d		1652	1711			1731		1752	1812				
	Bramley	d		1656				1735		1756					
	Frizinghall	d	1658				1716								1818
Shipley		d	17a02				1721	1730	1742						1822
	Apperley Bridge	d					1726								1827
	Kirkstall Forge†	d					1731								1832
Leeds		a		1706	1722	1740	1744	1746	1756	1807	1821				1842
Bradford	Forster Square	d		1827				1855		1913					
Bradford	Interchange	d	1823				1844		1903					1923	
	New Pudsey	d	1831				1852		1911					1931	
	Bramley	d	1835				1856							1935	
	Frizinghall	d		1830				1858		1916					
Shipley		d		18a34	1840			19a02		1921	1925				1937
	Apperley Bridge	d								1926					
	Kirkstall Forge†	d								1931					
Leeds		a	1844		1854	1905			1922	1940	1943	1944	1956		
Bradford	Forster Square	d					2013		2027					2055	
Bradford	Interchange	d		1944	2003			2024			2044				2105
	New Pudsey	d		1952	2011			2033			2052				2113
	Bramley	d		1956				2037			2056				
	Frizinghall	d					2016		2030					2058	
Shipley		d	1950				2021		20a34	2040				21a02	
	Apperley Bridge	d					2026								
	Kirkstall Forge†	d					2031								
Leeds		a	2004	2005	2022	2040	2044			2054	2105				2122
Bradford	Forster Square	d	2113							2213					2237
Bradford	Interchange	d		2123				2144	2205		2223				
	New Pudsey	d		2131				2152	2213		2231				
	Bramley	d		2135				2156			2235				
	Frizinghall	d	2116							2216					2240
Shipley		d	2121		2137	2150				2221		2239		22a44	
	Apperley Bridge	d	2126							2226					
	Kirkstall Forge†	d	2131							2231					
Leeds		a	2140	2144	2154	2204	2206	2226	2242	2246	2254				
Bradford	Forster Square	d	2255			2313									
Bradford	Interchange	d		2305			2328			2348					
	New Pudsey	d		2313			2337			2357					
	Bramley	d					2341			0002					
	Frizinghall	d	2258			2316									
Shipley		d	23a02			2321		2342							
	Apperley Bridge	d					2326								
	Kirkstall Forge†	d					2331								
Leeds		a		2324	2340	2351	2357	0009							

Notes: a Arrive, d Depart.

† Kirkstall Forge is due to open during the life of this timetable

Passengers are advised to allow a minimum connecting time of 10 minutes between trains at Leeds station. All trains in this timetable are operated by Northern, except where otherwise stated.

Leeds - Bradford Composite Timetable

Mondays to Saturdays											Towards Bradford				
		SX	SX	SO	SO		SX	SX	SO	SX	SO	SX	SO		
Leeds	d	0508	0529	0535	0554	0557	0608					0616	0618		
Kirkstall Forge [†]	d														
Apperley Bridge	d											0625			
Shipley	d		05a41		06a06			0624	0628	06a30					
Frizinghall	d							0628	0632						
Bramley	d	0516		0543			0616						0626		
New Pudsey	d	0520		0547		0606	0620						0630		
Bradford Interchange	a	0529		0556		0615	0629						0639		
Bradford Forster Square	a							0634	0638						
		SO	SX		SX	SO	SX	SX	SO		SX		SX		
Leeds	d	0619	0634	0637				0645	0650	0651	0657		0657		
Kirkstall Forge [†]	d		0641						0657						
Apperley Bridge	d							0656							
Shipley	d	06a31			0642	0644	0654	0702	07a04				07a09		
Frizinghall	d				0644	0647	0658	0704							
Bramley	d			0645								0659			
New Pudsey	d			0650								0703			
Bradford Interchange	a			06b59								0712			
Bradford Forster Square	a				0650	0652	0704	0710							
		SX	SO		SX	SO	SX		SX		SX		SX		
Leeds	d	0708		0710	0718			0725				0733	0735		
Kirkstall Forge [†]	d											0740			
Apperley Bridge	d			0719											
Shipley	d		0715	0724		0730	0733	07a36	07b44						
Frizinghall	d		0718	0726		0733	0737		07b47						
Bramley	d				0726								07c44		
New Pudsey	d	0717			0730								07f49		
Bradford Interchange	a	0726			0739								07c57		
Bradford Forster Square	a		0723	0733		0740	0743		0754						
		SX	SX	SO	SX	SO		SX	SO	SX		SX			
Leeds	d	0739			0749	0750	0751	0805	0808				0810		
Kirkstall Forge [†]	d					0757									
Apperley Bridge	d	0748											0819		
Shipley	d	0754	0758	0759	08a00	08a04					0811	0824	0824		
Frizinghall	d	0756	0801	0803							0814	0826			
Bramley	d						0759								
New Pudsey	d						0803	0815	0817						
Bradford Interchange	a						0812	0824	0826						
Bradford Forster Square	a	0802	0806	0809								0820	0833		
		SO	SX		SX	SO		SX	SO	SX		SX			
Leeds	d		08b18	0818	0820	0825	0832	0835					0841		
Kirkstall Forge [†]	d					0832									
Apperley Bridge	d												0850		
Shipley	d	0829	08b31			08a39	0844		0845	0848	0855		0855		
Frizinghall	d	0833							0847	0850	0857				
Bramley	d			0826	0828			0843							
New Pudsey	d			0830	0832			0847							
Bradford Interchange	a			0839	0841			08b56							
Bradford Forster Square	a	0839					0852		0852	0857	0904				

Notes: a Arrive. d Depart. b 1 minute later on Saturdays. c 1 minute earlier on Saturdays.

f 2 minutes earlier on Saturdays.

[†] Kirkstall Forge is due to open during the life of this timetable

SO Saturdays only.

SX Saturdays excepted.

Passengers are advised to allow a minimum connecting time of 10 minutes between trains at Leeds station.

All trains in this timetable are operated by Northern, except where otherwise stated.

Leeds - Bradford Composite Timetable

Mondays to Saturdays										Towards Bradford						
										SX	SO					
Leeds	d	0849	0851	0856	0905	0908				0910	09b19					
Kirkstall Forge†	d															
Apperley Bridge	d										0919					
Shipley	d	0859	09a01	09a07				0915	0924	0928						
Frizinghall	d	0903										0918	0926	0932		
Bramley	d	0859											09b27			
New Pudsey	d	0903		0914		0917					09b31					
Bradford Interchange	a	0912		0924		0926					09b40					
Bradford Forster Square	a	0909										0924	0933	0938		
										SO	SX					
Leeds	d	0926	0932	0935	0939		0942		0947			0951	0956			
Kirkstall Forge†	d	0939														
Apperley Bridge	d										0948	0951				
Shipley	d	09a37			0944	0953	0956	10f00	10a01	10a07						
Frizinghall	d										0947	0955	0958	10f04		
Bramley	d	0943											0959			
New Pudsey	d	0947											1003			
Bradford Interchange	a	0957											1012			
Bradford Forster Square	a			0953	1002	1005	10f10									
										SX	SO					
Leeds	d	1005	1008	10f12		10e17		10e18	1026	1032	1035					
Kirkstall Forge†	d										1039					
Apperley Bridge	d	10f21														
Shipley	d	1014		10f26	10f30	10c32		10a37								
Frizinghall	d	1017		10f28	10f34											
Bramley	d										10e26		1043			
New Pudsey	d	1014	1017										10e30		1047	
Bradford Interchange	a	1025	1027										10e39		1056	
Bradford Forster Square	a			1023	10f34	10f40										
										SX	SO					
Leeds	d	1040		1049		1051	1056	1105	1108		1110					
Kirkstall Forge†	d															
Apperley Bridge	d	1049											1119			
Shipley	d	1044	1054	1058	11a01		11a07		1114			1124				
Frizinghall	d	1047	1056	1102										1117	1126	
Bramley	d										1059					
New Pudsey	d										1103		1114	1117		
Bradford Interchange	a										1112		1124	1126		
Bradford Forster Square	a	1053	1103	1108											1123	1132
										SX	SO					
Leeds	d	11e18		1126	1132	1135		1140		1151	1156					
Kirkstall Forge†	d										1139					
Apperley Bridge	d										1149					
Shipley	d	11c29		11c38				1144	1154	11c59			12a07			
Frizinghall	d	11c33											1147		1156	1203
Bramley	d	11e26											1143		1159	
New Pudsey	d	11e30											1147		1203	
Bradford Interchange	a	11b39											1156		1212	
Bradford Forster Square	a	1138											1153	1203	12c09	

Notes: a Arrive. d Depart.

b 1 minute later on Saturdays.

e 2 minutes later on Saturdays.

† Kirkstall Forge is due to open during the life of this timetable

SO Saturdays only.

SX Saturdays excepted.

Passengers are advised to allow a minimum connecting time of 10 minutes between trains at Leeds station.

All trains in this timetable are operated by Northern, except where otherwise stated.

Leeds - Bradford Composite Timetable

Mondays to Saturdays				Towards Bradford				
		SX	SO					
Leeds	d	1205	1208	1210	12e18	1226	1232	1235
Kirkstall Forge†	d						1239	
Apperley Bridge	d			1219				
Shipley	d		1214	1224	12c29	12a37		1244
Frizinghall	d		1217	1226		1232		1247
Bramley	d				12e26			1243
New Pudsey	d	1214	1217		12e30			1247
Bradford Interchange	a	1224	1226		12e39			1256
Bradford Forster Square	a		12c23	1233		1238		1253
					SX	SO		SX
Leeds	d	1240		1249	1251	1256	1305	1308
Kirkstall Forge†	d							1310
Apperley Bridge	d	1249						1319
Shipley	d	1254	12c59	13a01		13a07		1314
Frizinghall	d	1256	1302					1317
Bramley	d			1259				1326
New Pudsey	d			1303		1314	1317	
Bradford Interchange	a			1312		1324	1326	
Bradford Forster Square	a	1303	1308					1323
								1333
								SO
Leeds	d	13e18		1326	1332	1335	1340	1350
Kirkstall Forge†	d				1339			1351
Apperley Bridge	d						1349	
Shipley	d		13c29	13a37		1344	1354	1358
Frizinghall	d		13c33			1347	1356	14a02
Bramley	d	13e26					1402	
New Pudsey	d	13e30				1343		1359
Bradford Interchange	a	13e39				1347		1403
Bradford Forster Square	a		1338			13c57		14c12
							1353	1403
							1408	
								SO
Leeds	d	1356	1405	1408		1410	14e18	1426
Kirkstall Forge†	d							1432
Apperley Bridge	d					1419		1439
Shipley	d	14a07			1414	1424	14c30	14a37
Frizinghall	d				1417	1426	14c34	
Bramley	d						14e26	1443
New Pudsey	d		1414	1417			14e30	1447
Bradford Interchange	a		1424	1426			14e39	1456
Bradford Forster Square	a				1423	1433	14f40	
								SO
Leeds	d		1440		1449	1451	1456	1505
Kirkstall Forge†	d							1508
Apperley Bridge	d		1449					1510
Shipley	d	1444	1454	14c59	15a01		15a07	1514
Frizinghall	d	1447	1456	1502				1517
Bramley	d					1459		1526
New Pudsey	d					1503	1514	1517
Bradford Interchange	a					1512	1524	1527
Bradford Forster Square	a	1453	1503	1508				1523
								1533

Notes: a Arrive. d Depart.
c 1 minute earlier on Saturdays. e 2 minutes later on Saturdays.
f 2 minutes earlier on Saturdays. † Kirkstall Forge is due to open during the life of this timetable
SO Saturdays only. **SX** Saturdays excepted.
Passengers are advised to allow a minimum connecting time of 10 minutes between trains at Leeds station.
All trains in this timetable are operated by Northern, except where otherwise stated.

Leeds - Bradford Composite Timetable

Mondays to Saturdays				Towards Bradford						
Leeds	d	15e18		1526	1532	1535		1540	1551	1556
Kirkstall Forge [†]	d				1539					
Apperley Bridge	d							1549		
Shipley	d		1528	15a37		1544	1554		15c59	16a07
Frizinghall	d		1532			1547	1556		1602	
Bramley	d	15e26				1543			1559	
New Pudsey	d	15e30				1547			1603	
Bradford Interchange	a	15e39				1556			1612	
Bradford Forster Square	a		1538				1553	1603		1608
		SX			SO					
Leeds	d	1605		1607	1608		16e18	1626	1632	1635
Kirkstall Forge [†]	d			1614					1639	
Apperley Bridge	d			1618						
Shipley	d		1614	1623		1628		16a37		1644
Frizinghall	d		1617	1626		1632				1647
Bramley	d						16e26			1643
New Pudsey	d	1614			1617		16e30			1647
Bradford Interchange	a	1623			1626		16e39			1656
Bradford Forster Square	a		1623	1633		16b37				1653
						SX	SO			
Leeds	d	1638	16b45	1651		1656	1705	1708		17c09
Kirkstall Forge [†]	d									17c16
Apperley Bridge	d	1647								17c20
Shipley	d	1652	16e57		1658	17a07			1714	17c25
Frizinghall	d	1655			17b01				1717	17c28
Bramley	d			1659						17e26
New Pudsey	d			1703			1714	1717		17e30
Bradford Interchange	a			1712			1723	1726		17e39
Bradford Forster Square	a	1702			1708				1723	17c35
						SX	SO	SX		SO
Leeds	d		1726	1735		1736	1736	1740		1750
Kirkstall Forge [†]	d						1743	1747		1751
Apperley Bridge	d					1745	1747			
Shipley	d	17c30	17a37		17b43	1750	1752	17a54	17e55	18a02
Frizinghall	d	17c33			17b46	1752	1755		17b59	
Bramley	d			1743						1759
New Pudsey	d			1747						1803
Bradford Interchange	a			17c57						1812
Bradford Forster Square	a	17c39			17b52	1759	1802		1805	
		SX			SX	SO				
Leeds	d	1756	1805		1806	1808	1810	18e18		1826
Kirkstall Forge [†]	d									1839
Apperley Bridge	d						1820			
Shipley	d	18a07		18c15	18a18		1825		18c29	18b37
Frizinghall	d			1817			1827		1833	
Bramley	d							18e26		
New Pudsey	d		1814			1817		18e30		
Bradford Interchange	a		1824			1825		18g39		
Bradford Forster Square	a			1823			1833		18c39	

Notes: a Arrive. d Depart.

b 1 minute later on Saturdays.

e 2 minutes later on Saturdays.

[†] Kirkstall Forge is due to open during the life of this timetable

SO Saturdays only.

SX Saturdays excepted.

Passengers are advised to allow a minimum connecting time of 10 minutes between trains at Leeds station.

All trains in this timetable are operated by Northern, except where otherwise stated.

Leeds - Bradford Composite Timetable

Mondays to Saturdays											Towards Bradford										
											SX	SO									
											SX	SO	SX	SO							
Leeds	d	1835					1837	1840	18c52			1856	1905	1908							
Kirkstall Forge [†]	d																				
Apperley Bridge	d					1847	1849														
Shipley	d	1844	1852	1854			1858	19a07					1914								
Frizinghall	d	1847	1855	1856			1902						1917								
Bramley	d	1843					1859														
New Pudsey	d	1847					19c04			1914	1917										
Bradford Interchange	a	18h59					1912			1924	1926										
Bradford Forster Square	a	1853	1901	1904			1908						1923								
Leeds	d	19e08					1919	19b19	1926	1933	1935			1951							
Kirkstall Forge [†]	d																				
Apperley Bridge	d	19e17																			
Shipley	d	1924	1928	19c32			19a37			1944			19c59								
Frizinghall	d	1926	1932					1947			20c03										
Bramley	d					19b27			1943			1959									
New Pudsey	d					19b31			1947			2003									
Bradford Interchange	a					19b40			1956			20c12									
Bradford Forster Square	a	1933	19q37								19c53			2008							
											SX	SO									
											SX	SO	SX	SO							
Leeds	d	1956	2005	2007	2008			20c19			2022	2026	2035								
Kirkstall Forge [†]	d																				
Apperley Bridge	d	2005																			
Shipley	d	20a09					2022			20b32	20a38	20a39									
Frizinghall	d					2026			20b35												
Bramley	d					2026					2043										
New Pudsey	d	2014			2017			20c31			2047										
Bradford Interchange	a	2024			2026			2039			2056										
Bradford Forster Square	a					2032			2041												
											GR										
											SX	SX	SO	SO	SX	SX	SO				
Leeds	d				2055			2100	2101	2104	2107	2108	2118								
Kirkstall Forge [†]	d																				
Apperley Bridge	d					2104			2109												
Shipley	d	2048	2106	21a09	2111	21a14	21s13														
Frizinghall	d	2051	2109			2114															
Bramley	d											2126									
New Pudsey	d											2117	2130								
Bradford Interchange	a											2126	2139								
Bradford Forster Square	a	20b57	2114			2119			2123												

Notes: a Arrive. d Depart.
b 1 minute later on Saturdays.
c 1 minute earlier on Saturdays.
e 2 minutes later on Saturdays.
g 3 minutes later on Saturdays.
h 3 minutes earlier on Saturdays.
s Stops to set down only.
[†] Kirkstall Forge is due to open during the life of this timetable
GR Operated by Virgin Trains East Coast.
SO Saturdays only.
SX Saturdays excepted.
Passengers are advised to allow a minimum connecting time of 10 minutes between trains at Leeds station.
All trains in this timetable are operated by Northern, except where otherwise stated.

Leeds - Bradford Composite Timetable

Mondays to Saturdays										Towards Bradford				
										GR				
										SX	SO	SO	SX	
Leeds	d	2126	2135							2156	2158	2204	22b07	2207
Kirkstall Forge [†]	d											2214		
Apperley Bridge	d	2135							2205	2213				
Shipley	d	21e24	21a40	2148	2206	22a10	22s09	22a18						
Frizinghall	d	21b28							2151	2209				
Bramley	d							2143				22b15		
New Pudsey	d							2147				22b19		
Bradford Interchange	a							2156				22b28		
Bradford Forster Square	a	21e33							21b57	2215	2220			
										SO	SX	SO	SO	SX
Leeds	d	2208	2226	2235							2256	2300	2308	
Kirkstall Forge [†]	d	2215							2303					
Apperley Bridge	d							2236						
Shipley	d	22e22	22a41	2248	2254	2306	23a10							
Frizinghall	d	22b26							2251	2257	2309			
Bramley	d							2243				2307	2316	
New Pudsey	d							2247				2311	2320	
Bradford Interchange	a							2256				2320	2329	
Bradford Forster Square	a	22e31							2257	2304	2315			
Leeds	d	2319												
Kirkstall Forge [†]	d													
Apperley Bridge	d	2328												
Shipley	d	23a33												
Frizinghall	d													
Bramley	d													
New Pudsey	d													
Bradford Interchange	a													
Bradford Forster Square	a													

Sundays

										Towards Bradford				
Leeds	d	0759	0818	0831	0840	0851	0900	0908	0925	0941				
Kirkstall Forge [†]	d							0838		0948				
Apperley Bridge	d							0842		0952				
Shipley	d							0847	08a52	09a14		0948	0957	
Frizinghall	d							0849				0951	1000	
Bramley	d	0807	0826							0916	0933			
New Pudsey	d	0811	0830							0902	0920	0937		
Bradford Interchange	a	0822	0839							0911	0931	0946		
Bradford Forster Square	a							0856					0957	1007

Notes: a Arrive, d Depart.

b 1 minute later on Saturdays.

e 2 minutes later on Saturdays.

s Stops to set down only.

[†] Kirkstall Forge is due to open during the life of this timetable

SO Saturdays only.

SX Saturdays excepted.

GR Operated by Virgin Trains East Coast. Through train to or from London.

Passengers are advised to allow a minimum connecting time of 10 minutes between trains at Leeds station.

All trains in this timetable are operated by Northern, except where otherwise stated.

Leeds - Bradford Composite Timetable

Sundays		Towards Bradford									
Leeds	d	0953	1008	1009	1025	1041	1053	1100	1108	1109	
Kirkstall Forge†	d					1048					
Apperley Bridge	d					1052					
Shipley	d	1002		10a20		1057		11a12		11a20	
Frizinghall	d	1005				1059					
Bramley	d		1016		1033				1116		
New Pudsey	d		1003	1020		1037		1102		1120	
Bradford Interchange	a		1011	1031		1046		1111		1131	
Bradford Forster Square	a	1010					1106				
Leeds	d	1120	1125		1141	1151		1208	1216	1225	1241
Kirkstall Forge†	d				1148						1248
Apperley Bridge	d				1152						1252
Shipley	d	11a31		1148	1157		1210		12a27		1257
Frizinghall	d			1151	1159		1214				1259
Bramley	d		1133			1159				1233	
New Pudsey	d		1137			1203		1217		1237	
Bradford Interchange	a		1146			1212		1226		1246	
Bradford Forster Square	a			1157	1206		1220				1306
Leeds	d	1251	1308	1316	1325		1341	1351	1357		1408
Kirkstall Forge†	d						1348				
Apperley Bridge	d						1352				
Shipley	d			13a27		1348	1357		14a09	1410	
Frizinghall	d					1351	1359			1414	
Bramley	d	1259			1333			1359			
New Pudsey	d	1303	1317		1337			1403			1417
Bradford Interchange	a	1312	1326		1346			1412			1426
Bradford Forster Square	a					1357	1406			1420	
Leeds	d	1416	1425	1441	1451	1459	1508	1516	1525		1541
Kirkstall Forge†	d			1448							1548
Apperley Bridge	d			1452							1552
Shipley	d	14a27		1457		15a11		15a27		1548	1557
Frizinghall	d			1459						1551	1559
Bramley	d		1433		1459				1533		
New Pudsey	d		1437		1503		1517		1537		
Bradford Interchange	a		1446		1512		1526		1546		
Bradford Forster Square	a			1506						1557	1606

Notes: a Arrive. d Depart.

† Kirkstall Forge is due to open during the life of this timetable

Passengers are advised to allow a minimum connecting time of 10 minutes between trains at Leeds station. All trains in this timetable are operated by Northern, except where otherwise stated

Leeds - Bradford Composite Timetable

Sundays		Towards Bradford									
Leeds	d	1551		1608	1616	1625	1641	1651	1708	1716	1720
Kirkstall Forge†	d						1648				
Apperley Bridge	d						1652				
Shipley	d		1610		16a27		1657			17a27	17a32
Frizinghall	d		1614				1659				
Bramley	d	1559				1633		1659			
New Pudsey	d	1603		1617		1637		1703	1717		
Bradford Interchange	a	1612		1626		1646		1712	1726		
Bradford Forster Square	a		1620				1706				
Leeds	d	1725		1741	1745	1751		1808	1816	1825	1841
Kirkstall Forge†	d				1752						1848
Apperley Bridge	d				1756						1852
Shipley	d		1748	17a52	1801		1810		18a28		1857
Frizinghall	d		1751		1803		1814				1859
Bramley	d	1735				1759				1833	
New Pudsey	d	1739				1803		1817		1837	
Bradford Interchange	a	1748				1812		1826		1846	
Bradford Forster Square	a		1757		1810		1820				1906
Leeds	d	1852	1908	1916	1925		1942	1951		2008	2016
Kirkstall Forge†	d						1949				
Apperley Bridge	d						1953				
Shipley	d			19a27		1948	1958		2010		20a27
Frizinghall	d					1951	2000		2014		
Bramley	d	1900			1933			1959			
New Pudsey	d	1904	1917		1938			2003		2017	
Bradford Interchange	a	1913	1926		1946			2012		2026	
Bradford Forster Square	a					1957	2007		2020		
Leeds	d	2025	2041	2052	2108	2116	2135		2141		2208
Kirkstall Forge†	d		2048						2148		
Apperley Bridge	d		2052						2152		
Shipley	d		2057			21a27		2155	2159	2210	
Frizinghall	d		2059					2157	2202	2213	
Bramley	d	2033		2100			2143				2216
New Pudsey	d	2037		2104	2117		2147				2220
Bradford Interchange	a	2046		2113	2126		2156				2229
Bradford Forster Square	a		2106					2203	2208	2219	
Leeds	d	2220	2235	2241	2320	2323					
Kirkstall Forge†	d			2248							
Apperley Bridge	d			2252							
Shipley	d	22a31		2257	23a31						
Frizinghall	d			2259							
Bramley	d	2244				2331					
New Pudsey	d	2248				2335					
Bradford Interchange	a	2257				2345					
Bradford Forster Square	a		2307								

Notes: a Arrive. d Depart.

† Kirkstall Forge is due to open during the life of this timetable

Passengers are advised to allow a minimum connecting time of 10 minutes between trains at Leeds station. All trains in this timetable are operated by Northern, except where otherwise stated.

Leeds - Sheffield Composite Timetable

Mondays to Fridays										Towards Leeds	
		NT	NT	NT	NT	NT	NT	XC	NT	NT	NT
Nottingham	d										0621
Langley Mill	d										0640
Alfreton	d										0648
Derby	d							0635			
Chesterfield	d					0626		0654			0658
Dronfield	d					0634					0705
Sheffield	d	0522	0550	0606	0628	0649	0706	0709	0715	0718	0751
Meadowhall	d	0528	0556	0612	0634	0655	0712		0722	0725	0757
Barnsley	d		0610	0633		0712	0733			0742	0812
Wakefield Kirkgate	a		0627	0649		0727	0749			0757	0827
Wakefield Westgate	a	0612			0722			0736	0812		
Leeds	a	0634	0650	0728	0744	0751	0825	0750	0837	0819	0849
		NT	NT	NT	XC	NT	NT	NT	NT	XC	NT
Nottingham	d			0712							0818
Langley Mill	d			0731							0836
Alfreton	d			0739							0844
Derby	d				0744						0844
Chesterfield	d			0749	0803				0855		0903
Dronfield	d								0902		
Sheffield	d	0806	0815	0818	0822	0850	0906	0915	0918	0921	0950
Meadowhall	d	0812	0822	0825		0856	0912	0921	0924		0956
Barnsley	d	0833		0842		0912	0933		0942		1012
Wakefield Kirkgate	a	0849		0857		0927	0949		0957		1027
Wakefield Westgate	a		0909		0846			1009		0946	
Leeds	a	0926	0931	0919	0901	0949	1026	1030	1017	1001	1049
		NT	NT	NT	XC	NT	NT	NT	NT	XC	NT
Nottingham	d			0917							1017
Langley Mill	d			0936							1036
Alfreton	d			0944							1044
Derby	d				0944						1044
Chesterfield	d			0955	1003				1055		1103
Dronfield	d			1002					1102		
Sheffield	d	1006	1014	1018	1021	1050	1106	1114	1118	1121	1150
Meadowhall	d	1012	1021	1024		1056	1112	1121	1124		1156
Barnsley	d	1033		1042		1112	1133		1142		1212
Wakefield Kirkgate	a	1049		1057		1127	1149		1157		1227
Wakefield Westgate	a		1109		1046			1209		1146	
Leeds	a	1126	1128	1118	1101	1149	1226	1230	1217	1201	1249
		NT	NT	NT	XC	NT	NT	NT	NT	XC	NT
Nottingham	d			1117							1217
Langley Mill	d			1136							1236
Alfreton	d			1144							1244
Derby	d				1144						1244
Chesterfield	d			1155	1203				1255		1303
Dronfield	d			1202					1302		
Sheffield	d	1206	1214	1218	1221	1250	1306	1314	1318	1321	1350
Meadowhall	d	1212	1221	1224		1256	1312	1321	1324		1356
Barnsley	d	1233		1242		1312	1333		1342		1412
Wakefield Kirkgate	a	1249		1257		1327	1349		1357		1427
Wakefield Westgate	a		1309		1246			1409		1346	
Leeds	a	1326	1331	1317	1301	1349	1425	1430	1418	1401	1449

Notes: appear at end.

Leeds - Sheffield Composite Timetable

Mondays to Fridays		Towards Leeds									
		NT	NT	NT	XC	NT	NT	NT	NT	XC	NT
Nottingham	d			1317						1417	
Langley Mill	d			1336						1436	
Alfreton	d			1344						1444	
Derby	d				1344						1444
Chesterfield	d			1355	1403					1455	1503
Dronfield	d			1402						1502	
Sheffield	d	1406	1414	1418	1421	1450	1503	1514	1518	1521	1550
Meadowhall	d	1412	1421	1424		1456	1510	1521	1524		1556
Barnsley	d	1433		1442		1512	1533		1542		1612
Wakefield Kirkgate	a	1449		1457		1527	1549		1557		1627
Wakefield Westgate	a		1509		1446			1609		1546	
Leeds	a	1526	1530	1518	1501	1549	1625	1632	1618	1601	1649
		NT	NT	NT	XC	NT	NT	NT	NT	XC	NT
Nottingham	d			1517						1618	
Langley Mill	d			1536						1637	
Alfreton	d			1544						1645	
Derby	d				1544						1711
Chesterfield	d			1555	1603					1657	
Dronfield	d			1602						1704	
Sheffield	d	1606	1614	1618	1621	1650	1706	1714	1718	1747	1750
Meadowhall	d	1612	1621	1624		1656	1712	1721	1724		1756
Barnsley	d	1633		1643		1712	1733		1742		1813
Wakefield Kirkgate	a	1649		1658		1727	1749		1757		1828
Wakefield Westgate	a		1709		1646			1813		1817	
Leeds	a	1728	1733	1715	1704	1749	1828	1831	1817	1834	1850
		NT	NT	NT	XC	NT	NT	NT	NT	XC	NT
Nottingham	d			1717						1817	
Langley Mill	d			1736						1836	
Alfreton	d			1744						1844	
Derby	d				1742						1844
Chesterfield	d			1755	1803					1855	1903
Dronfield	d			1802						1902	
Sheffield	d	1806	1815	1818	1821	1850	1907	1919	1922	1926	1952
Meadowhall	d	1812	1822	1824		1856	1913	1925	1928		1958
Barnsley	d	1833		1843		1915	1934		1942		2013
Wakefield Kirkgate	a	1851		1859		1930	1950		1957		2028
Wakefield Westgate	a		1909		1847			2015		1950	
Leeds	a	1931	1931	1925	1903	1952	2026	2034	2017	2005	2049
		NT	NT	XC	NT	NT	XC	EM	NT	NT	EM
Nottingham	d		1917						2033		
Langley Mill	d		1936						2050		
Alfreton	d		1944						2058		
Derby	d			1943			2044				2132
Chesterfield	d		1956	2004			2103	2109			2153
Dronfield	d		2003								
Sheffield	d	2007	2018	2021	2030	2109	2121	2125	2130	2206	2217
Meadowhall	d	2013	2024		2036	2115			2136	2212	
Barnsley	d	2034	2042			2136				2233	
Wakefield Kirkgate	a	2050	2057			2152				2253	
Wakefield Westgate	a			2047	2123		2147	2200	2223		2246
Leeds	a	2127	2117	2106	2146	2228	2204	2218	2245	2330	2305

Notes: appear at end.

Leeds - Sheffield Composite Timetable

Mondays to Fridays				Towards Leeds						
	NT	XC	EM	NT FX	NT FO	NT FX				
Nottingham	d		2146							
Langley Mill	d		2203							
Alfreton	d		2211							
Derby	d	2144								
Chesterfield	d	2207	2222							
Dronfield	d									
Sheffield	d	2224	2230	2253	2315	2315	2324			
Meadowhall	d	2231			2321	2321	2330			
Barnsley	d						2351			
Wakefield Kirkgate	a						00s10			
Wakefield Westgate	a	2317	2300	2322	0010		0017			
Leeds	a	2341	2315	2342	0030	0030				

Saturday										
	NT	NT	NT	XC	NT	NT	NT	NT	NT	XC
Nottingham	d								0711	
Langley Mill	d								0730	
Alfreton	d								0738	
Derby	d			0638						0744
Chesterfield	d			0657					0748	0803
Dronfield	d									
Sheffield	d	0606	0628	0706	0712	0715	0751	0806	0815	0818
Meadowhall	d	0612	0634	0712		0722	0757	0812	0822	0825
Barnsley	d	0633		0733			0812	0833		0842
Wakefield Kirkgate	a	0649		0749			0827	0849		0857
Wakefield Westgate	a		0722		0739	0813			0918	0846
Leeds	a	0725	0745	0825	0753	0833	0849	0926	0939	0919

	NT	NT	NT	NT	XC	NT	NT	NT	NT	XC
Nottingham	d				0817					0917
Langley Mill	d				0836					0936
Alfreton	d				0844					0944
Derby	d					0844				0944
Chesterfield	d				0855	0903				0955
Dronfield	d				0902					1002
Sheffield	d	0850	0906	0915	0918	0921	0950	1006	1014	1018
Meadowhall	d	0856	0912	0921	0924		0956	1012	1021	1024
Barnsley	d	0912	0933		0942		1012	1033		1042
Wakefield Kirkgate	a	0927	0949		0957		1027	1049		1057
Wakefield Westgate	a			1018		0946			1118	1046
Leeds	a	0949	1026	1039	1017	1001	1049	1126	1140	1118

	NT	NT	NT	NT	XC	NT	NT	NT	NT	XC
Nottingham	d				1017					1117
Langley Mill	d				1036					1136
Alfreton	d				1044					1144
Derby	d					1044				1144
Chesterfield	d				1055	1103				1155
Dronfield	d				1102					1202
Sheffield	d	1050	1106	1114	1118	1121	1150	1206	1214	1218
Meadowhall	d	1056	1112	1121	1124		1156	1212	1221	1224
Barnsley	d	1112	1133		1142		1212	1233		1242
Wakefield Kirkgate	a	1127	1149		1158		1227	1249		1257
Wakefield Westgate	a			1218		1146			1318	1246
Leeds	a	1149	1226	1240	1217	1200	1249	1326	1340	1317

Notes: appear at end.

Leeds - Sheffield Composite Timetable

Saturday		Towards Leeds									
		NT	NT	NT	NT	XC	NT	NT	NT	NT	XC
Nottingham	d				1217						1317
Langley Mill	d				1236						1336
Alfreton	d				1244						1344
Derby	d					1244					1344
Chesterfield	d				1255	1303					1355 1403
Dronfield	d				1302						1402
Sheffield	d	1250	1306	1314	1318	1321	1350	1406	1414	1418	1421
Meadowhall	d	1256	1312	1321	1324		1356	1412	1421		1424
Barnsley	d	1312	1333		1342		1412	1433			1442
Wakefield Kirkgate	a	1327	1350		1357		1427	1449			1457
Wakefield Westgate	a			1418		1346			1518		1446
Leeds	a	1349	1426	1440	1417	1401	1449	1526	1539	1517	1501
		NT	NT	NT	NT	XC	NT	NT	NT	NT	XC
Nottingham	d				1417						1517
Langley Mill	d				1436						1536
Alfreton	d				1444						1544
Derby	d					1444					1544
Chesterfield	d				1455	1503					1555 1603
Dronfield	d				1502						1602
Sheffield	d	1450	1506	1514	1518	1521	1550	1606	1614	1618	1621
Meadowhall	d	1456	1512	1521	1524		1556	1612	1621		1624
Barnsley	d	1512	1533		1542		1612	1633			1642
Wakefield Kirkgate	a	1527	1549		1557		1627	1649			1657
Wakefield Westgate	a			1618		1546			1718		1646
Leeds	a	1549	1626	1639	1617	1601	1649	1726	1739	1717	1701
		NT	NT	NT	NT	XC	XC	NT	NT	NT	NT
Nottingham	d				1617						1717
Langley Mill	d				1636						1736
Alfreton	d				1644						1744
Derby	d					1643	1716				
Chesterfield	d				1655	1704					1755
Dronfield	d				1702						1802
Sheffield	d	1650	1706	1714	1718	1721	1747	1750	1806	1815	1819
Meadowhall	d	1656	1712	1721	1724			1756	1812	1822	1825
Barnsley	d	1712	1733		1742			1813	1833		1842
Wakefield Kirkgate	a	1727	1749		1757			1828	1850		1858
Wakefield Westgate	a			1822		1747	1813			1919	
Leeds	a	1749	1826	1843	1817	1802	1829	1851	1931	1943	1925
		XC	NT	NT	NT	NT	XC	NT	NT	NT	XC
Nottingham	d				1817						1917
Langley Mill	d				1836						1936
Alfreton	d				1844						1944
Derby	d	1744					1844				1944
Chesterfield	d	1803			1855		1903			1955	2005
Dronfield	d				1902					2002	
Sheffield	d	1821	1850	1907	1916	1919	1921	1952	2007	2018	2024
Meadowhall	d		1856	1913	1922	1925		1958	2013	2024	
Barnsley	d		1914	1934	1942			2013	2034	2042	
Wakefield Kirkgate	a		1929	1950	1957			2028	2050	2057	
Wakefield Westgate	a	1846				2017	1950				2047
Leeds	a	1901	1951	2028	2018	2038	2004	2048	2126	2118	2104

Notes: appear at end.

Leeds - Sheffield Composite Timetable

Saturday		Towards Leeds									
		NT	NT	XC	EM	NT	EM	NT	XC		
Nottingham	d				2016						
Langley Mill	d				2033						
Alfreton	d				2041						
Derby	d			2044			2142		2147		
Chesterfield	d			2105	2052		2203		2208		
Dronfield	d										
Sheffield	d	2031	2106	2121	2126	2130	2219	2224	2230		
Meadowhall	d	2037	2112			2136		2231			
Barnsley	d		2133								
Wakefield Kirkgate	a		2152								
Wakefield Westgate	a	2122		2147	2159	2221	2245	2320	2309		
Leeds	a	2144	2229	2202	2217	2245	2303	2340	2325		

Sundays		NT	XC	NT	NT	XC	NT	NT	XC	NT	NT
Nottingham	d							1012			1117
Langley Mill	d							1036			1136
Alfreton	d							1044			1144
Derby	d					0944			1044		
Chesterfield	d					1003		1055	1103		1154
Dronfield	d							1102			1201
Sheffield	d	0839	0921	0933	1017	1021	1039	1117	1121	1136	1216
Meadowhall	d	0845		0939	1023		1045	1123		1142	1223
Barnsley	d	0910			1037		1110	1137			1237
Wakefield Kirkgate	a	0929			1055		1129	1155			1258
Wakefield Westgate	a		0944	1028		1044			1145	1231	
Leeds	a	1005	1002	1048	1116	1059	1205	1216	1201	1253	1318
		XC	NT	NT	XC	NT	NT	XC	NT	NT	XC
Nottingham	d			1217			1317			1417	
Langley Mill	d			1236			1336			1436	
Alfreton	d			1244			1344			1444	
Derby	d	1144			1244			1344			1444
Chesterfield	d	1203		1254	1303		1354	1403		1454	1503
Dronfield	d			1301			1401			1501	
Sheffield	d	1221	1239	1317	1321	1336	1417	1421	1439	1517	1521
Meadowhall	d		1246	1323		1342	1423		1445	1523	
Barnsley	d		1310	1337			1437		1510	1537	
Wakefield Kirkgate	a		1329	1355			1455		1529	1555	
Wakefield Westgate	a	1244			1345	1428		1444			1544
Leeds	a	1301	1404	1416	1401	1448	1516	1501	1604	1616	1602
		NT	NT	XC	NT	NT	XC	EM	NT	XC	NT
Nottingham	d		1512			1617					1717
Langley Mill	d		1536			1636					1736
Alfreton	d		1544			1644					1744
Derby	d			1544			1644	1652		1712	
Chesterfield	d		1556	1603		1654	1703	1713			1754
Dronfield	d		1603			1701					1801
Sheffield	d	1536	1617	1621	1639	1718	1721	1734	1736	1752	1817
Meadowhall	d	1542	1623		1645	1724		1744			1823
Barnsley	d		1637		1710	1738					1837
Wakefield Kirkgate	a		1655		1729	1756					1855
Wakefield Westgate	a	1631		1644			1744	1805	1829	1834	
Leeds	a	1653	1716	1701	1805	1816	1801	1823	1851	1851	1916

Notes: appear at end.

Leeds - Sheffield Composite Timetable

Sundays		Towards Leeds									
		XC	NT	NT	XC	NT	NT	XC	NT	EM	XC
Nottingham	d			1817			1917				
Langley Mill	d			1836			1936				
Alfreton	d			1844			1944				
Derby	d	1743			1843			1942		2016	2044
Chesterfield	d	1804		1854	1905		1954	2003		2037	2103
Dronfield	d			1901			2001				
Sheffield	d	1821	1839	1917	1921	1936	2017	2021	2039	2103	2121
Meadowhall	d		1845	1923		1942	2023		2045		
Barnsley	d		1910	1937			2037		2110		
Wakefield Kirkgate	a		1929	1955			2055		2129		
Wakefield Westgate	a	1847			1948	2028		2050		2127	2147
Leeds	a	1904	2005	2018	2005	2052	2116	2107	2204	2145	2204
		NT	XC	NT	XC	EM					
Nottingham	d			2133							
Langley Mill	d			2157							
Alfreton	d			2205							
Derby	d		2144		2242	2248					
Chesterfield	d		2203	2216	2303	2309					
Dronfield	d			2223							
Sheffield	d	2136	2221	2239	2319	2331					
Meadowhall	d	2142		2245							
Barnsley	d			2310							
Wakefield Kirkgate	a			2329							
Wakefield Westgate	a	2227	2244			2356					
Leeds	a	2250	2302	0005	0008	0013					
Towards Sheffield											
		EM	NT	XC	NT	NT	XC	EM	NT	NT	XC
Leeds	d	0525	0533	0600		0605	0616	0634	0638	0643	0705
Wakefield Westgate	d	0538	0550	0612			0628	0647		0659	0719
Wakefield Kirkgate	d				0604	0621			0708		
Barnsley	d				0622	0638			0726		
Meadowhall	d		0637		0642	0652			0749	0746	
Sheffield	a	0620	0649	0640	0655	0700	0710	0722	0758	0757	0750
Dronfield	a					0713					
Chesterfield	a	0639		0705		0720	0729	0736			0805
Derby	a	0703		0725			0748				0826
Alfreton	a					0731		0747			
Langley Mill	a					0738		0755			
Nottingham	a					0757		0823			
		NT	NT	NT	NT	NT	XC	NT	NT	NT	NT
Leeds	d	0705	0729	0740	0748	0805	0811	0833	0840	0848	0905
Wakefield Westgate	d				0804		0823			0904	
Wakefield Kirkgate	d	0725	0805	0756		0823		0905	0856		0923
Barnsley	d	0742	0824	0814		0840		0924	0914		0940
Meadowhall	d	0755	0848	0831	0851	0854		0948	0930	0951	0954
Sheffield	a	0805	0856	0840	0900	0902	0852	0956	0937	1002	1002
Dronfield	a	0817				0915					1015
Chesterfield	a	0823				0921	0906				1021
Derby	a						0924				
Alfreton	a	0834				0932					1032
Langley Mill	a	0841				0940					1040
Nottingham	a	0902				1000					1100

Notes: appear at end.

Leeds - Sheffield Composite Timetable

Mondays to Fridays						Towards Sheffield					
		XC	NT	NT	NT	NT	XC	NT	NT	NT	NT
Leeds	d	0911	0933	0940	0948	1005	1011	1033	1040	1048	1105
Wakefield Westgate	d	0923			1004		1023			1104	
Wakefield Kirkgate	d		1005	0956		1023		1105	1056		1123
Barnsley	d		1024	1014		1040		1124	1114		1140
Meadowhall	d		1048	1030	1051	1054		1148	1130	1151	1154
Sheffield	a	0951	1056	1037	1102	1102	1052	1157	1137	1202	1202
Dronfield	a					1115					1215
Chesterfield	a	1007				1121	1106				1221
Derby	a	1027					1124				
Alfreton	a					1132					1232
Langley Mill	a					1140					1240
Nottingham	a					1200					1300
		XC	NT	NT	NT	NT	XC	NT	NT	NT	NT
Leeds	d	1111	1133	1140	1148	1205	1211	1233	1240	1248	1306
Wakefield Westgate	d	1124			1204		1223			1304	
Wakefield Kirkgate	d		1205	1156		1223		1308	1256		1323
Barnsley	d		1224	1214		1240		1326	1314		1340
Meadowhall	d		1248	1230	1251	1254		1348	1330	1351	1354
Sheffield	a	1151	1256	1237	1302	1302	1251	1357	1337	1402	1402
Dronfield	a					1315					1415
Chesterfield	a	1207				1321	1306				1421
Derby	a	1227					1325				
Alfreton	a					1332					1432
Langley Mill	a					1340					1440
Nottingham	a					1400					1500
		XC	NT	NT	NT	NT	XC	NT	NT	NT	NT
Leeds	d	1311	1333	1340	1348	1405	1411	1433	1440	1448	1505
Wakefield Westgate	d	1323			1404		1423			1504	
Wakefield Kirkgate	d		1405	1356		1423		1505	1456		1523
Barnsley	d		1424	1414		1440		1524	1514		1540
Meadowhall	d		1448	1430	1451	1454		1548	1530	1551	1554
Sheffield	a	1351	1456	1437	1502	1502	1452	1556	1537	1602	1602
Dronfield	a					1515					1615
Chesterfield	a	1406				1521	1506				1621
Derby	a	1424					1524				
Alfreton	a					1532					1632
Langley Mill	a					1540					1640
Nottingham	a					1600					1700
		XC	NT	NT	NT	NT	NT	XC	NT	NT	NT
Leeds	d	1511	1533	1540	1548	1605	1633	1640	1640	1648	1705
Wakefield Westgate	d	1523			1604			1652		1704	
Wakefield Kirkgate	d		1605	1556		1623	1709		1656		1723
Barnsley	d		1624	1614		1640	1727		1714		1740
Meadowhall	d		1648	1630	1651	1654	1748		1728	1751	1754
Sheffield	a	1552	1656	1639	1702	1702	1757	1720	1737	1803	1803
Dronfield	a					1715					1815
Chesterfield	a	1606				1721					1821
Derby	a	1624						1751			
Alfreton	a					1732					1832
Langley Mill	a					1740					1840
Nottingham	a					1800					1900

Notes: appear at end.

Leeds - Sheffield Composite Timetable

Mondays to Fridays		Towards Sheffield									
		XC	NT	NT	NT	NT	XC	NT	NT	NT	NT
Leeds	d	1711	1733	1740	1748	1805	1811	1833	1840	1848	1905
Wakefield Westgate	d	1723			1804		1823			1904	
Wakefield Kirkgate	d		1805	1756		1823		1905	1858		1924
Barnsley	d		1824	1814		1840		1926	1919		1941
Meadowhall	d		1848	1829	1851	1854		1948	1935	1951	1954
Sheffield	a	1751	1856	1838	1902	1903	1851	1958	1942	2002	2002
Dronfield	a					1915					2015
Chesterfield	a	1809				1921	1910				2022
Derby	a	1827					1929				
Alfreton	a					1932					2032
Langley Mill	a					1940					2040
Nottingham	a					2000					2100
		XC	NT	NT	NT	XC	NT	NT	NT	XC	NT
Leeds	d	1911	1938	1945	1948	2011	2030	2037	2048	2111	2137
Wakefield Westgate	d	1923			2004	2024			2104	2123	
Wakefield Kirkgate	d		2010	2001			2047	2107			2207
Barnsley	d		2028	2019			2103	2125			2228
Meadowhall	d		2048	2036	2051		2122	2148	2151		2248
Sheffield	a	1951	2058	2043	2101	2052	2130	2156	2202	2152	2259
Dronfield	a										
Chesterfield	a	2009				2109				2224	
Derby	a	2027				2127				2242	
Alfreton	a										
Langley Mill	a										
Nottingham	a										
		NT	NT	NT							
Leeds	d	2148	2237	2305							
Wakefield Westgate	d	2205		2321							
Wakefield Kirkgate	d		2310								
Barnsley	d		2331								
Meadowhall	d	2252	2351	0006							
Sheffield	a	2302	0002	0018							
Dronfield	a										
Chesterfield	a										
Derby	a										
Alfreton	a										
Langley Mill	a										
Nottingham	a										
Saturday											
		XC	NT	XC	EM	NT	NT	NT	XC	NT	EM
Leeds	d	0600		0616	0634	0638	0643	0705	0711	0728	0738
Wakefield Westgate	d	0612		0629	0646		0659		0723		0751
Wakefield Kirkgate	d					0708		0725		0805	
Barnsley	d		0622			0726		0742		0824	
Meadowhall	d		0643			0751	0748	0757		0848	
Sheffield	a	0640	0651	0715	0722	0758	0757	0805	0750	0856	0821
Dronfield	a		0712					0817			
Chesterfield	a	0702	0718	0729	0749			0823	0807		0846
Derby	a	0724		0748					0825		
Alfreton	a		0729		0800			0834			0856
Langley Mill	a		0736		0808			0841			
Nottingham	a		0755		0825			0902			0919

Notes: appear at end.

Leeds - Sheffield Composite Timetable

		Towards Sheffield									
		NT	NT	NT	XC B	XC A	NT	NT	NT	NT	XC
Saturday											
Leeds	d	0740	0748	0805	0811	0811	0833	0840	0848	0905	0911
Wakefield Westgate	d		0804		0823	0824			0904		0924
Wakefield Kirkgate	d	0757		0823			0905	0856		0923	
Barnsley	d	0814		0840			0924	0914		0940	
Meadowhall	d	0831	0851	0854			0948	0930	0951	0954	
Sheffield	a	0839	0900	0902	0852	0851	0956	0937	0959	1002	0952
Dronfield	a			0915						1015	
Chesterfield	a			0921	0906	0906				1021	1006
Derby	a				0924	0927					1024
Alfreton	a			0932						1032	
Langley Mill	a			0940						1040	
Nottingham	a			1000						1100	
		NT	NT	NT	NT	XC B	XC A	NT	NT	NT	NT
Leeds	d	0933	0940	0948	1005	1011	1011	1033	1040	1048	1105
Wakefield Westgate	d			1004		1024	1024			1104	
Wakefield Kirkgate	d	1005	0956		1023			1105	1056		1123
Barnsley	d	1024	1014		1040			1124	1114		1140
Meadowhall	d	1048	1030	1051	1054			1148	1130	1151	1154
Sheffield	a	1056	1037	1102	1102	1051	1051	1157	1137	1202	1202
Dronfield	a				1115						1215
Chesterfield	a				1121	1106	1107				1221
Derby	a					1124	1127				
Alfreton	a				1132						1232
Langley Mill	a				1140						1240
Nottingham	a				1200						1300
		NT	NT	NT	NT	XC	NT	NT	NT	NT	NT
Leeds	d	1133	1140	1148	1205	1211	1233	1240	1248	1305	1333
Wakefield Westgate	d			1204		1223			1304		
Wakefield Kirkgate	d	1205	1156		1223		1305	1256		1323	1405
Barnsley	d	1224	1214		1240		1324	1314		1340	1424
Meadowhall	d	1248	1230	1251	1254		1348	1330	1351	1354	1448
Sheffield	a	1256	1237	1302	1302	1252	1356	1337	1402	1402	1456
Dronfield	a				1315					1415	
Chesterfield	a				1321	1306				1421	
Derby	a					1324					
Alfreton	a				1332					1432	
Langley Mill	a				1340					1440	
Nottingham	a				1400					1500	
		NT	NT	NT	XC	NT	NT	NT	NT	XC	NT
Leeds	d	1340	1348	1405	1411	1433	1440	1448	1505	1511	1533
Wakefield Westgate	d		1404		1423			1504		1523	
Wakefield Kirkgate	d	1356		1423		1505	1456		1523		1605
Barnsley	d	1414		1440		1524	1514		1540		1624
Meadowhall	d	1430	1451	1454		1548	1530	1551	1554		1648
Sheffield	a	1437	1502	1502	1451	1556	1537	1602	1602	1551	1656
Dronfield	a				1515				1615		
Chesterfield	a				1521	1506			1621	1606	
Derby	a					1524				1624	
Alfreton	a				1532				1632		
Langley Mill	a				1540				1640		
Nottingham	a				1600				1700		

Notes: appear at end.

Leeds - Sheffield Composite Timetable

Saturday		Towards Sheffield									
		NT	NT	NT	XC	NT	XC	NT	NT	NT	XC
Leeds	d	1540	1548	1605	1611	1633	1640	1640	1648	1705	1711
Wakefield Westgate	d		1604		1623		1652		1704		1723
Wakefield Kirkgate	d	1556		1623		1705		1656		1723	
Barnsley	d	1614		1640		1724		1714		1740	
Meadowhall	d	1630	1651	1654		1748		1728	1751	1754	
Sheffield	a	1637	1702	1702	1651	1757	1720	1737	1803	1802	1751
Dronfield	a			1715						1815	
Chesterfield	a			1721	1706					1821	1806
Derby	a				1724		1751				1824
Alfreton	a			1732						1832	
Langley Mill	a			1740						1840	
Nottingham	a			1800						1900	
		NT	NT	NT	NT	XC	NT	NT	NT	NT	XC
Leeds	d	1733	1740	1748	1805	1811	1833	1840	1848	1905	1911
Wakefield Westgate	d			1804		1823			1904		1924
Wakefield Kirkgate	d	1805	1756		1823		1905	1856		1924	
Barnsley	d	1824	1814		1840		1924	1914		1941	
Meadowhall	d	1848	1830	1851	1854		1948	1932	1951	1954	
Sheffield	a	1856	1838	1902	1903	1851	1956	1939	2002	2002	1951
Dronfield	a				1915					2015	
Chesterfield	a				1921	1909				2021	2006
Derby	a					1927					2024
Alfreton	a				1932					2032	
Langley Mill	a				1940					2040	
Nottingham	a				2000					2100	
		NT	NT	NT	XC	NT	NT	NT	XC	NT	NT
Leeds	d	1938	1945	1948	2011	2030	2037	2048	2111	2137	2148
Wakefield Westgate	d			2004	2023			2104	2123		2204
Wakefield Kirkgate	d	2010	2001			2046	2107			2207	
Barnsley	d	2028	2019			2103	2125			2228	
Meadowhall	d	2048	2037	2051		2122	2148	2151		2248	2252
Sheffield	a	2059	2044	2102	2052	2130	2155	2200	2152	2259	2301
Dronfield	a										
Chesterfield	a				2106				2206		
Derby	a				2124				2224		
Alfreton	a										
Langley Mill	a										
Nottingham	a										
		NT									
Leeds	d	2244									
Wakefield Westgate	d	2300									
Wakefield Kirkgate	d										
Barnsley	d										
Meadowhall	d	2345									
Sheffield	a	2358									
Dronfield	a										
Chesterfield	a										
Derby	a										
Alfreton	a										
Langley Mill	a										
Nottingham	a										

Notes: appear at end.

Leeds - Sheffield Composite Timetable

Sundays		Towards Sheffield									
		XC	NT	NT	XC	NT	EM	XC	NT	NT	EM
Leeds	d	0810	0834	0846	0900	0905	0950	1000	1002	1017	1050
Wakefield Westgate	d	0823		0901	0911		1003	1012			1103
Wakefield Kirkgate	d		0903			0921			1018	1046	
Barnsley	d		0924			0941			1038	1112	
Meadowhall	d		0944	0952		0957			1053	1137	
Sheffield	a	0851	0955	1000	0955	1004	1030	1054	1102	1144	1131
Dronfield	a					1016			1113		
Chesterfield	a	0907			1009	1022	1047	1108	1120		1154
Derby	a	0928			1032			1127			1217
Alfreton	a					1033			1130		
Langley Mill	a					1040			1137		
Nottingham	a					1101	1121		1158		
		XC	NT	NT	NT	XC	NT	NT	XC	NT	NT
Leeds	d	1100	1105	1121	1205	1211	1217	1305	1311	1321	1405
Wakefield Westgate	d	1112		1136		1224			1324	1336	
Wakefield Kirkgate	d		1121		1221	1246	1321				1421
Barnsley	d		1141		1241	1307	1341				1441
Meadowhall	d		1156	1224	1254	1327	1356			1421	1457
Sheffield	a	1153	1203	1233	1304	1254	1337	1405	1353	1432	1506
Dronfield	a		1216		1316		1416				1516
Chesterfield	a	1208	1222		1322	1308	1422	1408			1523
Derby	a	1228			1331			1427			
Alfreton	a		1233		1333		1433				1533
Langley Mill	a		1240		1340		1440				1540
Nottingham	a		1301		1401		1501				1601
		XC	NT	EM	NT	XC	NT	NT	XC	NT	NT
Leeds	d	1411	1417	1434	1505	1511	1521	1605	1611	1617	1705
Wakefield Westgate	d	1423		1447		1523	1536		1623		
Wakefield Kirkgate	d		1446		1521			1622		1649	1722
Barnsley	d		1512		1541			1642		1712	1741
Meadowhall	d		1536		1557		1624	1657		1736	1758
Sheffield	a	1452	1544	1517	1605	1551	1635	1705	1651	1744	1805
Dronfield	a				1616			1716			1816
Chesterfield	a	1506		1541	1622	1606	1722	1706			1822
Derby	a	1525		1602	1625			1726			
Alfreton	a				1633		1733				1833
Langley Mill	a				1640		1740				1840
Nottingham	a				1701		1801				1901
		XC	NT	NT	XC	NT	NT	XC	NT	XC	NT
Leeds	d	1711	1721	1803	1811	1817	1905	1911	1921	2011	2022
Wakefield Westgate	d	1723	1736		1823			1922	1936	2023	
Wakefield Kirkgate	d			1822		1846	1921				2051
Barnsley	d			1842		1912	1941				2112
Meadowhall	d		1825	1857		1936	1954		2023		2133
Sheffield	a	1752	1835	1904	1851	1943	2004	1951	2034	2051	2143
Dronfield	a			1916			2016				
Chesterfield	a	1806		1922	1906		2022	2006		2105	
Derby	a	1825			1925			2025		2125	
Alfreton	a			1933			2033				
Langley Mill	a			1940			2040				
Nottingham	a			1959			2101				

Notes: appear at end.

Leeds - Sheffield Composite Timetable

Sundays

Towards Sheffield

		XC	NT	NT
Leeds	d	2111	2145	2217
Wakefield Westgate	d	2123	2200	
Wakefield Kirkgate	d			2246
Barnsley	d			2312
Meadowhall	d		2246	2336
Sheffield	a	2151	2256	2343
Dronfield	a			
Chesterfield	a	2205		
Derby	a	2224		
Alfreton	a			
Langley Mill	a			
Nottingham	a			

Notes: a Arrive. d Depart.

A Until 10 September.

B From 17 September.

EM Operated by East Midlands Trains.

FO Fridays only.

FX Fridays excepted.

NT Operated by Northern.

XC Operated by CrossCountry.

Passengers are advised to allow a minimum connecting time of 10 minutes between trains at Leeds station and 7 minutes between trains at Sheffield station.

Manchester Victoria - Leeds via Calder Valley and Dewsbury

Mondays to Saturdays

SX

Manchester Victoria	d		0726	0826	0926	1026	1126	1226	1326	1426
Moston	d		0733	0833	09c34	1033	1133	1233	1333	1433
Mills Hill	d		0738	0838	0938	1038	1138	1238	1338	1438
Castleton	d		0743	0843	09c44	1043	1143	1243	1343	1443
Rochdale	d		0747	0847	09c48	1047	1147	1247	1347	1447
Smithy Bridge	d		0751	0851	09c52	1051	1151	1251	1351	1451
Littleborough	d		0755	0855	0955	1055	1155	1255	1355	1455
Walsden	d		0801	0901	1001	1101	1201	1301	1401	1501
Todmorden	d		0804	0904	10c05	1104	1204	1304	1404	1504
Hebden Bridge	d	0739	0811	0911	1011	1111	1211	1311	1411	1511
Mytholmroyd	d	0742	0814	0914	10c15	1114	1214	1314	1414	1514
Sowerby Bridge	d	0748	0820	0920	1020	1120	1220	1320	1420	1520
Brighouse	d	0702	0756	0829	0929	1029	1129	1229	1329	1429
Mirfield	d	0709	0805	0836	0936	1036	1136	1236	1336	1436
Ravensthorpe	d	0712	0808	0839						
Dewsbury	d	0716	0812	0843	09c42	1041	1141	1241	1341	1441
Batley	d	0719	0815	0846	09c45	10c45	1144	1244	1344	1444
Morley	d	0725	0821	0852	09c51	10c51	1150	1250	1350	1450
Cottingley	d	0728	0825	0855	0954	1054	1154	1254	1354	1454
Leeds	a	0737	0834	0904	1003	1103	1203	1303	1403	15c04

Manchester Victoria	d	1526	1626	17c26	1826	1926				
Moston	d	1533	1633	17c33	1833	1933				
Mills Hill	d	1538	1638	17c38	1838	1938				
Castleton	d	1543	1643	17c43	1843	1943				
Rochdale	d	1547	1647	1747	1847	1947				
Smithy Bridge	d	1551	1651	1751	1851	1951				
Littleborough	d	1555	1655	1755	1855	1955				
Walsden	d	1601	1701	1801	1901	2001				
Todmorden	d	1604	1704	1804	1904	2004				
Hebden Bridge	d	1611	1711	1811	1911	2011				
Mytholmroyd	d	1614	1714	1814	1914	2014				
Sowerby Bridge	d	1620	1720	1820	1920	2020				
Brighouse	d	1629	1729	1829	1929	2029				
Mirfield	d	1636	1736	1836	1936	2036				
Ravensthorpe	d									
Dewsbury	d	1641	1741	1841	1941	2041				
Batley	d	1644	1744	1844	1944	2044				
Morley	d	1650	1750	1850	1950	2050				
Cottingley	d	1654	1754	1854	1954	2054				
Leeds	a	1703	1803	1903	2003	2103				

Notes: a Arrive. d Depart.

c 1 minute earlier on Saturdays.

SX Saturdays excepted.

Passengers are advised to allow a minimum connecting time of 10 minutes between trains at Leeds station. All trains in this timetable are operated by Northern, except where otherwise stated.

Leeds - Manchester Victoria via Dewsbury and Calder Valley

Mondays to Saturdays

		SX									
Leeds	d	0623	0723	0826	0926	1026	1126	1226	1326	1426	1526
Cottingley	d										
Morley	d	0630	0731	0834	0934	1034	1134	1234	1334	1434	1534
Batley	d	0636	0736	0839	0939	1039	1139	1239	1339	1439	1539
Dewsbury	d	0639	0739	08c43	0942	1042	1142	1242	1342	1442	1542
Ravensthorpe	d										
Mirfield	d	0648	0747	0849	0948	1048	1148	1248	1348	1448	1548
Brighouse	d	0659	07c59	0859	0959	1059	1159	1259	1359	1459	1559
Sowerby Bridge	d	0708	0808	0909	1008	1108	1208	1308	1408	1508	1608
Mytholmroyd	d	0714	08c14	0914	1014	1114	1214	1314	1414	1514	1614
Hebden Bridge	d	0717	0817	0918	1017	1117	1217	1317	1417	1517	1617
Todmorden	d	0724	0824	0925	1024	1124	1224	1324	1424	1524	1624
Walsden	d	0728	08c28	0928	1028	1128	1228	1328	1428	1528	1628
Littleborough	a	0734	08c34	0934	1034	1134	1234	1334	1434	1534	1634
Smithy Bridge	a	0736	0836	0937	1036	1136	1236	1336	1436	1536	1636
Rochdale	a	0741	08c41	0941	1041	1141	1241	1341	1441	1541	1641
Castleton	a	0745	08c45	0945	1045	1145	1245	1345	1445	1545	1645
Mills Hill	a	0750	08c50	0950	1050	1150	1250	1350	1450	1550	1650
Moston	a	0754	08c54	0954	1054	1154	1254	1354	1454	1554	1654
Manchester Victoria	a	0803	09b03	10b03	11b03	12b03	13b03	14b03	15j08	16b03	17b03

		SO	SX	SX	SO	★
Leeds	d	1623	1723	1723	1823	1926
Cottingley	d	1629	1729	1729	1829	1932
Morley	d	1633	1733	1734	1833	1936
Batley	d	1639	1739	1739	1838	1941
Dewsbury	d	1642	1742	1743	1841	1945
Ravensthorpe	d	1645	1745	1746	1844	1948
Mirfield	d	1650	1750	1750	1849	1952
Brighouse	d	1700	1800	1801	1859	1900
Sowerby Bridge	d	17c10	1809	1811	1908	1909
Mytholmroyd	d	1715	1815	1816	1914	1915
Hebden Bridge	d	17c19	1818	1820	1917	1918
Todmorden	d	17c26	1825	1827	1925	1926
Walsden	d	1729	1829	1830	1928	1929
Littleborough	a	1735	1835	1836	1934	1935
Smithy Bridge	a	17c38	1837	1839	1937	1938
Rochdale	a	1742	1842	1843	1941	1942
Castleton	a	1746	1846	1847	1945	1946
Mills Hill	a	1751	1851	1852	1950	1951
Moston	a	1755	1855	1856	1954	1955
Manchester Victoria	a	18c06	1905	1905	2003	2006

Notes: a Arrive. d Depart.

b 1 minute later on Saturdays.

c 1 minute earlier on Saturdays.

j arrives 1504 on Saturdays.

★ Through train to Halifax, arrives 2015.

SO Saturdays only.

SX Saturdays excepted.

Passengers are advised to allow a minimum connecting time of 10 minutes between trains at Leeds station.

All trains in this timetable are operated by Northern, except where otherwise stated.

Airedale Line

Mondays to Saturdays

Towards Leeds

			SX	SO	SX	SX	SX	SO	GR SX	GR SO	SX
Skipton	d	0545	0556	0600	0614	0626	0640	0644	0655	0655	0700
Cononley	d	0550	0601	0605	0619	0631	0645	0649			0706
Steeton & Silsden	d	0555	0606	0610	0624	0636	0650	0654			0711
Keighley	d	0559	0610	0614	0628	0641	0654	0659	07u07	07u09	0715
Crossflatts	d	0603	0614	0618	0632	0644	0658	0703			0719
Bingley	d	0605	0616	0620	0634	0647	0700	0705			0722
Saltaire	d	0610	0621	0625	0639	0651	0705	0710			0727
Shipley	d	0613	0624	0628	0642	0654	0708	0713	07u17	07u19	0730
Frizinghall	d		0628	0632		0658					0733
Bradford Forster Square	a		0634	0638		0704					0740
Apperley Bridge	d										
Kirkstall Forge †	d										
Leeds	a	0627			0657		0724	0728	0731	0733	
			SO	SX	SX	SX	SO				SX
Skipton	d	0704	0706	0718	0724	0730	0730	0745	0755	0800	0813
Cononley	d	0709	0711	0723	0729	0735	0735	0750		0805	0818
Steeton & Silsden	d	0714	0716	0728	0734	0740	0740	0755	08b02	0810	0823
Keighley	d	0719	0721	0733	0739	0745	0745	0800	08b07	0815	0828
Crossflatts	d	0723	0725	0737	0743	0749	0749	0804		0819	0832
Bingley	d	0725	0727	0739	0745	0751	0751	0806	08b12	0821	0834
Saltaire	d	0730	0732	0744	0751	0756	0756	0811		0826	0839
Shipley	d	0733	0735	0747	0758	0759	0759	0814	0819	0829	0842
Frizinghall	d	0737			0801		0803			0833	
Bradford Forster Square	a	0743			0806		0809			0839	
Apperley Bridge	d			0752							
Kirkstall Forge †	d		0743			0807					
Leeds	a		0753	0803		0817		0829	0837		0857
			SO	SX	SX	SO				SO	
Skipton	d	0816	0826	08b30	0837	0847	0900	0917	0930	0941	0947
Cononley	d	0821		0836	0842	0852	0905	0922	0935		0952
Steeton & Silsden	d	0826		0841	0847	0857	0910	0927	0940		0957
Keighley	d	0831	0837	0845	0851	0901	0914	0931	0944	0951	1001
Crossflatts	d	0835		0849	0855	0905	0918	0935	0948		1005
Bingley	d	0837	0842	0851	0857	0907	0920	0937	0950	0957	1007
Saltaire	d	0842		0856	0902	0912	0925	0942	0955		1012
Shipley	d	0845	0847	0859	0905	0915	0928	0945	1000	1002	1015
Frizinghall	d			0903			0932		10f04		
Bradford Forster Square	a			0909			0938		10f10		
Apperley Bridge	d										
Kirkstall Forge †	d										
Leeds	a	0859	0904		0921	0930		10g00		1020	1029

Notes: a Arrive. d Depart.

b 1 minute later on Saturdays.

c 1 minute earlier on Saturdays.

f 2 minutes earlier on Saturdays.

g 3 minutes later on Saturdays.

u Stops to pick up only.

SO Saturdays only.

SX Saturdays excepted.

GR Operated by Virgin Trains East Coast. Through train to or from London.

† Station opens during the life of this timetable – look out for details.

Passengers are advised to allow a minimum connecting time of 10 minutes between trains at Leeds station.

All trains in this timetable are operated by Northern, except where otherwise stated.

Airedale Line

Mondays to Saturdays											Towards Leeds		
											SO	SX	SO
Skipton	d	0955	1000	1017	1030	1047	1056	11c01	1117	1126	1130		
Cononley	d		1005	1022	1035	1052		11c06	1122		11c36		
Steeton & Silsden	d		1010	1027	1040	1057		11c11	1127		11c41		
Keighley	d	1008	1014	1031	1044	1101	1107	11c15	1131	1137	1145		
Crossflatts	d		1018	1035	1048	1105		11c19	1135		11c49		
Bingley	d	1012	1020	1037	1050	1107	1113	11c21	1137	1143	1151		
Saltaire	d		1025	1042	1055	1112		11c26	1142		11c56		
Shipley	d	1019	10f30	1045	1058	1115	1120	11c29	1145	1150	11c59		
Frizinghall	d		10f34		1102			11c33			1203		
Bradford Forster Square	a		10f40		1108			1138			12c09		
Apperley Bridge	d												
Kirkstall Forge †	d												
Leeds	a	1035		1059		1129	1136		1159	1207			

Skipton	d	1147	1200	1212	1217	1230	1247	1300	1317	1330	1347		
Cononley	d	1152	1205		1222	12c36	1252	1305	1322	1335	1352		
Steeton & Silsden	d	1157	1210		1227	1240	1257	1310	1327	1340	1357		
Keighley	d	1201	1214	12c23	1231	12c45	1301	1314	1331	1344	1401		
Crossflatts	d	1205	1218		1235	1248	1305	1318	1335	1348	1405		
Bingley	d	1207	1220		1237	12c51	1307	1320	1337	1350	1407		
Saltaire	d	1212	1225		1242	12c56	1312	1325	1342	1355	1412		
Shipley	d	1215	12c29	1233	1245	12c59	1315	13c29	1345	1358	1415		
Frizinghall	d		1232			1302		13c33		1402			
Bradford Forster Square	a		1238			1308		1338		1408			
Apperley Bridge	d												
Kirkstall Forge †	d												
Leeds	a	1229		12j54	1259		1329		1359	1429			

											SO	SX	
Skipton	d	1356	1400	1400	1417	1430	1447	1458	1510	1517	1530		
Cononley	d		1405	1407	1422	1435	1452	1503		1522	1535		
Steeton & Silsden	d		1410	1412	1427	1440	1457	1508		1527	1540		
Keighley	d	1407	1415	1416	1431	1444	1501	1512	1520	1531	1544		
Crossflatts	d		1418	1420	1435	1448	1505	1516		1535	1548		
Bingley	d	1413	1421	1422	1437	1450	1507	1518	1525	1537	1550		
Saltaire	d		1425	1427	1442	1455	1512	1523		1542	1555		
Shipley	d	1419	1429	1430	1445	14c59	1515	1528	15b30	1545	15c59		
Frizinghall	d		1433	1434		1502		1532		1602			
Bradford Forster Square	a		1438	1440		1508		1538		1608			
Apperley Bridge	d												
Kirkstall Forge †	d												
Leeds	a	14c37			1459		1529		15b47	1559			

Notes: a Arrive. d Depart.

b 1 minute later on Saturdays.

c 1 minute earlier on Saturdays.

f 2 minutes earlier on Saturdays.

j arrives 1250 on Saturdays

SO Saturdays only.

SX Saturdays excepted.

† Station opens during the life of this timetable – look out for details.

Passengers are advised to allow a minimum connecting time of 10 minutes between trains at Leeds station.

All trains in this timetable are operated by Northern, except where otherwise stated.

Airedale Line

Mondays to Saturdays											Towards Leeds						
											SX	SO	SX	SO	SX		
Skipton	d	1547	1558	1600	1612	1617	1625	1630	1647	1655	1700						
Cononley	d	1552	1603	1605		1622		1635	1652		17c06						
Steeton & Silsden	d	1557	1608	1610		1627		1640	1657		1710						
Keighley	d	1601	1612	1614	1622	1631	1637	1644	1701	1707	17c15						
Crossflatts	d	1605	1616	1618		1635		1648	1705		1718						
Bingley	d	1607	1618	1620	1627	1637	1643	1650	1707	1714	17c21						
Saltaire	d	1612	1623	1625		1642		1655	1712		17c26						
Shipley	d	1615	1628	1628	1632	1645	1650	1658	1715	1720	17c30						
Frizinghall	d		1632	1632				17b01			17c33						
Bradford Forster Square	a		1637	1638				1708			17c39						
Apperley Bridge	d																
Kirkstall Forge †	d																
Leeds	a	1629			1653	1659	1707		1729	1738							

											SX	SO	SX	SO	SX	SO	SO
Skipton	d	1715	1717	1724	1728	1739	1741	1747	1755	1800	1817						
Cononley	d	1720	1722	1729	1733			1752		1805	1822						
Steeton & Silsden	d	1725	1727	1734	1738			1757		1810	1827						
Keighley	d	1729	1731	1738	1742	1750	1751	1801	1807	1814	1831						
Crossflatts	d	1733	1735	1742	1746			1805		1818	1835						
Bingley	d	1735	1737	1744	1748			1755	1807	1813	1820	1837					
Saltaire	d	1740	1742	1749	1753			1812		1825	1842						
Shipley	d	1743	1745	1755	1757	1758	1801	1815	1819	18c29	1845						
Frizinghall	d			1759	1800						1833						
Bradford Forster Square	a			1805	1805						18c39						
Apperley Bridge	d	1748															
Kirkstall Forge †	d																
Leeds	a	1800	1759			1815	1817	1829	1836		18b59						

											SX	SO			SO		
Skipton	d	1825	1830	1847	1900	1915	1917	19c31	1947	1954	2008						
Cononley	d		1835	1852	1905	1920	1922	19c36	1952	1959							
Steeton & Silsden	d		1840	1857	1910	1925	1927	19c41	1957	2004							
Keighley	d	1837	1844	1901	1914	1929	1931	19c45	2001	2008	2018						
Crossflatts	d		1848	1905	1918	1933	1935	19c49	2005	2012							
Bingley	d	1843	1850	1907	1920	1935	1937	19c51	2007	2014	2023						
Saltaire	d		1855	1912	1925	1940	1942	19c56	2012	2019							
Shipley	d	18b49	1858	1915	1928	1943	1945	19c59	2015	2022	2028						
Frizinghall	d		1902		1932			20c03		2026	20z36						
Bradford Forster Square	a		1908		19g37			2008		2032	20z41						
Apperley Bridge	d									2020							
Kirkstall Forge †	d																
Leeds	a	1907		1929		1958	1959		20b32		2045						

Notes: a Arrive. d Depart.

b 1 minute later on Saturdays.

c 1 minute earlier on Saturdays.

g 3 minutes later on Saturdays.

z Connecting time. Change at Shipley.

SO Saturdays only.

SX Saturdays excepted.

† Station opens during the life of this timetable – look out for details.

Passengers are advised to allow a Passengers are advised to allow a minimum connecting time of 10 minutes between trains at Leeds station.

All trains in this timetable are operated by Northern, except where otherwise stated.

Airedale Line

Mondays to Saturdays											Towards Leeds	
		SX		SO	SX	SX	SO	SX	SO		SX	
Skipton	d	2015	2022	2038	2040	2045	2050	2054	2057	2117	2146	
Cononley	d		2027			2051	2055	2059	2102	2122	2153	
Steeeton & Silsden	d		2032			2057	2100	2104	2107	2127	2157	
Keighley	d	2025	2036	2048	2050	2101	2104	2108	2111	2131	2202	
Crossflatts	d		2040			2105	2108	2112	2115	2135	2206	
Bingley	d	2030	2042	2053		2107	2110	2114	2117	2137	2209	
Saltaire	d		2047			2112	2115	2119	2122	2142	2214	
Shipley	d	2035	2050	2058	2057	2115	2118	2124	2126	2145	2217	
Frizinghall	d	20z51		21z14	21z09				2128	2129		
Bradford Forster Square	a	20z57		21z19	21z14				2133	2135		
Apperley Bridge	d		2055			2120	2123			2150	2222	
Kirkstall Forge †	d											
Leeds	a	2050	2107	2116	2115	2132	2135			2202	2234	

SO											
Skipton	d	2149	21b54	2217							
Cononley	d	2154	21b59	2222							
Steeeton & Silsden	d	2159	22b04	2227							
Keighley	d	2203	22b08	2231							
Crossflatts	d	2207	22b12	2235							
Bingley	d	2209	22b14	2237							
Saltaire	d	2214	22b19	2242							
Shipley	d	2217	22e22	2245							
Frizinghall	d		22b26								
Bradford Forster Square	a		22e31								
Apperley Bridge	d	2222		2250							
Kirkstall Forge †	d										
Leeds	a	2234		2302							

Sundays

Skipton	d	0832	0912	0932	1012	1112	1130	1142	1212	1312	1342
Cononley	d	0837	0917	0937	1017	1117		1147	1217	1317	1347
Steeeton & Silsden	d	0842	0922	0942	1022	1122		1152	1222	1322	1352
Keighley	d	0846	0926	0946	1026	1126	1140	1156	1226	1326	1356
Crossflatts	d	0850	0930	0950	1030	1130		1200	1230	1330	1400
Bingley	d	0852	0932	0952	1032	1132	1144	1202	1232	1332	1402
Saltaire	d	0857	0937	0957	1037	1137		1207	1237	1337	1407
Shipley	d	0900	0940	1002	1040	1140	1149	1210	1240	1340	1410
Frizinghall	d		08z51	1005	10z59	11z51	11z59	1214	12z59	13z51	1414
Bradford Forster Square	a		08z57	1010	11z06	11z57	12z06	1220	13z06	13z57	1420
Apperley Bridge	d										
Kirkstall Forge †	d										
Leeds	a	0914	0954	10z30	1054	1154	1205	12z40	1254	1354	14z40

Notes: a Arrive. d Depart.

b 1 minute later on Saturdays.

e 2 minutes later on Saturdays.

z Connecting time. Change at Shipley.

SO Saturdays only.

SX Saturdays excepted.

† Station opens during the life of this timetable – look out for details.

Passengers are advised to allow a minimum connecting time of 10 minutes between trains at Leeds station.

All trains in this timetable are operated by Northern, except where otherwise stated.

Airedale Line

Sundays		Towards Leeds									
Skipton	d	1406	1412	1506	1512	1542	1607	1612	1709	1714	1742
Cononley	d		1417		1517	1547		1617		1719	1747
Steeton & Silsden	d		1422		1522	1552		1622		1724	1752
Keighley	d	1416	1426	1516	1526	1556	1617	1626	1720	1728	1756
Crossflatts	d		1430		1530	1600		1630		1732	1800
Bingley	d	1420	1432	1520	1532	1602	1622	1632	1725	1734	1802
Saltaire	d		1437		1537	1607		1637		1739	1807
Shipley	d	1425	1440	1525	1540	1610	1627	1640	1730	1742	1810
Frizinghall	d		14z57		15z51	1614		16z59		17z51	1814
Bradford Forster Square	a		15z06		15z57	1620		17z06		17z57	1820
Apperley Bridge	d										
Kirkstall Forge †	d										
Leeds	a	1444	1454	1545	1554	16z40	1646	1654	1746	1756	18z42
Skipton	d	1812	1905	1917	1922	1942	2012	2116	2122	2142	2212
Cononley	d	1817			1927	1947	2017		2127	2147	2217
Steeton & Silsden	d	1822			1932	1952	2022		2132	2152	2222
Keighley	d	1826	1915	1927	1936	1956	2026	2126	2136	2156	2226
Crossflatts	d	1830			1940	2000	2030		2140	2200	2230
Bingley	d	1832	1920	1932	1942	2002	2032	2131	2142	2202	2232
Saltaire	d	1837			1947	2007	2037		2147	2207	2237
Shipley	d	1840	1925	1937	1950	2010	2040	2137	2150	2210	2239
Frizinghall	d	18z59		19z51	20z00	2014	20z59		21z57	2213	22z59
Bradford Forster Square	a	19z06		19z57	20z07	2020	21z06		22z03	2219	23z07
Apperley Bridge	d										
Kirkstall Forge †	d										
Leeds	a	1854	1943	1956	2004	20z40	2054	2154	2204	22z42	2254
Skipton	d	2312									
Cononley	d	2318									
Steeton & Silsden	d	2322									
Keighley	d	2327									
Crossflatts	d	2331									
Bingley	d	2334									
Saltaire	d	2339									
Shipley	d	2342									
Frizinghall	d										
Bradford Forster Square	a										
Apperley Bridge	d										
Kirkstall Forge †	d										
Leeds	a	2357									

Notes: a Arrive. d Depart.

z Connecting time. Change at Shipley.

† Station opens during the life of this timetable – look out for details.

Passengers are advised to allow a Passengers are advised to allow a minimum connecting time of 10 minutes between trains at Leeds station.

All trains in this timetable are operated by Northern, except where otherwise stated.

Airedale Line

Mondays to Saturdays

Towards Skipton

		SX	SO	SX	SO	SX	SO	SX	SO	SX	SO
Leeds	d	0529	0554			0616	0619			0650	0657
Kirkstall Forge †	d									0657	
Apperley Bridge	d					0625					
Bradford Forster Square	d			0603	0609			0638			0709
Frizinghall	d			0606	0612			0641			0712
Shipley	d	0542	0607	0611	0617	0630	0632	0646	0704	0709	0717
Saltaire	d	0544	0609	0613	0620	0632		0649	0707	0712	0720
Bingley	d	0549	0614	0617	0624	0636	0636	0653	0711	0716	0724
Crossflatts	d	0551	0616	0619	0626	0638		0655	0713	0718	0726
Keighley	d	0556	0621	0624	0630	0643	0642	0659	0717	0723	0730
Steeton & Silsden	d	0600	0625	0628	0634	0647		0703	0721	0727	0734
Cononley	d	0605	0630	0632	0639	0651		0708	0726	0732	0739
Skipton	a	0612	0637	0640	0647	0659	0655	0716	0734	0740	0748

		SX	SX	SX	SX	SO	SX	SO			
Leeds	d		0725			0749	0750		0818	0819	0825
Kirkstall Forge †	d						0757				0832
Apperley Bridge	d										
Bradford Forster Square	d	0715		0741			0811				08b41
Frizinghall	d	0718		0744			0814				08b44
Shipley	d	0723	0737	0749	0801	0804	0819	0831	0832	0839	08b49
Saltaire	d	0725	0739	0752	0803	0807	0822			0842	08b52
Bingley	d	0729	0743	0756	0807	0811	0826	0836	0837	0846	08b56
Crossflatts	d	0731	0746	0758	0810	0813	0828			0848	08b58
Keighley	d	0736	0750	0803	0814	0817	0832	0841	0843	08c53	0903
Steeton & Silsden	d	0740	0755	0807	0819	0821	0836			0857	09b07
Cononley	d	0744	0759	0812	0823	0826	0841			09c02	0912
Skipton	a	0752	0808	0820	0831	0835	0850	0855	0856	0910	09b20

Leeds	d	0849	0856			0926		0947	0956		10f17	1026
Kirkstall Forge †	d											
Apperley Bridge	d											
Bradford Forster Square	d			0911		0941			1011			
Frizinghall	d			0914		0944			1014			
Shipley	d	0902	0909	0919	0938	0949	1002	1008	1019	10c33	1038	
Saltaire	d		0911	0922	0940	0952		1010	1022		1040	
Bingley	d	0906	0915	0926	0944	0956	1006	1014	1026	10c38	1044	
Crossflatts	d		0918	0928	0947	0958		1017	1028		1047	
Keighley	d	0912	0922	09c33	0951	10c03	1012	1021	10c33	10c43	1051	
Steeton & Silsden	d		0927	0937	0956	1007		1026	10c37		1056	
Cononley	d		0931	09c42	1000	10c12		1030	10c42		1100	
Skipton	a	0924	0940	0950	1009	10f20	1024	1039	10f50	10c56	1109	

Notes: a Arrive. d Depart.

b 1 minute later on Saturdays.

c 1 minute earlier on Saturdays.

f 2 minutes earlier on Saturdays.

SO Saturdays only.

SX Saturdays excepted.

† Station opens during the life of this timetable – look out for details.

Passengers are advised to allow a Passengers are advised to allow a minimum connecting time of 10 minutes between trains at Leeds station.

All trains in this timetable are operated by Northern, except where otherwise stated.

Airedale Line

Mondays to Saturdays

Towards Skipton

					SO	SX			
Leeds	d		1049	1056		1126		1156	1226
Kirkstall Forge †	d								
Apperley Bridge	d								
Bradford Forster Square	d	1041			1111		1141	1141	1211
Frizinghall	d	1044			1114		1144	1144	1214
Shipley	d	1049	1102	1108	1119	1139	1149	1149	1208 1219 1238
Saltaire	d	1052		1110	1121	1141	1151	1152	1210 1222 1240
Bingley	d	1056	1106	1114	1125	1145	1155	1156	1214 1226 1244
Crossflatts	d	1058		1117	11c28	1147	1157	1158	1217 1228 1247
Keighley	d	11c03	1112	1121	1132	1152	1201	1203	1221 1233 1251
Steeton & Silsden	d	11c07		1126	11c37	1156	1206	1207	1226 1237 1256
Cononley	d	11c12		1130	11c41	1201	1209	1212	1230 1242 1300
Skipton	a	11c20	1124	1139	1150	1209	1220	1220	1239 12f52 1309

					SX		SO		
Leeds	d		1249	1256		1316	1326		1350 1356
Kirkstall Forge †	d								
Apperley Bridge	d								
Bradford Forster Square	d	1241			1311		1341		1411
Frizinghall	d	1244			1314		1344		1414
Shipley	d	1249	1302	1308	1319	1330	1338	13c50	1403 1408 1419
Saltaire	d	1252		1310	1322		1340	13c53	1410 1422
Bingley	d	1256	1306	1314	1326	1335	1344	13c57	1408 1414 1426
Crossflatts	d	1258		1317	1328		1347	13c59	1417 1428
Keighley	d	13c03	1312	1321	13c33	1340	1351	14f04	1413 1421 14c33
Steeton & Silsden	d	1307		1326	1337		1356	14c08	1426 14c37
Cononley	d	13c12		1330	13c42		1400	14f13	1430 14c42
Skipton	a	1320	1324	1339	1350	1355	1409	14h22	1427 1439 14f50

Leeds	d	1426		1449	1456		1526		1556 1626
Kirkstall Forge †	d								
Apperley Bridge	d								
Bradford Forster Square	d		1441			1511		1541	1612
Frizinghall	d		1444			1514		1544	1615
Shipley	d	1438	1449	1502	1508	1519	1538	1549	1608 1620 1638
Saltaire	d	1440	1452		1510	1522	1540	1552	1610 1623 1640
Bingley	d	1444	1456	1506	1514	1526	1544	1556	1614 1627 1644
Crossflatts	d	1447	1458		1517	1528	1547	1558	1617 1629 1647
Keighley	d	1451	15c03	1512	1521	15c33	1551	1603	1621 1634 1651
Steeton & Silsden	d	1456	1507		1526	1537	1556	1607	1626 1638 1656
Cononley	d	1500	15c12		1530	15c42	1600	16c12	1630 16c43 1700
Skipton	a	1509	15b20	1524	1539	1550	1609	16f22	1639 16c51 1709

Notes: a Arrive. d Depart.

b 1 minute later on Saturdays.

c 1 minute earlier on Saturdays.

f 2 minutes earlier on Saturdays.

h 3 minutes earlier on Saturdays

SO Saturdays only.

SX Saturdays excepted.

† Station opens during the life of this timetable – look out for details.

Passengers are advised to allow a minimum connecting time of 10 minutes between trains at Leeds station.

All trains in this timetable are operated by Northern, except where otherwise stated.

Airedale Line

Mondays to Saturdays						Towards Skipton				
						SX	SO			SX
Leeds	d	16b45	1656		1726	1740	1750	1756		1806
Kirkstall Forge †	d					1747				
Apperley Bridge	d									
Bradford	d	16c38		1711		1738				
Forster Square	d	16c41		1714		1741				
Frizinghall	d	1646	16b58	1708	1719	1738	1746	1754	1803	1808 1819
Shipley	d	1649		1710	1722	1740	1749	1757		1810
Saltaire	d	1653	17e03	1714	1726	1744	1753	1801	1808	1814 1824
Bingley	d	1655		1717	1728	1747	1755	1803		1817
Crossflatts	d	1700	17b09	1721	1733	1751	1800	1808	1813	1821 1829
Keighley	d	1704		1726	1737	1756	1804	1812	1818	1826 1834
Steeton & Silsden	d	1708		1730	1742	1800	1809	1817		1830
Cononley	d	17c17	17g21	1740	1752	1810	1817	1825	1829	1840 1845
Skipton	a									

		SO	SX			SO	SX			
Leeds	d			1826		1856		1919	1926	
Kirkstall Forge †	d									
Apperley Bridge	d									
Bradford	d	1811	1816		1841		1907 1908			1936
Forster Square	d	1814	1819		1844		1910 1911			1939
Frizinghall	d	1819	1824	1838	1849	1908	1915 1916	1932	1938	19b44
Shipley	d	1822	1827	1840	1852	1910	1918 1919			1940 19b47
Saltaire	d	1826	1831	1844	1856	1914	1922 1923	19c37	1944	19b51
Bingley	d	1828	1833	1847	1858	1917	1924 1925			1947 19b53
Crossflatts	d	1832	1838	1851	19c03	1921	1928 1930	1942	1951	1958
Keighley	d	1837	1842	1856	19c07	1926	1933 1934			1956 20b02
Steeton & Silsden	d	1841	1847	1900	19c12	1930	1937 1939			2000 2007
Cononley	d	1850	1855	19c11	19f21	1940	1945 1946	1957	2009	2015
Skipton	a									

			SX	SO	GR SX	GR SO	SX	SO	SX	SO
Leeds	d	1956		2022	2026	2039	2055	2055	2100	
Kirkstall Forge †	d									
Apperley Bridge	d	2005		2033	2035			2104	2109	
Bradford	d		2009					20z38	20z38	2109 2112
Forster Square	d		2012					20z41	20z41	2114 2115
Frizinghall	d	2010	2017	2038	2040			2109	2114	2119 2120
Shipley	d	2012	2020	2041	2042			2112	2117	2122 2123
Saltaire	d	2016	2024	2045	2046			2116	2121	2126 2127
Bingley	d	2019	2026	2047	2049			2118	2123	2128 2129
Crossflatts	d	2023	20c31	2052	2053	20s57	21s13	2123	2127	2133 2134
Keighley	d	2028	20c35	2056	2058			2127	2132	2137 2138
Steeton & Silsden	d	2032	20h42	2101	2102			2132	2136	2142 2142
Cononley	d	20b41	20c49	2107	2111	2115	2127	2140	2144	2149 2148
Skipton	a									

Notes: a Arrive. d Depart.

b 1 minute later on Saturdays. c 1 minute earlier on Saturdays.

e 2 minutes later on Saturdays. f 2 minutes earlier on Saturdays.

g 3 minutes later on Saturdays. h 3 minutes earlier on Saturdays

s Stops to set down only.

z Connecting time. Change at Shipley.

SO Saturdays only.

SX Saturdays excepted.

GR Operated by Virgin Trains East Coast. Through train to or from London.

† Station opens during the life of this timetable – look out for details.

Passengers are advised to allow a Passengers are advised to allow a minimum connecting time of 10 minutes between trains at Leeds station.

All trains in this timetable are operated by Northern, except where otherwise stated.

Airedale Line

Mondays to Saturdays

Towards Skipton

		SX	SO	SX	SO	SX	SO	SX	SO		
Leeds	d	2126	2126	2156			2204	2226	2226	2256	
Kirkstall Forge †	d									2303	
Apperley Bridge	d	2135	2135	2205			2213	2236	2236		
Bradford Forster Square	d	21z27	21z26	21z40	2202	2209		22z25	22z28	22z40	2309
Frizinghall	d	21z30	21z29	21z43	2205	2212		22z28	22z31	22z43	2312
Shipley	d	2140	2140	2210	2212	2217	2218	2241	2241	2310	2317
Saltaire	d	2143	2143	2213	2215	2219	2221	2244	2244	2313	2320
Bingley	d	2147	2147	2217	2219	2223	2225	2248	2248	2317	2324
Crossflatts	d	2149	2149	2219	2221	2225	2227	2250	2250	2319	2326
Keighley	d	2154	2154	2224	2225	2230	2232	2255	2255	2324	23c31
Steeeton & Silsden	d	2158	2158	2228	2230	2234	2236	2300	2259	2328	2335
Cononley	d	2203	2203	2233	2234	2238	2241	2305	2304	2333	23c40
Skipton	a	2211	2211	2241	2240	2245	2249	2312	2312	2341	23f47

Leeds	d	2319									
Kirkstall Forge †	d										
Apperley Bridge	d	2328									
Bradford Forster Square	d										
Frizinghall	d										
Shipley	d	2333									
Saltaire	d	2336									
Bingley	d	2340									
Crossflatts	d	2342									
Keighley	d	2347									
Steeeton & Silsden	d	2351									
Cononley	d	2356									
Skipton	a	0004									

Sundays

Leeds	d	0840	0900	1009	10z41	1100	1109	1120	1216	12z41	1316
Kirkstall Forge †	d										
Apperley Bridge	d										
Bradford Forster Square	d		09z01	10z03	1055			11z13	12z13	1255	13z13
Frizinghall	d		09z04	10z06	1058			11z16	12z16	1258	13z16
Shipley	d	0853	0915	1021	1103	1113	1121	1132	1228	1303	1328
Saltaire	d	0856	0918	1023	1106		1123		1230	1306	1330
Bingley	d	0900	0922	1027	1110	1117	1127	1137	1234	1310	1334
Crossflatts	d	0902	0924	1029	1112		1129		1236	1312	1336
Keighley	d	0907	0929	1034	1116	1123	1134	1142	1241	1316	1341
Steeeton & Silsden	d	0912	0934	1038	1120		1138		1245	1320	1345
Cononley	d	0917	0939	1042	1125		1142		1249	1325	1349
Skipton	a	0924	0946	1051	1134	1138	1151	1153	1258	1333	1358

Notes: a Arrive. d Depart.

c 1 minute earlier on Saturdays.

f 2 minutes earlier on Saturdays.

z Connecting time. Change at Shipley.

SO Saturdays only.

SX Saturdays excepted.

† Station opens during the life of this timetable – look out for details.

Passengers are advised to allow a Passengers are advised to allow a minimum connecting time of 10 minutes between trains at Leeds station.

All trains in this timetable are operated by Northern, except where otherwise stated.

Airedale Line

Sundays		Towards Skipton									
Leeds	d	1357	1416	14z41	1459	1516	1616	16z41	1716	1720	1741
Kirkstall Forge †	d										
Apperley Bridge	d										
Bradford Forster Square	d		14z13	1455		15z13	16z13	1655	17z13		
Frizinghall	d		14z16	1458		15z16	16z16	1658	17z16		
Shipley	d	1411	1428	1503	1512	1528	1628	1703	1728	1734	1753
Saltaire	d		1430	1506		1530	1630	1706	1730		
Bingley	d	1415	1434	1510	1517	1534	1634	1710	1734	1740	1757
Crossflatts	d		1436	1512		1536	1636	1712	1736		
Keighley	d	1421	1441	1516	1522	1541	1641	1716	1740	1747	1802
Steeton & Silsden	d		1445	1520		1545	1645	1720	1744		
Cononley	d		1449	1525		1549	1649	1725	1749		
Skipton	a	1433	1458	1533	1536	1558	1658	1733	1758	1802	1814

GR											
Leeds	d	1816	18z41	1916	2016	20z41	2101	2116	2220	22z41	2320
Kirkstall Forge †	d										
Apperley Bridge	d										
Bradford Forster Square	d	18z15	1855	19z13	20z13	2055		21z13	22z13	2255	23z13
Frizinghall	d	18z18	1858	19z16	20z16	2058		21z16	22z16	2258	23z16
Shipley	d	1828	1903	1928	2028	2103		2128	2232	2303	2332
Saltaire	d	1831	1906	1930	2030	2106		2130	2234	2306	2334
Bingley	d	1835	1910	1934	2034	2110		2134	2238	2310	2338
Crossflatts	d	1837	1912	1936	2036	2112		2136	2240	2312	2340
Keighley	d	1841	1916	1941	2041	2116	21s21	2141	2245	2316	2345
Steeton & Silsden	d	1845	1920	1945	2045	2120		2145	2249	2320	2349
Cononley	d	1850	1925	1949	2049	2125		2149	2253	2325	2353
Skipton	a	1858	1933	1958	2058	2133	2139	2158	2302	2333	0002

Notes: a Arrive. d Depart.

s Stops to set down only.

z Connecting time. Change at Shipley.

GR Operated by Virgin Trains East Coast. Through train to or from London.

† Station opens during the life of this timetable – look out for details.

Passengers are advised to allow a minimum connecting time of 10 minutes between trains at Leeds station.

All trains in this timetable are operated by Northern, except where otherwise stated.

Mondays to Fridays		Towards Carlisle Morecambe									
Leeds	d	0529	0818	0849	0947	1017	1049	1249	1316	1449	
Shipley	d	0542	0831	0902	1002	1033	1102	1302	1330	1502	
Bingley	d	0549	0836	0906	1006	1038	1106	1306	1335	1506	
Keighley	d	0556	0841	0912	1012	1043	1112	1312	1340	1512	
Skipton	d	0541	0615	0855	0926	1026	1100	1126	1326	1401	1526
Gargrave	a	0547	0901	0931		1105		1331	1406		
Hellifield	a	0556	0626	0909	0940	1114	1137	1339	1415	1537	
Long Preston	a	0559	0913	0943		1117		1342	1418		
Giggleswick	a	0606	0920			1124			1425		
Clapham	a	0615	0928			1132			1433		
Bentham	a	0621	0934			1139			1440		
Wennington	a	0626	0939			1144			1445		
Carnforth	a	0642	0956			1200			1501		
Lancaster	a	0652	1008			1211			1516		
Morecambe	a	07y36	1032			1243			1535		
Heysham Harbour	a					1301					
Settle	a	0635		0948	1043		1144	1348		1544	
Horton-in-Ribblesdale	a			0958			1154	1357		1553	
Ribblehead	a	0650		1006			1202	1404		1601	
Dent	a			1016			1212	1414		1611	
Garsdale	a	0705		1021			1217	1419		1616	
Kirkby Stephen	a	0718		1034	1122		1230	1432		1629	
Appleby	a	0733		1049	1137		1245	1447		1644	
Langwathby	a										
Lazonby & Kirkoswald	a										
Armathwaite	a										
Carlisle	a										
Bus connections are available between Appleby and Carlisle											
Leeds	d	1645	1806	1919							
Shipley	d	1658	1819	1932							
Bingley	d	1703	1824	1937							
Keighley	d	1709	1829	1942							
Skipton	d	1725	1846	2000							
Gargrave	a	1730	1851	2005							
Hellifield	a	1739	1859	2014							
Long Preston	a	1742	1902	2018							
Giggleswick	a	1749									
Clapham	a	1758									
Bentham	a	1804									
Wennington	a	1809									
Carnforth	a	1825									
Lancaster	a	1838									
Morecambe	a	1901									
Heysham Harbour	a										
Settle	a		1908	2023							
Horton-in-Ribblesdale	a		1917	2032							
Ribblehead	a		1924	2042							
Dent	a		1934								
Garsdale	a		1939								
Kirkby Stephen	a		1952								
Appleby	a		2007								
Langwathby	a										
Lazonby & Kirkoswald	a										
Armathwaite	a										
Carlisle	a										
Bus connections are available between Appleby and Carlisle											

Notes: appear at end.

Saturday		Towards Carlisle Morecambe									
Leeds	d	0554	0619	0819	0849	0947	1019	1049	1249	1350	1449
Shipley	d	0607	0632	0832	0902	1002	1032	1102	1302	1403	1502
Bingley	d	0614	0636	0837	0906	1006	1037	1106	1306	1408	1506
Keighley	d	0621	0642	0843	0912	1012	1042	1112	1312	1413	1512
Skipton	d	0638	0656	0900	0926	1026	1100	1126	1326	1433	1526
Gargrave	a	0643		0905	0931		1105		1331	1439	
Hellifield	a	0652	0707	0914	0940		1114	1137	1339	1448	1537
Long Preston	a	0655		0917	0943		1117		1342	1451	
Giggleswick	a	0702		0924			1124			1458	
Clapham	a	0711		0933			1133			1507	
Bentham	a	0717		0939			1139			1513	
Wennington	a	0722		0944			1144			1518	
Carnforth	a	0738		1000			1200			1534	
Lancaster	a	0750		1013			1211			1545	
Morecambe	a	08y38		1031			1236			1602	
Heysham Harbour	a						1254				
Settle	a		0715		0948	1043		1144	1348		1544
Horton-in-Ribblesdale	a		0724		0958			1154	1357		1553
Ribblehead	a		0731		1006			1202	1404		1601
Dent	a		0741		1016			1212	1414		1611
Garsdale	a		0746		1021			1217	1419		1616
Kirkby Stephen	a		0759		1034	1122		1230	1432		1629
Appleby	a		0814		1049	1137		1245	1447		1644
Langwathby	a										
Lazonby & Kirkoswald	a										
Armathwaite	a										
Carlisle	a										
Bus connections are available between Appleby and Carlisle											
Leeds	d	1646	1750	1919							
Shipley	d	1659	1803	1932							
Bingley	d	1705	1808	1936							
Keighley	d	1710	1813	1942							
Skipton	d	1724	1835	2000							
Gargrave	a	1730	1840	2005							
Hellifield	a	1739	1848	2014							
Long Preston	a	1742	1851	2018							
Giggleswick	a	1749									
Clapham	a	1757									
Bentham	a	1804									
Wennington	a	1809									
Carnforth	a	1826									
Lancaster	a	1838									
Morecambe	a	1858									
Heysham Harbour	a										
Settle	a		1857	2023							
Horton-in-Ribblesdale	a		1906	2032							
Ribblehead	a		1913	2042							
Dent	a		1923								
Garsdale	a		1928								
Kirkby Stephen	a		1941								
Appleby	a		1956								
Langwathby	a										
Lazonby & Kirkoswald	a										
Armathwaite	a										
Carlisle	a										
Bus connections are available between Appleby and Carlisle											

Notes: appear at end.

Sundays		Towards Carlisle Morecambe									
		Z ●					■				
Leeds	d	0840	0900		1100	1120	1357	1459	1720	1741	
Shipley	d	0853	0915		1113	1132	1411	1512	1734	1753	
Bingley	d	0900	0922		1117	1137	1415	1517	1740	1757	
Keighley	d	0907	0929		1123	1142	1421	1522	1747	1802	
Skipton	d	0926	0948		1140	1155	1435	1538	1803	1815	
Gargrave	a	0932	0954		1145		1440	1543	1809		
Hellifield	a	0940	1002	10d15	1153		1448	1552	1817	1827	
Long Preston	a	0943			1156		1451	1555	1821		
Giggleswick	a	0951			1203			1602	1827		
Clapham	a	1000			1212			1610	1836		
Bentham	a	1006			1218			1616	1842		
Wennington	a	1011			1223			1622	1847		
Carnforth	a	1028			1239			1638	1903		
Lancaster	a	1038			1251			1647	1912		
Morecambe	a	1055			1316			1714	1935		
Heysham Harbour	a										
Settle	a		1009	1033		1212	1457			1835	
Horton-in-Ribblesdale	a		1019	1043			1506			1843	
Ribblehead	a		1027	1051			1514			1851	
Dent	a		1037	1101			1524			1901	
Garsdale	a		1043	1107			1530			1906	
Kirkby Stephen	a		1056	1120		1251	1543			1918	
Appley	a		1111	1135		1306	1558			1934	
Langwathby	a										
Lazonby & Kirkoswald	a										
Armathwaite	a										
Carlisle	a										

Bus connections are available between Appley and Carlisle

Mondays to Fridays		Towards Leeds									
Carlisle	d										
Armathwaite	d										
Lazonby & Kirkoswald	d										
Langwathby	d										
Appley	d	0628		0935		1236		1447	1543		1701
Kirkby Stephen	d	0646		0948		1250		1500	1556		1714
Garsdale	d	0659		1002		1302		1513			1727
Dent	d			1007		1308		1518			1732
Ribblehead	d	0714		1017		1317		1531			1742
Horton-in-Ribblesdale	d	0720		1024		1324		1538			1748
Settle	d	0728		1032		1332		1547	1634		1757
Heysham Harbour	d						1317				
Morecambe	d		06y10		1034		1333				1619
Lancaster	d		0707		1049		1349				16h05
Carnforth	d		0718		1107		1359				1632
Wennington	d		0731		1120		1412				1646
Bentham	d		0737		1126		1418				1652
Clapham	d		0743		1133		1425				1659
Giggleswick	d		0752		1142		1434				1708
Long Preston	d	0734	0800		1150		1441	1552		1716	1803
Hellifield	d	0737	0803	1039	1153	1339	1444	1555		1720	1806
Gargrave	d	0745	0811		1201	1347	1453			1728	1814
Skipton	a	0753	0821	1054	1210	1356	1503	1610	1654	1737	1823
Keighley	a	0807	0836	1107	1221	1407	1520	1621	1707	1749	1837
Bingley	a	0812	0841	1113	12v37	1413	1525	1626	1713	18v07	1843
Shipley	a	0817	0846	1119	1233	1419	1530	1632	1719	1758	1848
Leeds	a	0837	0904	1136	1254	1437	1547	1653	1738	1815	1907

Notes: appear at end.

Mondays to Fridays

Towards Leeds

Carlisle	d					
Armathwaite	d					
Lazonby & Kirkoswald	d					
Langwathby	d					
Appleby	d	1856				
Kirkby Stephen	d	1909				
Garsdale	d	1922				
Dent	d	1927				
Ribblehead	d	1937	2100			
Horton-in-Ribblesdale	d	1943	2106			
Settle	d	1951	2114			
Heysham Harbour	d					
Morecambe	d	1908				
Lancaster	d	1924				
Carnforth	d	1934				
Wennington	d	1947				
Bentham	d	1953				
Clapham	d	2000				
Giggleswick	d	2009				
Long Preston	d	2017	2120			
Hellifield	d	1959	2020	2123		
Gargrave	d	2028	2131			
Skipton	a	2014	2038	2138		
Keighley	a	2025	2049	2202		
Bingley	a	2030	21v07	2208		
Shipley	a	2034	2057	2217		
Leeds	a	2050	2115	2234		

Saturday

Carlisle	d								
Armathwaite	d								
Lazonby & Kirkoswald	d								
Langwathby	d								
Appleby	d		0834	1006	1233	1504	1626		
Kirkby Stephen	d		0847	1019	1246	1517	1639		
Garsdale	d		0900	1033	1259	1530			
Dent	d		0905	1038	1304	1535			
Ribblehead	d	0714	0915	1047	1314	1545			
Horton-in-Ribblesdale	d	0720	0921	1054	1320	1551			
Settle	d	0728	0929	1102	1328	1559	1716		
Heysham Harbour	d					1315			
Morecambe	d	07y36		1034	1331			1616	
Lancaster	d	0823		1049	1348			1640	
Carnforth	d	0833		1107	1358			1650	
Wennington	d	0847		1120	1412			1704	
Bentham	d	0852		1126	1418			1709	
Clapham	d	0859		1133	1425			1716	
Giggleswick	d	0907		1142	1433			1725	
Long Preston	d	0734	0915		1150	1334	1443		1733
Hellifield	d	0737	0919	0937	1109	1153	1337	1446	1607
Gargrave	d	0745	0927		1201	1345	1455		1744
Skipton	a	0753	0936	0952	1124	1210	1355	1503	1622
Keighley	a	0807	0950	1007	1137	1221	1407	1519	1637
Bingley	a	0812	0956	1012	1143	12v37	1413	1524	1643
Shipley	a	0818	1002	1019	1149	1233	1419	1531	1649
Leeds	a	0837	1020	1035	1207	1250	1436	1548	1707
								1717	1836

Notes: appear at end.

Saturday

Towards Leeds

Carlisle	d				
Armathwaite	d				
Lazonby & Kirkoswald	d	Bus connections are available between Carlisle and Appleby			
Langwathby	d				
Appleby	d	1701	1849		
Kirkby Stephen	d	1714	1902		
Garsdale	d	1727	1915		
Dent	d	1732	1920		
Ribblehead	d	1742	1930		2100
Horton-in-Ribblesdale	d	1748	1936		2106
Settle	d	1757	1944		2114
Heysham Harbour	d				
Morecambe	d			1909	
Lancaster	d			1925	
Carnforth	d			1935	
Wennington	d			1948	
Bentham	d			1954	
Clapham	d			2001	
Giggleswick	d			2010	
Long Preston	d	1803		2017	2120
Hellifield	d	1806	1952	2020	2123
Gargrave	d	1814		2028	2131
Skipton	a	1823	2007	2037	2140
Keighley	a	1837	2018	2048	22v03
Bingley	a	1843	2023	2053	22v09
Shipley	a	1849	2027	2058	22v17
Leeds	a	1907	2045	2116	22v34

Sundays

Towards Leeds

				★		Z ●
Carlisle	d					
Armathwaite	d					
Lazonby & Kirkoswald	d	Bus connections are available between Carlisle and Appleby				
Langwathby	d					
Appleby	d	1007	1339	1557	1743	1840
Kirkby Stephen	d	1021	1355	1610	1757	1854
Garsdale	d	1034	1408		1810	1907
Dent	d	1040	1414		1816	1913
Ribblehead	d	1049	1423		1825	1922
Horton-in-Ribblesdale	d	1056	1430		1832	1929
Settle	d	1104	1438	1646	1841	1937
Heysham Harbour	d					
Morecambe	d	1222	1446		1736	1946
Lancaster	d	1248	14h29		1750	2002
Carnforth	d	1258	1500		1807	2012
Wennington	d	1312	1514		1822	2026
Bentham	d	1317	1520		1829	2032
Clapham	d	1324	1526		1837	2039
Giggleswick	d	1332	1535		1846	2047
Long Preston	d	1110	1340	1444	1543	1855
Hellifield	d	1113	1344	1447	1546	1849
Gargrave	d	1121	1352	1455	1554	1858
Skipton	a	1129	1401	1504	1603	1707
Keighley	a	1139	1415	1515	1616	1718
Bingley	a	1144	1420	1520	1621	1724
Shipley	a	1149	1425	1525	1626	1729
Leeds	a	1205	1444	1545	1646	1746
					1904	1915
					1915	1926
					1920	1931
					1924	1937
					1956	2154

Notes: appear at end.

Notes: a Arrive. d Depart.

y Connecting time. Change at Lancaster.

■ Through train from Sheffield.

t Connecting time. Change at Lancaster. Arrives 1159 from 26 June.

h Via Morecambe

v Connecting time. Change at Skipton.

* Through train to Nottingham.

● Through train to or from Blackpool North.

Z Until 11 September.

Listen on the Line

FREE Settle-Carlisle Railway Audio Guide. If you are an iPhone user, you can download a guide to the line before you travel. A fascinating commentary is synchronised with your location, describing the view from your train seat. The perfect way to enhance your journey on one of the world's greatest railway journeys.



Café express

Skipton Railway Station

Great range of fresh barista coffees, tea and hot chocolate.

Hot snacks cooked to order.

Newspapers and magazines.

Cold drinks, confectionery and healthy snacks.

Monday:

0630 - 1300

Tues - Fri:

0630 - 1600

Saturday:

0830 - 1400

On-Train Refreshments

Travelling on the Settle-Carlisle line? You can enjoy an at-seat service of fresh filter coffee and delicious, locally produced bakes.

(Available between Settle and Carlisle on selected services).

Calder Valley Line

Mondays to Fridays				Towards Leeds					
			Y	●	■	Y	●		
Manchester Victoria	d	0547		0550	0612		0636	0656	
Moston	d								
Mills Hill	d			0600			0645	0706	
Castleton	d			0607				0711	
Rochdale	d	0602		0611	0626		0653	0715	
Smithy Bridge	d			0615	0630		0657	0719	
Littleborough	d			0619	0633		0700	0723	
Walsden	d				0639		0706		
Blackpool North	d		0511					0611	
Preston	d		0537					0637	
Blackburn	d		0555		0615			0655	
Accrington	d		0603		0623			0703	
Rose Grove	d				0630				
Burnley Manchester Rd	d		0612		0634			0712	
Todmorden	d	0612		06a26	0643	06a50	0710	07a30	
Hebden Bridge	d	0549	0619	0634	0650		0717	0734	
Mytholmroyd	d	0552	0622		0653		0720		
Sowerby Bridge	d	0558	0628	0641	0659		0726	0741	
Huddersfield	d						0659		
Brighouse	d						0709		
Halifax	d	0605	0637	0649	0707		0720	0734	
Low Moor ¹	d	0613					0727		
Bradford Interchange	a	0620	0650	0702	0720		0735	0747	
Bradford Interchange	d	0623	0652	0704	0723		0738	0750	
New Pudsey	d	0631	0701	0713	0731		0746	0758	
Bramley	d	0635	0705		0735		0750	0802	
Leeds	a	0647	0714	0722	0746		0758	0811	
			▲	■	▲	Y	●	■	
Manchester Victoria	d	0712			0726	0748		0756	0816
Moston	d				0733				
Mills Hill	d				0738			0806	
Castleton	d				0743			0811	
Rochdale	d	0726			0747	0802		0815	0830
Smithy Bridge	d	0730			0751			0819	
Littleborough	d	0733			0755			0823	
Walsden	d	0739			0801				
Blackpool North	d						0711		
Preston	d						0737		
Blackburn	d		0719				0755		0820
Accrington	d		0727				0803		0828
Rose Grove	d		0734						0835
Burnley Manchester Rd	d		0738				0812		0839
Todmorden	d	0743	07a54		0804	0813		08a30	08a11
Hebden Bridge	d	0739	0750		0811	0820	0834		0848
Mytholmroyd	d	0742	0753		0814				0851
Sowerby Bridge	d	0748	0759		0820		0841		0857
Huddersfield	d			0750					
Brighouse	d	0756		0804	0829				
Halifax	d	0807		0816		0833	0849		0906
Low Moor ¹	d			0823					
Bradford Interchange	a	0820		0831	0846	0902		0919	
Bradford Interchange	d	0823		0834	0849	0904		0921	
New Pudsey	d	0831		0843	0857	0913		0930	
Bramley	d	0835		0847	0901			0934	
Leeds	a	0834	0844	0856	0904	0910	0922		0943

Notes: appear at end.

Calder Valley Line

Mondays to Fridays				Towards Leeds			
		▲	Y	●	■	▲	
Manchester Victoria	d	0826	0848	0855	0916	0926	0948
Moston	d	0833				0934	
Mills Hill	d	0838		0905		0938	
Castleton	d	0843		0910		0944	
Rochdale	d	0847	0902	0914	0930	0948	1002
Smithy Bridge	d	0851		0918		0952	
Littleborough	d	0855		0922		0955	
Walsden	d	0901				1001	
Blackpool North	d		0811				
Preston	d		0838				
Blackburn	d		0855		0919		
Accrington	d		0903		0928		
Rose Grove	d				0935		
Burnley Manchester Rd	d		0912		0939		
Todmorden	d	0904	0915	09a29	0941	09a55	1005 1013
Hebden Bridge	d	0911	0922	0934	0948		1011 1020
Mytholmroyd	d	0914			0951		1015
Sowerby Bridge	d	0920			0957		1020
Huddersfield	d	0850				0950	
Brighouse	d	0904	0929			1004	1029
Halifax	d	0916	0935	0949	1006	1016	1033
Low Moor†	d	0923				1023	
Bradford Interchange	a	0932	0948	1002	1019	1032	1046
Bradford Interchange	d	0934	0951	1004	1023	1035	1049
New Pudsey	d	0943	0959	1013	1032	1043	1057
Bramley	d	0947	1003		1036	1047	1101
Leeds	a	0956	1003	1012	1023	1044	1056 1103 1110
		Y	●	■	▲	Y	●
Manchester Victoria	d	0956	1016		1026	1048	1056 1116
Moston	d				1033		
Mills Hill	d	1006			1038		1106
Castleton	d	1011			1043		1111
Rochdale	d	1015	1030		1047	1102	1115 1131
Smithy Bridge	d	1019			1051		1119
Littleborough	d	1023			1055		1123
Walsden	d				1101		
Blackpool North	d	0911				1011	
Preston	d	0937				1037	
Blackburn	d	0955		1020		1055	
Accrington	d	1003		1028		1103	
Rose Grove	d			1035			
Burnley Manchester Rd	d	1012		1039		1112	
Todmorden	d	10a30	1041	10a55	1104	1113	11a30 1142
Hebden Bridge	d	1034	1048		1111	1120	1134 1149
Mytholmroyd	d		1051		1114		1152
Sowerby Bridge	d		1057		1120		1158
Huddersfield	d			1050			
Brighouse	d			1104	1129		
Halifax	d	1048	1106	1116	1133	1148	1206
Low Moor†	d			1123			
Bradford Interchange	a	1101	1119	1132	1146	1201	1219
Bradford Interchange	d	1104	1121	1134	1149	1204	1222
New Pudsey	d	1112	1130	1143	1157	1212	1230
Bramley	d		1134	1147	1201		1234
Leeds	a	1122	1143	1156	1203	1210	1222 1243

Notes: appear at end.

Calder Valley Line

Mondays to Fridays				Towards Leeds			
	■	▲	Y	●	■	GC	
Manchester Victoria	d	1126	1148		1156	1216	
Moston	d	1133					
Mills Hill	d	1138			1207		
Castleton	d	1143			1212		
Rochdale	d	1147	1202		1216	1230	
Smithy Bridge	d	1151			1220		
Littleborough	d	1155			1224		
Walsden	d	1201					
Blackpool North	d			1111			
Preston	d	1137					
Blackburn	d	1120		1155		1220	
Accrington	d	1128		1203		1228	
Rose Grove	d	1135				1235	
Burnley Manchester Rd	d	1139		1212		1239	
Todmorden	d	11b56	1204	1213	12a31	1241	12a55
Hebden Bridge	d		1211	1220	1234	1248	
Mytholmroyd	d		1214			1252	
Sowerby Bridge	d		1220			1258	
Huddersfield	d	1150				1250	
Brighouse	d	1204	1229			1304	1325
Halifax	d	1216		1233	1248	1306	
Low Moor ^r	d	1223				1323	1347
Bradford Interchange	a	1232		1246	1301	1319	
Bradford Interchange	d	1234		1249	1304	1322	
New Pudsey	d	1243		1257	1312	1330	
Bramley	d	1247		1301		1334	
Leeds	a	1256		1303	1310	1322	
		▲	Y	●	■	▲	Y
Manchester Victoria	d	1226	1248	1256	1316	1326	1348
Moston	d	1233				1333	
Mills Hill	d	1238		1306		1338	
Castleton	d	1243		1311		1343	
Rochdale	d	1247	1302	1315	1330	1347	1402
Smithy Bridge	d	1251		1319		1351	
Littleborough	d	1255		1323		1355	
Walsden	d	1301				1401	
Blackpool North	d		1211				1311
Preston	d	1238				1337	
Blackburn	d	1255			1320	1355	
Accrington	d	1303			1328	1403	
Rose Grove	d				1335		
Burnley Manchester Rd	d		1312		1339		1412
Todmorden	d	1304	1313	13a30	1341	13b56	1404
Hebden Bridge	d	1311	1320	1334	1348		1411
Mytholmroyd	d	1314			1351		1414
Sowerby Bridge	d	1320			1357		1420
Huddersfield	d					1351	
Brighouse	d	1329				1404	1429
Halifax	d	1333	1348	1406		1416	1433
Low Moor ^r	d					1423	
Bradford Interchange	a	1346	1401	1419		1432	1446
Bradford Interchange	d	1349	1404	1421		1435	1449
New Pudsey	d	1357	1412	1430		1443	1457
Bramley	d	1401		1434		1447	1501
Leeds	a	1403	1410	1422	1443	1456	1504
		1510	1524				

Notes: appear at end.

Calder Valley Line

Mondays to Fridays				Towards Leeds			
		●	■	▲	Y	●	■
Manchester Victoria	d	1356	1416	1426	1448	1456	1516
Moston	d			1433			
Mills Hill	d	1406		1438		1508	
Castleton	d	1411		1443		1514	
Rochdale	d	1415	1430	1447	1502	1518	1530
Smithy Bridge	d	1419		1451		1522	
Littleborough	d	1423		1455		1525	
Walsden	d			1501			
Blackpool North	d					1411	
Preston	d					1437	
Blackburn	d		1420			1455	1520
Accrington	d		1428			1503	1528
Rose Grove	d		1435				1535
Burnley Manchester Rd	d		1439			1512	1539
Todmorden	d	14a30	1441	14b56	1504	1513	15a32 1541 15a55
Hebden Bridge	d		1448		1511	1520	1534 1548
Mytholmroyd	d		1451		1514		1551
Sowerby Bridge	d		1457		1520		1557
Huddersfield	d			1450			
Brighouse	d			1504	1529		
Halifax	d		1506	1516		1533 1548	1606
Low Moor ¹	d			1523			
Bradford Interchange	a		1519	1532	1546	1601	1619
Bradford Interchange	d		1521	1534	1549	1604	1621
New Pudsey	d		1530	1543	1557	1612	1630
Bramley	d		1534	1547	1601		1634
Leeds	a		1543	1558	1603	1611 1622	1643

		▲	S	Y	●	■	GC	▲
Manchester Victoria	d	1526	1548		1556	1616		1626
Moston	d	1533						1633
Mills Hill	d	1538			1606			1638
Castleton	d	1543			1611			1643
Rochdale	d	1547	1602		1615	1631		1647
Smithy Bridge	d	1551			1619			1651
Littleborough	d	1555			1623			1655
Walsden	d	1601						1701
Blackpool North	d			1511				
Preston	d			1537				
Blackburn	d			1555		1620		
Accrington	d			1603		1628		
Rose Grove	d					1635		
Burnley Manchester Rd	d			1612		1639		
Todmorden	d	1604	1613		16a30	1642	16b56	1704
Hebden Bridge	d	1611	1620	1634		1649		1711
Mytholmroyd	d	1614				1653		1714
Sowerby Bridge	d	1620				1659		1720
Huddersfield	d	1550					1650	
Brighouse	d	1604	1629				1705 1725	1729
Halifax	d	1616	1633	1648		1707	1717 1739	
Low Moor ¹	d	1623					1724 1747	
Bradford Interchange	a	1631	1646	1701		1720	1732 1754	
Bradford Interchange	d	1634	1649	1704		1723	1735	
New Pudsey	d	1643	1657	1712		1731	1743	
Bramley	d	1647	1701			1735	1747	
Leeds	a	1656	1703	1710	1724	1745	1756	1803

Notes: appear at end.

Calder Valley Line

Mondays to Fridays				Towards Leeds				
			Y	●	■	▲	GC	Y
Manchester Victoria	d	1648		1654	1708		1726	1745
Moston	d			1701			1733	
Mills Hill	d			1706	1717		1738	1754
Castleton	d			1711	1723		1743	1759
Rochdale	d	1702		1715	1727		1747	1803
Smithy Bridge	d			1719	1732		1751	
Littleborough	d			1723	1735		1755	1809
Walsden	d			1729			1801	
Blackpool North	d		1611					1656
Preston	d		1638					1725
Blackburn	d		1655		1720			1753
Accrington	d		1703		1728			1801
Rose Grove	d						1735	
Burnley Manchester Rd	d		1712		1739			1812
Todmorden	d	1713		17a32	1743	17a55	1804	1816
Hebden Bridge	d	1720	1734		1750		1811	1822
Mytholmroyd	d				1753		1814	
Sowerby Bridge	d				1759		1820	
Huddersfield	d					1750		
Brighouse	d					1806	1829	1829
Halifax	d	1733	1748		1807	1817	1835	1841
Low Moor ^r	d					1824		1848
Bradford Interchange	a	1747	1801		1820	1832	1849	1855
Bradford Interchange	d	1749	1804		1824	1835	1852	1904
New Pudsey	d	1758	1812		1832	1843	1900	1912
Bramley	d	1802			1836	1847	1904	
Leeds	a	1810	1822		1844	1856	1903	1914
				●	■	▲	●	■
Manchester Victoria	d	1754	1810			1826	1848	1856
Moston	d	1801				1833		
Mills Hill	d	1806	1819			1838		1906
Castleton	d	1811				1843		1911
Rochdale	d	1815	1827			1847	1902	1915
Smithy Bridge	d	1819	1831			1851		1919
Littleborough	d	1823	1834			1855		1923
Walsden	d	1829				1901		
Blackpool North	d						1811	
Preston	d						1837	
Blackburn	d			1820			1856	1920
Accrington	d			1828			1904	1928
Rose Grove	d			1835				1935
Burnley Manchester Rd	d			1839			1913	1939
Todmorden	d	18a32	18c42	18a55		1904	1913	19a30
Hebden Bridge	d		18c49			1911	1920	1935
Mytholmroyd	d		1852			1914		1949
Sowerby Bridge	d		1858			1920		1958
Huddersfield	d				1850			
Brighouse	d				1905	1929		
Halifax	d		1906		1918	1934	1949	2007
Low Moor ^r	d				1926			
Bradford Interchange	a		1919		1934	1947	2002	2020
Bradford Interchange	d		1922		1936	1949	2004	2022
New Pudsey	d		1930		1945	1958	2013	2031
Bramley	d		1934		1949	2002		2035
Leeds	a		1943		1958	2003	2011	2026
								2044

Notes: appear at end.

Calder Valley Line

Mondays to Fridays				Towards Leeds			
		▲	Y	●	■	Y	●
Manchester Victoria	d	1926		1956		2026	2101
Moston	d	1933				2033	
Mills Hill	d	1938		2006		2038	2111
Castleton	d	1943		2011		2043	2116
Rochdale	d	1947		2015		2047	2120
Smithy Bridge	d	1951		2019		2051	2124
Littleborough	d	1955		2023		2055	2128
Walsden	d	2001				2101	
Blackpool North	d		1912				2031
Preston	d		1937				2056
Blackburn	d		1955		2020		2124
Accrington	d		2003		2028		2132
Rose Grove	d				2035		
Burnley Manchester Rd	d		2012		2039		2141
Todmorden	d	2004		20a30	20a55	2104	21a35
Hebden Bridge	d	2011	2034			2111	2203
Mytholmroyd	d	2014				2114	
Sowerby Bridge	d	2020	2041			2120	2210
Huddersfield	d				2040		2130
Brighouse	d	2029			2050		2140
Halifax	d		2026 2049		2103 2129	2151	2218
Low Moor ^r	d		2033		2110		2158
Bradford Interchange	a		2041 2102		2119 2142	2206	2231
Bradford Interchange	d		2044 2104		2122 2144	2209	2233
New Pudsey	d		2052 2113		2131 2153	2217	2242
Bramley	d		2056		2135 2157	2221	
Leeds	a	2103	2104 2126		2145 2206	2231	2252

		GC	■	■	●
Manchester Victoria	d	2126		2226	2250 2321
Moston	d	2133		22f33	2328
Mills Hill	d	2138		2238	2300 2333
Castleton	d	2143		22f43	2305 2338
Rochdale	d	2147		22f47	2309 2342
Smithy Bridge	d	2151		22f51	2313 2346
Littleborough	d	2155		2255	2317 2350
Walsden	d	2201		2301	2356
Blackpool North	d				
Preston	d				
Blackburn	d		2136	2236	
Accrington	d		2144	2244	
Rose Grove	d		2151	2251	
Burnley Manchester Rd	d		2155	2255	
Todmorden	d	2204	22a11	23f04	23a11 23a24 2359
Hebden Bridge	d	2211		23f11	0006
Mytholmroyd	d	2215		2315	0009
Sowerby Bridge	d	2221		2321	0015
Huddersfield	d		2224		
Brighouse	d	2210		2234	
Halifax	d	2224 2230		2247 2329	00f23
Low Moor ^r	d	2231		2254	
Bradford Interchange	a	2238	2244	2302 2342	0037
Bradford Interchange	d		2247	2305 2345	0039
New Pudsey	d		2255	2313 2353	
Bramley	d		2259	2317 2357	
Leeds	a	2309		23e26 0006	0057

Notes: appear at end.

Calder Valley Line

		Saturday										Towards Leeds	
		Y					Y ● ▲						
Manchester	Victoria	d	0548		0608		0636		0656		0712		
	Moston	d											
	Mills Hill	d			0617		0645		0706				
	Castleton	d			0623				0711				
Rochdale		d	0602		0627		0653		0715		0726		
	Smithy Bridge	d			0631		0657		0719		0730		
	Littleborough	d			0635		0700		0723		0734		
	Walsden	d			0641		0706				0740		
	Blackpool North	d			0511				0611				
	Preston	d			0537				0637				
	Blackburn	d			0555				0655				
	Accrington	d			0603				0703				
	Rose Grove	d											
	Burnley Manchester Rd	d			0612				0712				
Todmorden		d	0612		0644		0710		07a30		0743		
	Hebden Bridge	d	0555	0619	0634	0651	0717	0734		0739	0750		
	Mytholmroyd	d	0558	0622	0654	0720				0742	0753		
	Sowerby Bridge	d	0604	0628	0641	0700	0726	0741		0748	0759		
Huddersfield		d					0700						
	Brighouse	d					0710			0756			
Halifax		d	0611	0637	0648	0709	0720	0734	0748				0808
	Low Moor [†]	d					0728						
	Bradford Interchange	a	0624	0650	0701	0722	0736	0747	0801		0821		
	Bradford Interchange	d	0627	0652	0705	0724	0738	0750	0804		0823		
	New Pudsey	d	0635	0701	0713	0733	0747	0758	0812		0832		
	Bramley	d	0639	0705	0737	0751	0802				0836		
Leeds		a	0648	0714	0722	0746	0800	0811	0822		0834		0845
			■	▲		Y	●	■	▲				
Manchester	Victoria	d			0726	0748		0756	0816				0826
	Moston	d			0733								0833
	Mills Hill	d			0738			0806					0838
	Castleton	d			0743			0811					0843
Rochdale		d			0747	0802		0815	0830				0847
	Smithy Bridge	d			0751			0819					0851
	Littleborough	d			0755			0823					0855
	Walsden	d			0801								0901
	Blackpool North	d					0711						
	Preston	d					0738						
	Blackburn	d	0719				0755		0820				
	Accrington	d	0727				0803		0828				
	Rose Grove	d	0734						0835				
	Burnley Manchester Rd	d	0738				0812		0839				
Todmorden		d	07a54		0804	0813		08a30	0841	08a55			0904
	Hebden Bridge	d			0811	0820	0834		0848				0911
	Mytholmroyd	d			0814				0851				0914
	Sowerby Bridge	d			0820		0841		0857				0920
Huddersfield		d	0750										0850
	Brighouse	d	0804	0829									0904
Halifax		d	0818		0833	0848		0906					0918
	Low Moor [†]	d	0826										0926
	Bradford Interchange	a	0834		0846	0901		0919					0934
	Bradford Interchange	d	0836		0849	0904		0921					0936
	New Pudsey	d	0845		0857	0912		0930					0945
	Bramley	d	0849		0901			0934					0949
Leeds		a	0858	0904	0910	0923		0944			0958		1003

Notes: appear at end.

Calder Valley Line

		Saturday										Towards Leeds	
			Y	●	■	▲		Y	●				
Manchester	Victoria	d	0848		0853	0916		0926	0947		0956		
	Moston	d						0933					
	Mills Hill	d			0903			0938			1006		
	Castleton	d			0909			0943			1011		
Rochdale		d	0902		0913	0930		0947	1001		1015		
	Smithy Bridge	d			0917			0951			1019		
	Littleborough	d			0920			0955			1023		
	Walsden	d						1001					
Blackpool	North	d		0811							0911		
Preston		d		0836							0937		
Blackburn		d		0855		0919					0955		
	Accrington	d		0903		0928					1003		
	Rose Grove	d				0935							
	Burnley Manchester Rd	d		0912		0939					1012		
Todmorden		d	0913		09a27	0941	09a55	1004	1012		10a30		
	Hebden Bridge	d	0920	0934		0948		1011	1019	1034			
	Mytholmroyd	d				0951		1014					
	Sowerby Bridge	d				0957		1020					
Huddersfield		d						0950					
	Brighouse	d						1004	1029				
Halifax		d	0933	0947		1006		1018		1033	1047		
	Low Moor ¹	d						1026					
Bradford	Interchange	a	0946	1000		1019		1035		1046	1100		
Bradford	Interchange	d	0949	1002		1023		1037		1049	1103		
	New Pudsey	d	0957	1011		1032		1046		1057	1111		
	Bramley	d	1001			1036		1050		1101			
Leeds		a	1012	1021		1044		1059	1103	1111	1122		
					■	▲		Y	●		■		
Manchester	Victoria	d	1016			1026	1048		1056	1116			
	Moston	d				1033							
	Mills Hill	d				1038			1106				
	Castleton	d				1043			1111				
Rochdale		d	1030			1047	1102		1115	1131			
	Smithy Bridge	d				1051			1119				
	Littleborough	d				1055			1123				
	Walsden	d				1101							
Blackpool	North	d						1011					
Preston		d						1037					
Blackburn		d		1020				1055			1120		
	Accrington	d		1028				1103			1128		
	Rose Grove	d		1035							1135		
	Burnley Manchester Rd	d		1039				1112			1139		
Todmorden		d	1041	10h56		1104	1113		11a30	1142	11h56		
	Hebden Bridge	d	1048			1111	1120	1134		1149			
	Mytholmroyd	d	1051			1114				1152			
	Sowerby Bridge	d	1057			1120				1158			
Huddersfield		d			1050						1149		
	Brighouse	d			1104	1129					1204		
Halifax		d	1106		1118		1133	1147		1206	1218		
	Low Moor ¹	a			1126						1226		
Bradford	Interchange	d	1119		1134		1146	1200		1219	1234		
Bradford	Interchange	d	1121		1136		1149	1202		1222	1236		
	New Pudsey	d	1130		1145		1157	1211		1230	1245		
	Bramley	d	1134		1149		1201			1234	1249		
Leeds		a	1144		1158	1203	1211	1221		1244	1258		

Notes: appear at end.

Calder Valley Line

		Saturday						Towards Leeds	
		▲	Y	●	■	GC	▲		
Manchester	Victoria	d	1126	1148	1156	1216		1226	1248
	Moston	d	1133					1233	
	Mills Hill	d	1138		12j06			1238	
	Castleton	d	1143		12j11			1243	
Rochdale		d	1147	1202	12j15	1230		1247	1302
	Smithy Bridge	d	1151		12j19			1251	
	Littleborough	d	1155		1223			1255	
	Walsden	d	1201					1301	
Blackpool	North	d		1111					
Preston		d		1137					
Blackburn		d		1155		1220			
	Accrington	d		1203		1228			
	Rose Grove	d				1235			
Burnley	Manchester Rd	d		1212		1239			
Todmorden		d	1204	1213	12a30	1241	12h56	1304	1313
	Hebden Bridge	d	1211	1220	1234	1248		1311	1320
	Mytholmroyd	d	1214			1252		1314	
	Sowerby Bridge	d	1220			1258		1320	
Huddersfield		d						1250	
	Brighouse	d	1229				1309	1303	1329
Halifax		d		1233	1247	1306	1322	1314	1333
	Low Moor ^r	d					1329	1322	
Bradford	Interchange	a		1246	1300	1319	1337	1330	1346
Bradford	Interchange	d		1249	1303	1322		1332	1349
	New Pudsey	d		1257	1311	1330		1341	1357
	Bramley	d		1301		1334		1345	1401
Leeds		a	1303	1311	1322	1344		1356	1403
			Y	●	■	▲	Y	●	
Manchester	Victoria	d		1256	1316		1326	1348	1356
	Moston	d					1333		
	Mills Hill	d		1306			1338		1406
	Castleton	d		1311			1343		1411
Rochdale		d		1315	1330		1347	1402	1415
	Smithy Bridge	d		1319			1351		1419
	Littleborough	d		1323			1355		1423
	Walsden	d					1401		
Blackpool	North	d	1211					1311	
Preston		d	1238					1337	
Blackburn		d	1255		1320			1355	
	Accrington	d	1303		1328			1403	
	Rose Grove	d			1335				
Burnley	Manchester Rd	d	1312		1339			1412	
Todmorden		d		13a30	1341	13h56	1404	1413	14a30
	Hebden Bridge	d	1334		1348		1411	1420	1434
	Mytholmroyd	d			1351		1414		1451
	Sowerby Bridge	d			1357		1420		1457
Huddersfield		d				1351			
	Brighouse	d				1404	1429		
Halifax		d	1347	1406		1418	1433	1447	1506
	Low Moor ^r	d				1426			
Bradford	Interchange	a	1400	1419		1434	1446	1500	1519
Bradford	Interchange	d	1403	1421		1436	1449	1503	1523
	New Pudsey	d	1411	1430		1445	1457	1511	1532
	Bramley	d		1434		1449	1501		1536
Leeds		a	1422	1444		1458	1503	1511	1522
									1544

Notes: appear at end.

Calder Valley Line

Saturday		Towards Leeds							
		■	▲	Y	●	■	▲		
Manchester Victoria	d		1426	1448		1456	1516		1526
Moston	d		1433						1533
Mills Hill	d		1438			1506			1538
Castleton	d		1443			1511			1543
Rochdale	d		1447	1502		1515	1530		1547
Smithy Bridge	d		1451			1519			1551
Littleborough	d		1455			1523			1555
Walsden	d		1501						1601
Blackpool North	d				1411				
Preston	d				1437				
Blackburn	d	1420			1455		1520		
Accrington	d	1428			1503		1528		
Rose Grove	d	1435					1535		
Burnley Manchester Rd	d	1439			1512		1539		
Todmorden	d	14h56	1504	1513		15a30	1541	15a55	1604
Hebden Bridge	d		1511	1520	1534		1548		1611
Mytholmroyd	d		1514				1551		1614
Sowerby Bridge	d		1520				1557		1620
Huddersfield	d	1450						1550	
Brighouse	d	1504	1529					1604	1629
Halifax	d	1518		1533	1547		1606		1618
Low Moor ^r	d	1526							1626
Bradford Interchange	a	1535		1546	1600		1619		1634
Bradford Interchange	d	1537		1549	1602		1621		1636
New Pudsey	d	1546		1557	1611		1630		1645
Bramley	d	1550		1601			1634		1649
Leeds	a	1559	1603	1611	1623		1644	1658	1703
		Y	●	■	▲	Y	●		
Manchester Victoria	d	1548	1556	1616		1626	1648		1654
Moston	d					1633			1701
Mills Hill	d		1606			1638			1706
Castleton	d		1611			1643			1711
Rochdale	d	1602	1615	1631		1647	1702		1715
Smithy Bridge	d		1619			1651			1719
Littleborough	d		1623			1655			1723
Walsden	d					1701			1729
Blackpool North	d	1511						1611	
Preston	d	1537						1638	
Blackburn	d	1555		1620				1655	
Accrington	d	1603		16k27				1703	
Rose Grove	d			16k34					
Burnley Manchester Rd	d	1612		16k38				1712	
Todmorden	d	1613	16a30	1642	16h57	1704	1713		17a32
Hebden Bridge	d	1620	1634	1649		1711	1720	1734	
Mytholmroyd	d			1653		1714			
Sowerby Bridge	d			1659		1720			
Huddersfield	d				1650				
Brighouse	d				1705	1729			
Halifax	d	1633	1647	1707	1718		1733	1747	
Low Moor ^r	d				1726				
Bradford Interchange	a	1646	1700	1720	1734		1747	1800	
Bradford Interchange	d	1649	1703	1723	1736		1749	1803	
New Pudsey	d	1657	1711	1731	1745		1758	1811	
Bramley	d	1701		1735	1749		1802		
Leeds	a	1710	1722	1744	1758	1803	1811	1822	

Notes: appear at end.

Calder Valley Line

Saturday			Towards Leeds						
			■	GC	▲	Y	●	■	
Manchester Victoria	d	1708			1725	1746		1754	1811
Moston	d				1732			1801	
Mills Hill	d	1717			1737	1755		1805	1820
Castleton	d	1723			1742	1801		1811	
Rochdale	d	1727			1747	1805		1815	1828
Smithy Bridge	d	1732			1751			1819	1832
Littleborough	d	1735			1755	1810		1822	1835
Walsden	d				1801			1828	
Blackpool North	d						1659		
Preston	d						1725		
Blackburn	d	1720					1754		1820
Accrington	d	1728					1802		1828
Rose Grove	d	1735							1835
Burnley Manchester Rd	d	1739					1812		1839
Todmorden	d	1743	17h56		1804	1818		18a31	1843
Hebden Bridge	d	1750			1811	1825	1834		1850
Mytholmroyd	d	1753			1814				1853
Sowerby Bridge	d	1759			1820				1859
Huddersfield	d			1750					
Brighouse	d		1810	1804	1829				
Halifax	d	1807	1823	1815		1838	1847		1907
Low Moor†	d		1830	1823					
Bradford Interchange	a	1820	1838	1833		1851	1900		1920
Bradford Interchange	d	1824		1839		1854	1903		1923
New Pudsey	d	1832		1847		1902	1911		1931
Bramley	d	1836		1851		1906			1935
Leeds	a	1844		1859	1903	1915	1922		1944

			GC	▲		●	Y	■	▲
Manchester Victoria	d		1826	1848		1856	1916		1926
Moston	d		1833						1933
Mills Hill	d		1838			1906			1938
Castleton	d		1843			1911			1943
Rochdale	d		1847	1902		1915	1931		1947
Smithy Bridge	d		1851			1919			1951
Littleborough	d		1855			1923			1955
Walsden	d		1901						2001
Blackpool North	d				1811				
Preston	d				1837				
Blackburn	d				1857			1920	
Accrington	d				1905			1928	
Rose Grove	d							1935	
Burnley Manchester Rd	d				1914			1939	
Todmorden	d		1904	1913		19a30	1942	19a55	2004
Hebden Bridge	d		1911	1920	1936		1949		2011
Mytholmroyd	d		1914				1952		2014
Sowerby Bridge	d		1920				1958		2020
Huddersfield	d	1850							
Brighouse	d	1905	1911	1929					2029
Halifax	d	1916	1924		1934	1949		2007	2026
Low Moor†	d	1924	1931						2033
Bradford Interchange	a	1932	1938		1947	2002		2020	2041
Bradford Interchange	d	1936			1949	2005		2022	2044
New Pudsey	d	1945			1958	2013		2031	2052
Bramley	d	1949			2002			2035	2056
Leeds	a	1958	2003	2011	2024		2044		2103
									2106

Notes: appear at end.

Calder Valley Line

		Saturday				Towards Leeds				
		Y	●	■		GC	Y	●		
Manchester	Victoria	d	1956		2026			2101	2126	
	Moston	d			2033				2133	
	Mills Hill	d	2006		2038			2111	2138	
	Castleton	d	2011		2043			2116	2143	
Rochdale		d	2015		2047			2120	2147	
	Smithy Bridge	d	2019		2051			2124	2151	
	Littleborough	d	2023		2055			2128	2155	
	Walsden	d			2101				2201	
Blackpool	North	d	1911					2029		
Preston		d	1937					2056		
Blackburn		d	1955	2020				2124		
	Accrington	d	2003	2028				2132		
	Rose Grove	d		2035						
Burnley	Manchester Rd	d	2012	2039				2141		
Todmorden		d	20a30	20a55	2104			21a35	2204	
	Hebden Bridge	d	2034		2111			2203	2211	
	Mytholmroyd	d			2114				2214	
	Sowerby Bridge	d	2041		2120			2210	2220	
Huddersfield		d		2040	2130					
	Brighouse	d		2050	2140	2152				
Halifax		d	2049	2103	2129	2151	2204	2218	2229	
	Low Moor†	d		2111	2158	2212				
Bradford	Interchange	a	2102	2119	2142	2206	2219	2231	2242	
Bradford	Interchange	d	2104	2122	2144	2209		2234	2244	
	New Pudsey	d	2113	2131	2153	2217		2242	2253	
	Bramley	d		2135	2157	2221			2257	
Leeds		a	2124	2144	2206	2230		2253	2306	
			■	●		●				
Manchester	Victoria	d		2201	2254	2301				
	Moston	d								
	Mills Hill	d		2211		2311				
	Castleton	d		2216		2316				
Rochdale		d		2220	2308	2320				
	Smithy Bridge	d		2224	2312	2324				
	Littleborough	d		2228	2315	2328				
	Walsden	d			2321					
Blackpool	North	d								
Preston		d								
Blackburn		d	2136		2236					
	Accrington	d	2144		2244					
	Rose Grove	d	2151		2251					
Burnley	Manchester Rd	d	2155		2255					
Todmorden		d	22a11	22a35	23a11	2325	23a35			
	Hebden Bridge	d				2331				
	Mytholmroyd	d				2335				
	Sowerby Bridge	d				2340				
Huddersfield		d		2232						
	Brighouse	d		2242						
Halifax		d		2253	2349					
	Low Moor†	d		2300						
Bradford	Interchange	a		2308	0002					
Bradford	Interchange	d		2311	0004					
	New Pudsey	d		2319	0013					
	Bramley	d		2323	0017					
Leeds		a		2332	0026					

Notes: appear at end

Calder Valley Line

		Sundays		Towards Leeds							
		Y	Y	■	●	■	Y	●			
Manchester	Victoria	d			0840	0915			0940	1015	
	Moston	d			0847			0947			
	Mills Hill	d			0851			0951			
	Castleton	d			0857			0957			
Rochdale		d			0901	0929		1001	1029		
	Smithy Bridge	d			0905			1005			
	Littleborough	d			0908	0935		1008	1035		
	Walsden	d			0914			1014			
Blackpool	North	d						0911			
Preston		d						0937			
Blackburn		d			0818			0918	0955		
	Accrington	d			08m26			0926	1003		
	Rose Grove	d			08m33			0933			
Burnley	Manchester Rd	d			08m37			09m37	1012		
Todmorden		d			08n56	09n18	0942	09n56	1018	1042	
	Hebden Bridge	d					0949	1034		1049	
	Mytholmroyd	d					0953			1053	
	Sowerby Bridge	d					0959			1059	
Huddersfield		d									
	Brighouse	d								0913	
		d								0923	
Halifax		d			0845	0934					
	Low Moor ^r	d			0852	0941					
Bradford	Interchange	a			0859	0949			1020	1100	
Bradford	Interchange	d	0824	0902	0952				1023	1103	
	New Pudsey	d	0832	0910	1000				1031	1111	
	Bramley	d	0836						1035	1111	
Leeds		a	0845	0921	1011				1044	1122	
										1144	
		■	Y	●	■	Y	●				
Manchester	Victoria	d			1040	1115			1140	1215	
	Moston	d			1047				1147		
	Mills Hill	d			1051				1151		
	Castleton	d			1057				1157		
Rochdale		d			1101	1129			1201	1229	
	Smithy Bridge	d			1105				1205		
	Littleborough	d			1108	1135			1208	1235	
	Walsden	d			1114				1214		
Blackpool	North	d							1111		
Preston		d							1137		
Blackburn		d	1018		1055			1118	1155		
	Accrington	d	1028		1103			1128	1203		
	Rose Grove	d			1035			1135			
Burnley	Manchester Rd	d	1039		1112			1139	1212		
Todmorden		d	10a55			11a17	1142	11a55		12a17	
	Hebden Bridge	d			1134		1149		1234	1249	
	Mytholmroyd	d					1153			1253	
	Sowerby Bridge	d					1159			1259	
Huddersfield		d								1105	
	Brighouse	d								1115	
Halifax		d			1126	1147		1207	1226	1247	
	Low Moor ^r	d							1233		
Bradford	Interchange	a			1141	1200		1220	1241	1300	
Bradford	Interchange	d			1144	1203		1223	1244	1303	
	New Pudsey	d			1152	1211		1231	1252	1311	
	Bramley	d			1156			1235	1256	1335	
Leeds		a			1205	1224		1244	1305	1322	
										1344	

Notes: appear at end.

Calder Valley Line

		Sundays		Towards Leeds					
		■	Y	●	■	GC	Y	●	
Manchester	Victoria	d		1240	1315			1340	
	Moston	d		1247				1347	
	Mills Hill	d		1251				1351	
	Castleton	d		1257				1357	
Rochdale		d		1301	1329			1401	
	Smithy Bridge	d		1305				1405	
	Littleborough	d		1308	1335			1408	
	Walsden	d		1314				1414	
Blackpool	North	d		1211				1311	
Preston		d		1237				1337	
Blackburn		d	1218	1256		1318		1355	
	Accrington	d	1228	1304		1328		1403	
	Rose Grove	d	1235			1335			
Burnley	Manchester Rd	d	1239	1313		1339		1412	
Todmorden		d	12a55		13a17	1342	13a55	14a17	
	Hebden Bridge	d		1335		1349		1434	
	Mytholmroyd	d				1353			
	Sowerby Bridge	d				1359			
Huddersfield		d		1305					
	Brighouse	d		1315		1409			
Halifax		d		1326	1349	1407	1421	1426	
	Low Moor [†]	d		1333			1429	1433	
Bradford	Interchange	a		1341	1402	1420	1436	1441	
Bradford	Interchange	d		1344	1404	1423	1444	1503	
	New Pudsey	d		1352	1413	1431	1452	1511	
	Bramley	d		1356		1435	1456		
Leeds		a		1406	1422	1445	1505	1522	
		■	Y	●	■	GC	Y	●	
Manchester	Victoria	d	1415		1440	1515		1540	
	Moston	d			1447			1547	
	Mills Hill	d			1451			1551	
	Castleton	d			1457			1557	
Rochdale		d	1429		1501	1529		1601	
	Smithy Bridge	d			1505			1605	
	Littleborough	d	1435		1508	1535		1608	
	Walsden	d			1514			1614	
Blackpool	North	d			1411			1511	
Preston		d			1437			1537	
Blackburn		d	1418		1455		1518	1555	
	Accrington	d	1428		1503		1528	1603	
	Rose Grove	d	1435				1535		
Burnley	Manchester Rd	d	1439		1512		1539	1612	
Todmorden		d	1442	14a55		15a17	15a55	16a17	
	Hebden Bridge	d	1449		1534		1549	1634	
	Mytholmroyd	d	1453				1553		
	Sowerby Bridge	d	1459				1559		
Huddersfield		d			1505				
	Brighouse	d			1515				
Halifax		d	1507		1526	1547	1607	1626	
	Low Moor [†]	d			1533			1633	
Bradford	Interchange	a	1520		1541	1600	1620	1641	
Bradford	Interchange	d	1523		1544	1603	1623	1644	
	New Pudsey	d	1531		1552	1611	1631	1652	
	Bramley	d	1535		1556		1635	1656	
Leeds		a	1544		1606	1622	1644	1706	

Notes: appear at end.

Calder Valley Line

		Sundays		Towards Leeds					
		■	Y	●	■	GC	Y		
Manchester	Victoria	d	1615		1640	1715			
	Moston	d			1647				
	Mills Hill	d			1651				
	Castleton	d			1657				
Rochdale		d	1629		1701	1729			
	Smithy Bridge	d			1705				
	Littleborough	d	1635		1708	1735			
	Walsden	d			1714				
Blackpool	North	d			1611				1711
Preston		d			1638				1737
Blackburn		d	1618		1655		1718		1755
	Accrington	d	1628		1703		1728		1803
	Rose Grove	d	1635				1735		
Burnley	Manchester Rd	d	1639		1712		1739		1812
Todmorden		d	1642	16a55		17a17	1742	17a55	
	Hebden Bridge	d	1649		1733		1749		1834
	Mytholmroyd	d	1653				1753		
	Sowerby Bridge	d	1659				1759		
Huddersfield		d			1705				
	Brighouse	d			1715			1809	
Halifax		d	1707		1726	1747	1807	1820	1826
	Low Moor†	d			1733			1828	1833
Bradford	Interchange	a	1720		1741	1801	1820	1835	1841
Bradford	Interchange	d	1723		1744	1803	1823		1844
	New Pudsey	d	1731		1752	1812	1831		1852
	Bramley	d	1735		1756		1835		1856
Leeds		a	1744		1807	1821	1844		1905
									1922
		●	■	●	■	Y			
Manchester	Victoria	d	1740	1815			1840	1915	
	Moston	d	1747				1847		
	Mills Hill	d	1751				1851		
	Castleton	d	1757				1857		
Rochdale		d	1801	1829			1901	1929	
	Smithy Bridge	d	1805				1905		
	Littleborough	d	1808	1835			1908	1935	
	Walsden	d	1814				1914		
Blackpool	North	d					1811		1911
Preston		d					1837		1937
Blackburn		d		1818			1855	1918	1955
	Accrington	d		1828			1903	1928	2003
	Rose Grove	d		1835				1935	
Burnley	Manchester Rd	d		1839			1912	1939	2012
Todmorden		d	18a17	1842	18a55		19a17	1942	19a55
	Hebden Bridge	d		1849			1934	1949	2034
	Mytholmroyd	d		1853				1953	
	Sowerby Bridge	d		1859				1959	2041
Huddersfield		d					1905		
	Brighouse	d					1915		
Halifax		d		1907			1926	1947	2007
	Low Moor†	d					1933		2033
Bradford	Interchange	a		1920			1941	2000	2022
Bradford	Interchange	d		1923			1944	2003	2024
	New Pudsey	d		1931			1952	2011	2033
	Bramley	d		1935			1956		2037
Leeds		a		1944			2005	2022	2044
									2105
									2122

Notes: appear at end.

Calder Valley Line

Sundays		Towards Leeds									
		●	■	GC			●	GC		■	
Manchester Victoria	d	1940	2015				2040		2115		
Moston	d	1947					2047				
Mills Hill	d	1951					2051				
Castleton	d	1957					2057				
Rochdale	d	2001	2029				2101		2129		
Smithy Bridge	d	2005					2105				
Littleborough	d	2008	2035				2108		2135		
Walsden	d	2014					2114				
Blackpool North	d					2011					
Preston	d					2037					
Blackburn	d		2018			2055			2128		
Accrington	d		2028			2103			2138		
Rose Grove	d		2035						2145		
Burnley Manchester Rd	d		2039			2112			2149		
Todmorden	d	20a17	2042	20a55			21a17		2142	22a05	
Hebden Bridge	d		2049			2134			2149		
Mytholmroyd	d		2053						2152		
Sowerby Bridge	d		2059			2141			2158		
Huddersfield	d				2105						
Brighouse	d				2115	2125		2144			
Halifax	d		2107		2126	2137	2149	2155	2207		
Low Moor ^r	d				2133	2145		2203			
Bradford Interchange	a		2120		2141	2152	2202	2210	2220		
Bradford Interchange	d		2123		2144		2205		2223		
New Pudsey	d		2131		2152		2213		2231		
Bramley	d		2135		2156				2235		
Leeds	a		2144		2206		2226		2246		
● ■											
Manchester Victoria	d		2150		2210						
Moston	d		2157		2217						
Mills Hill	d		2201		2222						
Castleton	d		2207		2227						
Rochdale	d		22p10		2231						
Smithy Bridge	d		22p14		2235						
Littleborough	d		22p17		2239						
Walsden	d		22p23		2245						
Blackpool North	d	2111									
Preston	d	2137									
Blackburn	d	2155		2209							
Accrington	d	2203		2218							
Rose Grove	d			2225							
Burnley Manchester Rd	d	2212		2229							
Todmorden	d		22n27	22a45	2248						
Hebden Bridge	d	2234			2255						
Mytholmroyd	d				2258						
Sowerby Bridge	d	2241			2304						
Huddersfield	d										
Brighouse	d										
Halifax	d	2249			2313						
Low Moor ^r	d										
Bradford Interchange	a	2302			2326						
Bradford Interchange	d	2305			2328	2348					
New Pudsey	d	2313			2337	2357					
Bramley	d				2341	0002					
Leeds	a	2324			2351	0009					

Notes: appear at end.

Calder Valley Line

Mondays to Fridays		Towards Huddersfield/Manchester/Blackpool						
		◆	▼	▲	Y	GC	◆	
Leeds	d	0508	0557	0608	0623		0637	0651
Bramley	d	0516		0616			0645	0659
New Pudsey	d	0520	0606	0620			0650	0703
Bradford Interchange	a	0529	0615	0629			0659	0712
Bradford Interchange	d	0531	0617	0631		0655	0702	0714
Low Moor†	d					0701	0708	
Halifax	d	0544	0629	0644		0708	0718	0727
Brighouse	d				0659	07a18		
Huddersfield	a							
Sowerby Bridge	d	0550	0636	0650	0708		0724	0733
Mytholmroyd	d	0556	0642	0656	0714		0730	0739
Hebden Bridge	d	0559	0646	0659	0717		07a35	0742
Todmorden	d	0607	0626	0651	0707	0724		0730 0750
Burnley Manchester Rd	d		0643 0705					0747
Rose Grove	d		0648					0750
Accrington	d		0659 0714					0758
Blackburn	a		0711 0723					0811
Preston	a		0746					
Blackpool North	a		0814					
Walsden	d	0610		0654		0728		
Littleborough	d	0616		0700 0714	0734			0757
Smithy Bridge	d	0619		0703		0737		0800
Rochdale	d	0623		0707 0720	0741			0804
Castleton	d	0627		0711		0745		
Mills Hill	d	0632		0716		0750		0811
Moston	d	0636		0720		0754		
Manchester Victoria	a	0647		0732 0737	0803			0823

		Y	▼	▲	GC	S	◆	Y	▼
Leeds	d	0708	0718	0723		0735		0751	0805
Bramley	d		0726			0744		0759	
New Pudsey	d	0717	0730			0749		0803 0815	
Bradford Interchange	a	0726	0739			0757		0812 0824	
Bradford Interchange	d	0728	0741		0752	0800		0814 0826	
Low Moor†	d				0758	0806			
Halifax	d	0740	0754		0805	0820		0827 0839	
Brighouse	d			0759	08a15	0833			
Huddersfield	a					0847			
Sowerby Bridge	d			0808				0833	
Mytholmroyd	d			0814				0839	
Hebden Bridge	d	0752	0805	0817				0842 0852	
Todmorden	d		0755 0813	0824		0830 0850			0856
Burnley Manchester Rd	d	0812				0847		0912	
Rose Grove	d					0850			
Accrington	d	0821					0857	0921	
Blackburn	a	0829					0908	0929	
Preston	a	0852						0947	
Blackpool North	a	0921						1014	
Walsden	d		0758	0828					
Littleborough	d		0804 0820	0834					0903
Smithy Bridge	d		0807	0837					0906
Rochdale	d		0811 0825	0841			0900	0910	
Castleton	d		0814 0829	0845				0914	
Mills Hill	d		0820 0834	0850				0919	
Moston	d		0823	0854					
Manchester Victoria	a		0832 0846	0903			0917	0930	

Notes: appear at end.

Calder Valley Line

Mondays to Fridays		Towards Huddersfield/Manchester/Blackpool							
		S	▲	◆	Y	▼	▲	S	
Leeds	d	0820	0826	0835	0851	0905	0919	0926	0935
Bramley	d	0828		0843	0859		0927		0943
New Pudsey	d	0832		0847	0903	0914	0931		0947
Bradford Interchange	a	0841		0856	0912	0924	0940		0957
Bradford Interchange	d	0843		0900	0914	0926	0942		1000
Low Moor†	d			0906					1006
Halifax	d	0856		0920	0927	0939	0955		1020
Brighouse	d		0859	0933				0959	1033
Huddersfield	a			0945					1045
Sowerby Bridge	d		0909		0933				1008
Mytholmroyd	d		0914		0939				1014
Hebden Bridge	d	0908	0918		0942	0952	1007	1017	
Todmorden	d	0915	0925		0929	0950	0956	1014	1024
Burnley Manchester Rd	d				0946		1012		
Rose Grove	d				0950				
Accrington	d				1000		1021		
Blackburn	a				1012		1029		
Preston	a						1047		
Blackpool North	a					1115			
Walsden	d		0928						1028
Littleborough	d		0934				1003		1034
Smithy Bridge	d		0937				1006		1037
Rochdale	d	0926	0942		1000		1010	1025	1041
Castleton	d		0945				1014		1045
Mills Hill	d		0951				1019		1050
Moston	d		0954						1054
Manchester Victoria	a	0942	1003			1017	1030	1042	1103
		◆	GC	Y	▼	▲	S	◆	
Leeds	d		0951	1005		1018	1026	1035	1051
Bramley	d		0959			1026		1043	1059
New Pudsey	d		1003	1014		1030		1047	1103
Bradford Interchange	a		1012	1025		1039		1056	1112
Bradford Interchange	d		1014	1021	1028	1041		1100	1114
Low Moor†	d			1027				1106	
Halifax	d		1027	1034	1040		1054	1120	1127
Brighouse	d			10a44			1059	1133	
Huddersfield	a							1145	
Sowerby Bridge	d		1033				1108		1133
Mytholmroyd	d		1039				1114		1139
Hebden Bridge	d		1042		1052		1106	1117	1142
Todmorden	d	1030	1050			1056	1113	1124	1130
Burnley Manchester Rd	d	1047			1113				1147
Rose Grove	d	1050							1151
Accrington	d	1059			1122				1200
Blackburn	a	1112			1130				1212
Preston	a				1148				
Blackpool North	a				1215				
Walsden	d						1128		
Littleborough	d				1103		1134		
Smithy Bridge	d				1106		1137		
Rochdale	d		1100		1110	1124	1141		1200
Castleton	d				1114		1145		
Mills Hill	d				1119		1150		
Moston	d						1154		
Manchester Victoria	a		1117			1131	1142	1203	1217

Notes: appear at end.

Calder Valley Line

		Towards Huddersfield/Manchester/Blackpool									
		Y	▼	▲	S	◆	Y	▼			
Leeds	d	1105		1118	1126	1135		1151	1205		1218
Bramley	d			1126		1143		1159			1226
New Pudsey	d	1114		1130		1147		1203	1214		1230
Bradford Interchange	a	1124		1139		1156		1212	1224		1239
Bradford Interchange	d	1126		1141		1200		1214	1226		1241
Low Moor†	d					1206					
Halifax	d	1139		1154		1220		1227	1239		1254
Brighouse	d				1159	1233					
Huddersfield	a					1245					
Sowerby Bridge	d				1208			1233			
Mytholmroyd	d				1214			1239			
Hebden Bridge	d	1152		1206	1217			1242	1252		1306
Todmorden	d		1156	1213	1224		1231	1250		1256	1313
Burnley Manchester Rd	d	1212					1248		1312		
Rose Grove	d						1251				
Accrington	d	1221					1300		1321		
Blackburn	a	1229					1311		1329		
Preston	a	1247							1347		
Blackpool North	a	1315							1415		
Walsden	d				1228						
Littleborough	d		1203		1234						1303
Smithy Bridge	d		1206		1237						1306
Rochdale	d		1210	1224	1241			1300		1310	1324
Castleton	d		1214		1245						1314
Mills Hill	d		1219		1250						1319
Moston	d				1254						
Manchester Victoria	a		1231	1241	1303			1320		1331	1341
			▲	S	◆	Y	▼	▲	S	◆	
Leeds	d	1226	1235		1251	1305		1318	1326	1335	
Bramley	d		1243		1259			1326		1343	
New Pudsey	d		1247		1303	1314		1330		1347	
Bradford Interchange	a		1256		1312	1324		1339		1357	
Bradford Interchange	d		1300		1314	1326		1341		1400	
Low Moor†	d		1306							1406	
Halifax	d		1320		1327	1339		1354		1420	
Brighouse	d	1259	1333						1359	1433	
Huddersfield	a		1347							1445	
Sowerby Bridge	d	1308			1333				1408		
Mytholmroyd	d	1314			1339				1414		
Hebden Bridge	d	1317			1342	1352		1406	1417		
Todmorden	d	1324		1330	1350		1356	1413	1424		1430
Burnley Manchester Rd	d			1347		1412					1447
Rose Grove	d			1351							1451
Accrington	d			1400		1421					1500
Blackburn	a			1411		1429					1511
Preston	a					1447					
Blackpool North	a					1515					
Walsden	d	1328							1428		
Littleborough	d	1334					1403		1434		
Smithy Bridge	d	1337					1406		1437		
Rochdale	d	1341			1400		1410	1424	1441		
Castleton	d	1345					1414		1445		
Mills Hill	d	1350					1419		1450		
Moston	d	1354							1454		
Manchester Victoria	a	1403			1417		1431	1443	1508		

Notes: appear at end.

Calder Valley Line

		Mondays to Fridays								
		Towards Huddersfield/Manchester/Blackpool								
		Y	GC	▼	▲	S	◆	Y		
Leeds	d	1351	1405		1418	1426	1435		1451	1505
Bramley	d	1359			1426		1443		1459	
New Pudsey	d	1403	1414		1430		1447		1503	1514
Bradford Interchange	a	1412	1424		1439		1456		1512	1524
Bradford Interchange	d	1414	1426	1433	1441		1500		1514	1526
Low Moor [†]	d			1439			1506			
Halifax	d	1427	1439	1447	1454		1520		1527	1539
Brighouse	d			14a57		1459	1533			
Huddersfield	a						1545			
Sowerby Bridge	d	1433				1508			1533	
Mytholmroyd	d	1439				1514			1539	
Hebden Bridge	d	1442	1452		1506	1517			1542	1552
Todmorden	d	1450			1456	1513	1524		1533	1550
Burnley Manchester Rd	d		1512						1549	1612
Rose Grove	d								1552	
Accrington	d	1521							1600	1621
Blackburn	a	1529							1610	1629
Preston	a	1547								1647
Blackpool North	a	1615								1719
Walsden	d					1528				
Littleborough	d			1503		1534				
Smithy Bridge	d				1506	1537				
Rochdale	d	1500			1510	1524	1541		1600	
Castleton	d				1514	1545				
Mills Hill	d				1519	1550				
Moston	d					1554				
Manchester Victoria	a	1517			1530	1540	1603		1617	
		▼	▲	S	◆	Y	▼	▲		
Leeds	d	1518	1526	1535	1551	1605		1618	1623	
Bramley	d	1526		1543	1559			1626		
New Pudsey	d	1530		1547	1603	1614		1630		
Bradford Interchange	a	1539		1556	1612	1623		1639		
Bradford Interchange	d	1541		1600	1614	1625		1641		
Low Moor [†]	d			1606						
Halifax	d	1554		1620	1627	1638		1654		
Brighouse	d		1559	1633					1700	
Huddersfield	a			1645						
Sowerby Bridge	d		1608		1633	1645			1710	
Mytholmroyd	d		1614		1639				1715	
Hebden Bridge	d	1607	1617		1642	1652		1706	1719	
Todmorden	d	1556	1616	1624	1630	1650		1656	1713	1726
Burnley Manchester Rd	d				1647	1712				
Rose Grove	d				1651					
Accrington	d				1700	1721				
Blackburn	a				1712	1729				
Preston	a					1747				
Blackpool North	a					1815				
Walsden	d		1628						1729	
Littleborough	d	1603	1634				1703		1735	
Smithy Bridge	d	1606	1637				1706		1738	
Rochdale	d	1610	1626	1641		1700	1710	1724	1743	
Castleton	d	1614	1645				1714		1746	
Mills Hill	d	1619	1650				1719		1752	
Moston	d		1654						1755	
Manchester Victoria	a	1631	1642	1703		1720	17g34	1742	1806	

Notes: appear at end.

Calder Valley Line

		Mondays to Fridays								
		Towards Huddersfield			Manchester			Blackpool		
		S	◆	Y	▼	▲	S	◆		
Leeds	d	1635		1651	1705	1718	1723	1735		1751
Bramley	d	1643		1659		1726		1743		1759
New Pudsey	d	1647		1703	1714	1730		1747		1803
Bradford Interchange	a	1656		1712	1723	1739		1757		1812
Bradford Interchange	d	1700		1714	1725	1741		1800		1814
Low Moor†	d	1706						1806		
Halifax	d	1720		1727	1738	1754		1820		1827
Brighouse	d	1733					1801	1833		
Huddersfield	a	1745						1845		
Sowerby Bridge	d			1733	1745		1811			1833
Mytholmroyd	d			1739			1816			1839
Hebden Bridge	d			1742	1752	1806	1820			1842
Todmorden	d	1732		1750		1756	1813	1827		1832 1850
Burnley Manchester Rd	d	1749		1812						1849
Rose Grove	d	1752								1852
Accrington	d	1800		1821						1859
Blackburn	a	1811		1829						1912
Preston	a			1847						
Blackpool North	a			1917						
Walsden	d			1753			1830			1853
Littleborough	d			1759		1803	1836			1859
Smithy Bridge	d			1802		1806	1839			1902
Rochdale	d			1806		1810	1824	1844		1906
Castleton	d					1814	1847			
Mills Hill	d					1819	1853			
Moston	d						1856			
Manchester Victoria	a			1823		1831	1840	1905		1923
		Y	▼	▲	S	◆	S	Y	▼	
Leeds	d	1805		1818	1823	1835	1852	1905		1919
Bramley	d			1826		1843	1859			1927
New Pudsey	d	1814		1830		1847	1904	1914		1931
Bradford Interchange	a	1824		1839		1859	1912	1924		1940
Bradford Interchange	d	1826		1841		1901	1915	1926		1942
Low Moor†	d					1907				
Halifax	d	1838		1854		1920	1928	1939		1955
Brighouse	d				1859	1933				
Huddersfield	a					1945				
Sowerby Bridge	d	1845		1908			1934			2001
Mytholmroyd	d			1914			1940			2007
Hebden Bridge	d	1852		1906	1917		1943	1952		2011
Todmorden	d		1856	1913	1925		1930	1951		1956 2018
Burnley Manchester Rd	d	1912				1947		2012		
Rose Grove	d					1951				
Accrington	d	1921					2000	2021		
Blackburn	a	1929					2011	2029		
Preston	a	1947						2047		
Blackpool North	a	2015						2115		
Walsden	d			1928						2021
Littleborough	d		1903	1934					2003	2028
Smithy Bridge	d		1906	1937					2006	2030
Rochdale	d		1910	1924	1941		2001		2010	2035
Castleton	d		1914	1945					2014	2038
Mills Hill	d		1919	1950					2019	2044
Moston	d			1954						2047
Manchester Victoria	a		1932	1942	2003		2018		2032	2059

Notes: † appear at end.

Calder Valley Line

Mondays to Fridays		Towards Huddersfield/Manchester/Blackpool						
		◆	Y	▼	◆			
Leeds	d	1935	1951	2005	2019	2035	2108	2118
Bramley	d	1943	1959		2026	2043		2126
New Pudsey	d	1947	2003	2014	2031	2047	2117	2130
Bradford Interchange	a	1956	2012	2024	2039	2056	2126	2139
Bradford Interchange	d	2000	2014	2026	2042	2058	2128	2141
Low Moor†	d	2006			2048			2147
Halifax	d	2020	2027	2039	2058	2111	2140	2158
Brighouse	d	2033			2109			2208
Huddersfield	a	2045			2126			2223
Sowerby Bridge	d		2033			2117	2147	
Mytholmroyd	d		2039			2123		
Hebden Bridge	d		2042	2052		2127	2154	
Todmorden	d	2030	2050		2056	2134	2135	
Burnley Manchester Rd	d	2047		2113			2152	2214
Rose Grove	d	2050					2155	
Accrington	d	2058		2122			2207	2223
Blackburn	a	2111		2130			2218	2231
Preston	a			2148				2251
Blackpool North	a			2213				2321
Walsden	d					2137		
Littleborough	d					2103	2144	
Smithy Bridge	d					2106	2146	
Rochdale	d		2100			2110	2151	
Castleton	d					2114	2154	
Mills Hill	d					2119	2200	
Moston	d						2203	
Manchester Victoria	a		2117			2132	2215	
				▼	▼	◆		
Leeds	d	2135	2207			2235	2308	
Bramley	d	2143	2215			2243	2316	
New Pudsey	d	2147	2219			2247	2320	
Bradford Interchange	a	2156	2228			2256	2329	
Bradford Interchange	d	2158	2230			2258	2331	
Low Moor†	d		2236				2337	
Halifax	d	2211	2247			2311	2347	
Brighouse	d		2257				2357	
Huddersfield	a		2313				0011	
Sowerby Bridge	d	2217				2317		
Mytholmroyd	d	2223				2323		
Hebden Bridge	d	2227				2327		
Todmorden	d	2212	2234		2312	2324	2334	
Burnley Manchester Rd	d					2341		
Rose Grove	d					2344		
Accrington	d					2351		
Blackburn	a					0002		
Preston	a							
Blackpool North	a							
Walsden	d	2237				2337		
Littleborough	d	2219	2244		2319	2344		
Smithy Bridge	d	2222	2246		2322	2346		
Rochdale	d	2226	2251		2326	2351		
Castleton	d	2230	2254		2330			
Mills Hill	d	2235	2300		2335			
Moston	d		2303					
Manchester Victoria	a	2247	2315		2347	0008		

Notes: appear at end.

Calder Valley Line

		Towards Huddersfield/Manchester/Blackpool								
		GC	◆	Y		▼				
Leeds	d	0535	0557	0618	0637	0651	0708	0718		
Bramley	d	0543		0626	0645	0659		0726		
New Pudsey	d	0547	0606	0630	0650	0703	0717	0730		
Bradford Interchange	a	0556	0615	0639	0700	0712	0726	0739		
Bradford Interchange	d	0558	0617	0641	0655	0703	0714	0728	0741	
Low Moor†	d				0701	0710				
Halifax	d	0611	0629	0654	0708	0718	0727	0740	0754	
Brighouse	d				07a18					
Huddersfield	a									
Sowerby Bridge	d	0617	0636	0700	0724	0733				
Mytholmroyd	d	0623	0642	0706	0730	0739				
Hebden Bridge	d	0627	0646	0710	07a35	0743	0752	0806		
Todmorden	d	0634		0717		0730	0751	0755	0813	
Burnley Manchester Rd	d		0706			0747		0812		
Rose Grove	d					0750				
Accrington	d		0715			0758		0821		
Blackburn	a		0723			0811		0829		
Preston	a		0746					0852		
Blackpool North	a		0814					0923		
Walsden	d	0637		0720				0758		
Littleborough	d	0644		0727			0758	0804	0820	
Smithy Bridge	d	0646		0729			0801	0807		
Rochdale	d	0651		0734			0805	0811	0826	
Castleton	d	0654		0737				0815	0829	
Mills Hill	d	0700		0743			0812	0820	0835	
Moston	d	0703		0746				0823		
Manchester Victoria	a	0717		0758			0824	0832	0847	
		▲	S	◆	Y		▼	▲	GC	S
Leeds	d	0723	0735	0751	0808	0818	0826	0835		
Bramley	d		0743	0759		0826		0843		
New Pudsey	d		0747	0803	0817	0830		0847		
Bradford Interchange	a		0756	0812	0826	0839		0857		
Bradford Interchange	d		0800	0814	0828	0841		0851	0900	
Low Moor†	d		0806					0857	0907	
Halifax	d		0820	0827	0840	0854		0905	0920	
Brighouse	d	0758	0833				0859	09a14	0933	
Huddersfield	a		0846						0945	
Sowerby Bridge	d	0808		0833				0909		
Mytholmroyd	d	0813		0839				0914		
Hebden Bridge	d	0817		0842	0852	0906	0918			
Todmorden	d	0824		0830	0850	0856	0913	0925		
Burnley Manchester Rd	d			0847		0912				
Rose Grove	d			0850						
Accrington	d					0921				
Blackburn	a			0910		0929				
Preston	a					0947				
Blackpool North	a					1015				
Walsden	d	0827						0928		
Littleborough	d	0833				0903		0934		
Smithy Bridge	d	0836				0906		0937		
Rochdale	d	0841		0900		0910	0924	0942		
Castleton	d	0844				0914		0945		
Mills Hill	d	0850				0919		0951		
Moston	d	0853						0954		
Manchester Victoria	a	0904		0917		0930	0941	1004		

Notes: appear at end.

Calder Valley Line

Saturday		Towards Huddersfield/Manchester/Blackpool							
		◆	Y	▼	▲	S	◆	GC	
Leeds	d	0851	0908		0920	0926	0935	0951	
Bramley	d	0859			0928		0943	0959	
New Pudsey	d	0903	0917		0932		0947	1003	
Bradford Interchange	a	0912	0926		0941		0957	1012	
Bradford Interchange	d	0914	0928		0943		1000	1014 1021	
Low Moor†	d						1007	1027	
Halifax	d	0927	0940		0956		1020	1027 1034	
Brighouse	d					0959	1033	10a44	
Huddersfield	a						1045		
Sowerby Bridge	d	0933				1008		1033	
Mytholmroyd	d	0939				1014		1039	
Hebden Bridge	d	0942	0952		1008	1017		1042	
Todmorden	d	0928	0950		0956	1015	1024	1030 1050	
Burnley Manchester Rd	d	0944		1012				1047	
Rose Grove	d	0949						1050	
Accrington	d	0957		1021				1058	
Blackburn	a	1012		1029				1112	
Preston	a			1047					
Blackpool North	a			1114					
Walsden	d					1028			
Littleborough	d			1003		1034			
Smithy Bridge	d			1006		1037			
Rochdale	d	1000		1010	1026	1041		1100	
Castleton	d			1014		1045			
Mills Hill	d			1019		1050			
Moston	d					1054			
Manchester Victoria	a	1017		1030	1043	1104		1117	
		Y	▼	▲	◆	S	Y	▼	
Leeds	d	1008		1020	1026	1035	1051	1108	
Bramley	d			1028		1043	1059	1128	
New Pudsey	d	1017		1032		1047	1103	1117	
Bradford Interchange	a	1027		1041		1056	1112	1126	
Bradford Interchange	d	1028		1043		1100	1114	1128	
Low Moor†	d					1107		1143	
Halifax	d	1041		1056		1120	1127	1140	
Brighouse	d			1059		1133		1155	
Huddersfield	a					1145			
Sowerby Bridge	d			1108			1133		
Mytholmroyd	d			1114			1139		
Hebden Bridge	d	1053		1108	1117		1142	1152	
Todmorden	d		1056	1115	1124	1130	1150	1156	
Burnley Manchester Rd	d	1112				1147		1212	
Rose Grove	d					1150			
Accrington	d	1121				1158		1221	
Blackburn	a	1130				1212		1229	
Preston	a	1147						1247	
Blackpool North	a	1215						1315	
Walsden	d			1128					
Littleborough	d	1103		1134				1203	
Smithy Bridge	d	1106		1137				1206	
Rochdale	d	1110	1126	1141			1200	1210 1226	
Castleton	d	1114		1145				1214	
Mills Hill	d	1119		1150				1219	
Moston	d			1154					
Manchester Victoria	a	1130	1142	1204			1217	1230 1242	

Notes: appear at end.

Calder Valley Line

Saturday		Towards Huddersfield/Manchester/Blackpool								
		▲	◆	S	Y	▼	▲	◆	S	
Leeds	d	1126		1135	1151	1208		1220	1226	1235
Bramley	d			1143	1159			1228		1243
New Pudsey	d			1147	1203	1217		1232		1247
Bradford Interchange	a			1156	1212	1226		1241		1256
Bradford Interchange	d			1200	1214	1228		1243		1300
Low Moor†	d			1207						1306
Halifax	d			1220	1227	1240		1256		1320
Brighouse	d	1159		1233				1259		1333
Huddersfield	a			1245						1346
Sowerby Bridge	d	1208			1233			1308		
Mytholmroyd	d	1214			1239			1314		
Hebden Bridge	d	1217			1242	1252		1308	1317	
Todmorden	d	1224	1230		1250		1256	1315	1324	1330
Burnley Manchester Rd	d			1247		1312				1347
Rose Grove	d			1250						1350
Accrington	d			1258		1321				1358
Blackburn	a		1311			1329				1411
Preston	a					1347				
Blackpool North	a					1415				
Walsden	d	1228						1328		
Littleborough	d	1234					1303	1334		
Smithy Bridge	d	1237					1306	1337		
Rochdale	d	1241			1300		1310	1326	1341	
Castleton	d	1245					1314	1345		
Mills Hill	d	1250					1319	1350		
Moston	d	1254						1354		
Manchester Victoria	a	1304			1317		1330	1342	1404	
				Y	▼	▲	◆	S	Y	▼
Leeds	d	1251	1308		1320	1326		1335	1351	1408
Bramley	d	1259			1328			1343	1359	
New Pudsey	d	1303	1317		1332			1347	1403	1417
Bradford Interchange	a	1312	1326		1341			1356	1411	1426
Bradford Interchange	d	1314	1328		1343			1400	1414	1428
Low Moor†	d							1406		
Halifax	d	1327	1340		1356			1420	1426	1440
Brighouse	d					1359		1433		
Huddersfield	a							1445		
Sowerby Bridge	d	1333				1408		1433		
Mytholmroyd	d	1339				1414		1439		
Hebden Bridge	d	1342	1352		1408	1417		1442	1452	
Todmorden	d	1350		1356	1415	1424	1430	1450		1456
Burnley Manchester Rd	d		1412					1447		1512
Rose Grove	d							1450		
Accrington	d		1421					1458		1521
Blackburn	a		1429					1511		1529
Preston	a		1447							1547
Blackpool North	a		1514							1615
Walsden	d					1428				
Littleborough	d			1403		1434				1503
Smithy Bridge	d			1406		1437				1506
Rochdale	d	1400		1410	1426	1441		1500		1510
Castleton	d			1414		1445				1514
Mills Hill	d			1419		1450				1519
Moston	d					1454				
Manchester Victoria	a	1417		1430	1442	1504		1517		1530

Notes: appear at end.

Calder Valley Line

		Towards Huddersfield/Manchester/Blackpool								
		▲	◆	S	GC	Y	▼	▲		
Leeds	d	1420	1426	1435	1451	1508		1520	1526	
Bramley	d	1428		1443	1459			1528		
New Pudsey	d	1432		1447	1503	1517		1532		
Bradford Interchange	a	1441		1456	1512	1527		1541		
Bradford Interchange	d	1443		1500	1514	1521	1528	1543		
Low Moor†	d			1507		1527				
Halifax	d	1456		1520	1527	1535	1541	1556		
Brighouse	d		1459	1533		15a45			1559	
Huddersfield	a			1547						
Sowerby Bridge	d		1508		1533					1608
Mytholmroyd	d		1514		1539					1614
Hebden Bridge	d	1508	1517		1542	1553		1608	1617	
Todmorden	d	1515	1524	1530	1550		1556	1615	1624	
Burnley Manchester Rd	d			1547			1612			
Rose Grove	d			1550						
Accrington	d			1557		1621				
Blackburn	a			1607		1630				
Preston	a					1647				
Blackpool North	a					1716				
Walsden	d		1528							1628
Littleborough	d		1534				1603		1634	
Smithy Bridge	d		1537				1606		1637	
Rochdale	d	1526	1541		1600		1610	1626	1641	
Castleton	d		1545				1614		1645	
Mills Hill	d		1550				1619		1650	
Moston	d		1554						1654	
Manchester Victoria	a	1542	1604		1617		1631	1642	1704	
				◆	S	Y	▼	▲	◆	S
Leeds	d		1535	1551	1608		1620	1623	1635	1651
Bramley	d		1543	1559			1628		1643	1659
New Pudsey	d		1547	1603	1617		1632		1647	1703
Bradford Interchange	a		1556	1612	1626		1641		1656	1712
Bradford Interchange	d		1600	1614	1628		1643		1700	1714
Low Moor†	d		1607						1707	
Halifax	d		1620	1627	1640		1656		1720	1727
Brighouse	d		1633				1700		1733	
Huddersfield	a		1645						1745	
Sowerby Bridge	d			1633	1647		1709			1733
Mytholmroyd	d			1639			1715			1739
Hebden Bridge	d			1642	1654	1708	1718			1742
Todmorden	d	1630		1650		1657	1715	1725	1732	1750
Burnley Manchester Rd	d	1647			1714				1749	
Rose Grove	d	1650							1752	
Accrington	d	1658			1723				1800	
Blackburn	a	1712			1731				1811	
Preston	a				1748					
Blackpool North	a				1815					
Walsden	d						1729			1753
Littleborough	d					1704	1735			1759
Smithy Bridge	d					1707	1738			1802
Rochdale	d		1700		1711	1728	1742			1806
Castleton	d				1715		1746			
Mills Hill	d				1720		1751			
Moston	d						1755			
Manchester Victoria	a		1717		1732	1742	1805			1823

Notes: appear at end.

Calder Valley Line

		Towards Huddersfield/Manchester/Blackpool							
		Y	▼	▲	◆	Y	▼		
Leeds	d	1708		1720	1723	1735	1751	1808	1820
Bramley	d			1728		1743	1759		1828
New Pudsey	d	1717		1732		1747	1803	1817	1832
Bradford Interchange	a	1726		1741		1756	1812	1825	1842
Bradford Interchange	d	1728		1743		1800	1814	1828	1844
Low Moor†	d					1807			
Halifax	d	1740		1756		1820	1827	1840	1857
Brighouse	d				1800	1833			
Huddersfield	a					1845			
Sowerby Bridge	d	1747			1809		1833	1847	
Mytholmroyd	d				1815		1839		
Hebden Bridge	d	1754		1808	1818		1842	1854	1908
Todmorden	d		1756	1815	1825		1832	1850	1856
Burnley Manchester Rd	d	1814					1848	1915	
Rose Grove	d						1852		
Accrington	d	1823					1900	1923	
Blackburn	a	1831					1911	1931	
Preston	a	1850						1949	
Blackpool North	a	1916						2017	
Walsden	d				1829		1853		
Littleborough	d		1803		1835		1859		1903
Smithy Bridge	d		1806		1838		1902		1906
Rochdale	d		1810	1826	1842		1906		1910
Castleton	d		1814		1846				1914
Mills Hill	d		1819		1851				1919
Moston	d				1855				
Manchester Victoria	a		1833	1842	1905			1923	1932
									1942
			▲	◆		Y	▼	◆	
Leeds	d	1823		1835	1851	1908	1920	1935	1951
Bramley	d			1843	1859		1928	1943	1959
New Pudsey	d			1847	1903	1917	1932	1947	2003
Bradford Interchange	a			1856	1912	1926	1941	1956	2011
Bradford Interchange	d			1900	1914	1928	1944	2000	2014
Low Moor†	d			1906				2007	
Halifax	d			1920	1927	1940	1956	2020	2027
Brighouse	d	1900		1934				2033	
Huddersfield	a			1947				2045	
Sowerby Bridge	d	1909			1933		2003		2033
Mytholmroyd	d	1915			1939		2009		2039
Hebden Bridge	d	1918			1942	1952	2012		2042
Todmorden	d	1926	1930		1950		1956	2022	2030
Burnley Manchester Rd	d		1947			2012		2047	
Rose Grove	d		1950					2050	
Accrington	d		1958			2021		2058	
Blackburn	a		2011			2029		2111	
Preston	a					2047			
Blackpool North	a					2115			
Walsden	d	1929					2025		
Littleborough	d	1935					2003	2032	
Smithy Bridge	d	1938					2006	2034	
Rochdale	d	1942			2000		2010	2039	2100
Castleton	d	1946					2014	2042	
Mills Hill	d	1951					2019	2048	
Moston	d	1955						2051	
Manchester Victoria	a	2006			2017		2032	2100	2117

Notes: appear at end.

Calder Valley Line

Saturday		Towards Huddersfield/Manchester/Blackpool						
		Y	▼	◆	▼			
Leeds	d	2008	2018	2035	2108	2118	2135	
Bramley	d		2026	2043		2126	2143	
New Pudsey	d	2017	2030	2047	2117	2130	2147	
Bradford Interchange	a	2026	2039	2056	2126	2139	2156	
Bradford Interchange	d	2028	2041	2058	2128	2142	2158	
Low Moor†	d		2048			2148		
Halifax	d	2040	2057	2111	2140	2158	2211	
Brighouse	d		2107			2208		
Huddersfield	a		2126			2223		
Sowerby Bridge	d			2117	2147		2217	
Mytholmroyd	d			2123			2223	
Hebden Bridge	d	2052		2126	2154		2226	
Todmorden	d		2056	2134	2135	2212	2235	
Burnley Manchester Rd	d	2112			2152	2214	2252	
Rose Grove	d				2157		2255	
Accrington	d	2121			2207	2223	2302	
Blackburn	a	2129			2218	2231	2312	
Preston	a	2147				2251		
Blackpool North	a	2213				2320		
Walsden	d			2137			2237	
Littleborough	d		2103	2143		2219	2243	
Smithy Bridge	d		2106	2146		2222	2246	
Rochdale	d		2110	2150		2226	2250	
Castleton	d		2114	2154		2230		
Mills Hill	d		2119	2159		2235		
Moston	d			2203				
Manchester Victoria	a		2132	2213		2247	2307	
▼ ◆								
Leeds	d	2208		2235	2300			
Bramley	d	2216		2243	2307			
New Pudsey	d	2220		2247	2311			
Bradford Interchange	a	2229		2256	2320			
Bradford Interchange	d	2231		2258	2322			
Low Moor†	d	2238			2329			
Halifax	d	2247		2311	2337			
Brighouse	d	2257			2348			
Huddersfield	a	2313			0005			
Sowerby Bridge	d			2317				
Mytholmroyd	d			2323				
Hebden Bridge	d			2326				
Todmorden	d		2312	2335	2334			
Burnley Manchester Rd	d			2352				
Rose Grove	d			2355				
Accrington	d			0002				
Blackburn	a			0013				
Preston	a							
Blackpool North	a							
Walsden	d			2337				
Littleborough	d		2319	2343				
Smithy Bridge	d		2322	2346				
Rochdale	d		2326	2350				
Castleton	d		2330					
Mills Hill	d		2335					
Moston	d							
Manchester Victoria	a		2347	0007				

Notes: appear at end.

Calder Valley Line

Sundays

Towards Huddersfield/Manchester/Blackpool

		GC							
		B	▼	D	◆	C	◆	Y	▼
Leeds	d	0759						0818 0851	0908 0925
Bramley	d	0807						0826	0916 0933
New Pudsey	d	0811						0830 0902	0920 0937
Bradford Interchange	a	0822						0839 0911	0931 0946
Bradford Interchange	d	0755 0826						0841 0913	0933 0948
Low Moor†	d	0802 0832							0954
Halifax	d	0810 08a40						0854 0926	0945 1003
Brighouse	d	08a20							1014
Huddersfield	a								1027
Sowerby Bridge	d							0900 0933	0952
Mytholmroyd	d							0906	0958
Hebden Bridge	d							0909 0940	1001
Todmorden	d		0856	0918	0918	0917			0956 1009
Burnley Manchester Rd	d			0934	0934			1001	
Rose Grove	d			0937	0937				
Accrington	d			0955	0945			1010	
Blackburn	a			1008	0958			1018	
Preston	a							1041	
Blackpool North	a							1108	
Walsden	d		0859						0959
Littleborough	d		0905			0924			1005 1016
Smithy Bridge	d		0908						1008
Rochdale	d		0912			0929			1012 1021
Castleton	d		0916						1016
Mills Hill	d		0921						1021
Moston	d		0925						1025
Manchester Victoria	a		0936			0946			1036 1043
			◆	Y	▼		◆	Y	▼
Leeds	d			0953		1008 1025		1053	1108 1125
Bramley	d					1016 1033			1116 1133
New Pudsey	d			1003		1020 1037		1102	1120 1137
Bradford Interchange	a			1011		1031 1046		1111	1131 1146
Bradford Interchange	d			1014		1033 1048		1113	1133 1148
Low Moor†	d					1054			1154
Halifax	d			1026		1045 1103		1126	1145 12a03
Brighouse	d					1114			
Huddersfield	a					1127			
Sowerby Bridge	d			1033		1052		1133	1152
Mytholmroyd	d					1058			1158
Hebden Bridge	d			1041		1101		1140	1201
Todmorden	d	1018			1056	1109		1118	1156 1209
Burnley Manchester Rd	d	1034		1103				1134 1201	
Rose Grove	d	1037						1137	
Accrington	d	1045		1112				1145 1210	
Blackburn	a	1058		1120				1158 1218	
Preston	a			1140				1240	
Blackpool North	a			1210				1310	
Walsden	d			1059					1159
Littleborough	d			1105	1116				1205 1216
Smithy Bridge	d			1108					1208
Rochdale	d			1112	1121				1212 1221
Castleton	d			1116					1216
Mills Hill	d			1121					1221
Moston	d			1125					1225
Manchester Victoria	a			1136	1139				1236 1239

Notes: appear at end.

Calder Valley Line

Sundays		Towards Huddersfield/Manchester/Blackpool								
		GC	◆	Y	▼	◆	Y			
Leeds	d			1151	1208	1225		1251	1308	1325
Bramley	d			1159		1233		1259		1333
New Pudsey	d			1203	1217	1237		1303	1317	1337
Bradford Interchange	a			1212	1226	1246		1312	1326	1346
Bradford Interchange	d	1205		1215	1228	1248		1314	1328	1348
Low Moor†	d	1211				1254				1354
Halifax	d	1219		1228	1240	1303		1327	1340	14a03
Brighouse	d	12a29				1314				
Huddersfield	a					1327				
Sowerby Bridge	d			1234				1333		
Mytholmroyd	d			1240				1339		
Hebden Bridge	d			1244	1252			1342	1352	
Todmorden	d	1218		1251			1256	1318	1350	
Burnley Manchester Rd	d			1234		1312		1334		1412
Rose Grove	d			1237				1337		
Accrington	d			1245	1321			1345		1421
Blackburn	a	1258				1329		1358		1429
Preston	a					1348				1448
Blackpool North	a					1414				1513
Walsden	d						1259			
Littleborough	d			1259			1305		1357	
Smithy Bridge	d						1308			
Rochdale	d			1304			1312		1403	
Castleton	d						1316			
Mills Hill	d						1321			
Moston	d						1325			
Manchester Victoria	a			1320			1336		1420	
		▼	◆	Y	▼	GC	◆	Y		
Leeds	d			1351	1408	1425			1451	1508
Bramley	d			1359		1433			1459	
New Pudsey	d			1403	1417	1437			1503	1517
Bradford Interchange	a			1412	1426	1446			1512	1526
Bradford Interchange	d			1414	1428	1448		1505	1515	1528
Low Moor†	d					1454		1511		
Halifax	d			1427	1440	1503		1520	1527	1540
Brighouse	d					1514		15a29		
Huddersfield	a					1527				
Sowerby Bridge	d			1433					1534	
Mytholmroyd	d			1439					1539	
Hebden Bridge	d			1442	1452				1543	1552
Todmorden	d	1356	1418	1450			1456		1518	1550
Burnley Manchester Rd	d			1434		1512			1534	1612
Rose Grove	d			1437					1537	
Accrington	d			1445	1521				1545	1621
Blackburn	a	1458				1529		1558		1629
Preston	a					1548				1648
Blackpool North	a					1614				1714
Walsden	d	1359					1459			
Littleborough	d	1405		1457			1505		1558	
Smithy Bridge	d	1408					1508			
Rochdale	d	1412		1503			1512		1603	
Castleton	d	1416					1516			
Mills Hill	d	1421					1521			
Moston	d	1425					1525			
Manchester Victoria	a	1436		1520			1536		1620	

Notes: appear at end.

Calder Valley Line

Sundays		Towards Huddersfield/Manchester/Blackpool						
		▼	GC	◆	Y	▼	◆	
Leeds	d	1525			1551	1608	1625	1651
Bramley	d	1533			1559		1633	1659
New Pudsey	d	1537			1603	1617	1637	1703
Bradford Interchange	a	1546			1612	1626	1646	1712
Bradford Interchange	d	1548	1559		1614	1628	1648	1714
Low Moor†	d	1554	1603				1654	
Halifax	d	16a03	1613		1627	1640	1703	1727
Brighouse	d		16a22				1714	
Huddersfield	a						1727	
Sowerby Bridge	d				1633			1733
Mytholmroyd	d				1639			1739
Hebden Bridge	d				1642	1652		1742
Todmorden	d	1556		1618	1650		1656	1718
Burnley Manchester Rd	d			1634		1712		1734
Rose Grove	d			1637				1737
Accrington	d			1645	1721			1745
Blackburn	a			1658	1729			1758
Preston	a				1748			
Blackpool North	a				1814			
Walsden	d	1559					1659	
Littleborough	d	1605			1657		1705	1757
Smithy Bridge	d	1608					1708	
Rochdale	d	1612			1703		1712	1803
Castleton	d	1616					1716	
Mills Hill	d	1621					1721	
Moston	d	1625					1725	
Manchester Victoria	a	1636			1720		1736	1820
		Y	▼	◆	Y	▼	◆	
Leeds	d	1708	1725		1751	1808	1825	1852
Bramley	d		1735		1759		1833	1900
New Pudsey	d	1717	1739		1803	1817	1837	1904
Bradford Interchange	a	1726	1748		1812	1826	1846	1913
Bradford Interchange	d	1728	1750		1814	1828	1848	1915
Low Moor†	d		1756				1854	
Halifax	d	1740	18a05		1827	1840	1903	1928
Brighouse	d						1914	
Huddersfield	a						1927	
Sowerby Bridge	d				1833			1934
Mytholmroyd	d				1839			1940
Hebden Bridge	d	1752			1842	1852		1943
Todmorden	d		1756	1818	1850		1856	1918
Burnley Manchester Rd	d	1812		1834		1912		1934
Rose Grove	d			1837				1937
Accrington	d	1821		1845	1921			1945
Blackburn	a	1829		1858	1929			1958
Preston	a	1848			1948			
Blackpool North	a	1915			2013			
Walsden	d		1759				1859	
Littleborough	d		1805		1857		1905	1958
Smithy Bridge	d		1808				1908	
Rochdale	d		1812		1903		1912	2004
Castleton	d		1816				1916	
Mills Hill	d		1821				1921	
Moston	d		1825				1925	
Manchester Victoria	a		1836		1920		1935	2020

Notes: appear at end.

Calder Valley Line

Sundays		Towards Huddersfield/Manchester/Blackpool									
		Y		▼	◆	Y		▼	◆		
Leeds	d	1908	1925			1951	2008	2025		2052	
Bramley	d		1933			1959		2033		2100	
New Pudsey	d	1917	1938			2003	2017	2037		2104	
Bradford Interchange	a	1926	1946			2012	2026	2046		2113	
Bradford Interchange	d	1928	1949			2014	2028	2048		2115	
Low Moor [†]	d		1955					2054			
Halifax	d	1940	20a03			2027	2040	2102		2128	
Brighouse	d							2113			
Huddersfield	a							2126			
Sowerby Bridge	d					2033				2134	
Mytholmroyd	d					2039				2140	
Hebden Bridge	d	1952				2042	2052			2144	
Todmorden	d			1956	2018	2050		2056	2118		
Burnley Manchester Rd	d	2012			2034		2112			2134	
Rose Grove	d				2037					2137	
Accrington	d	2021			2045		2121			2145	
Blackburn	a	2029			2058		2129			2159	
Preston	a	2048					2147				
Blackpool North	a	2113					2216				
Walsden	d			1959					2059		
Littleborough	d			2005		2057			2105		
Smithy Bridge	d			2008					2108		
Rochdale	d			2012		2103			2112		
Castleton	d			2016					2116		
Mills Hill	d			2021					2121		
Moston	d			2025					2125		
Manchester Victoria	a			2035		2120			2135		
		Y	▼	C	◆	D	◆		▼		
Leeds	d	2108						2135	2208	2235	2323
Bramley	d							2143	2216	2244	2331
New Pudsey	d	2117						2147	2220	2248	2335
Bradford Interchange	a	2126						2156	2229	2257	2345
Bradford Interchange	d	2128						2158	2231	2259	
Low Moor [†]	d								2237	2305	
Halifax	d	2140						2211	2246	23a13	
Brighouse	d								2257		
Huddersfield	a								2310		
Sowerby Bridge	d						2217				
Mytholmroyd	d						2223				
Hebden Bridge	d	2152					2226				
Todmorden	d		2206	2227	2228	2234				2245	
Burnley Manchester Rd	d	2212			2243	2244					
Rose Grove	d				2246	2247					
Accrington	d	2221			2254	2254					
Blackburn	a	2229			2309	2310					
Preston	a	2252									
Blackpool North	a	2332									
Walsden	d		2209			2237				2248	
Littleborough	d		2215			2243				2255	
Smithy Bridge	d		2218			2246				2257	
Rochdale	d		2222			2250				2302	
Castleton	d		2226			2254				2305	
Mills Hill	d		2231			2259				2311	
Moston	d		2235			2303				2314	
Manchester Victoria	a		2245			2313				2325	

Notes: appear at end.

Calder Valley Line

Notes: a Arrive. d Depart.

b arrives 1 minute earlier until 30 September.

c starts 1 minute earlier on Fridays.

e arrives 1 minute later on Fridays.

f starts 1 minute later on Fridays.

g arrives 1 minute earlier from 3 October.

h arrives 1 minute earlier until 1 October.

j starts 1 minute later from 8 October.

k starts 1 minute later until 1 October.

m starts 2 minutes later until 2 October.

n arrives 1 minute earlier until 2 October.

q starts 1 minute later from 9 October.

B until 23 October

C until 2 October.

D from 9 October.

▲ Through train via Dewsbury.

■ Train continues to Manchester Victoria or beyond - see 'Towards Huddersfield/Manchester/Blackpool' direction for times.

Y Through train to or from York.

◆ Train starts from Manchester Victoria or beyond - see 'Towards Leeds' direction for times.

● Train continues to Blackburn or beyond - see 'Towards Huddersfield/Manchester/Blackpool' direction for times.

▼ Train starts from Blackburn or beyond - see 'Towards Leeds' direction for times.

S Through train to or from Selby.

GC Operated by Grand Central. Through train to or from London.

[†] Low Moor is due to open during the life of this timetable look out for details.

Some services extend to/from York and Selby. Please see York and Selby Lines timetable for more details.

Dearne Valley Line

Mondays to Saturdays

Towards Sheffield

			SX	SO
York	d	1106	1502	1502
Ulleskelf	d	1116	1512	1512
Church Fenton	d	1120	1517	1516
Sherburn-in-Elmet	d	1124	1521	1520
Pontefract Baghill	d	1143	1540	1540
Moorthorpe	d	1158	1552	1552
Swinton	a	1208	1602	1602
Rotherham Central	a	1218	1612	1612
Meadowhall	a	1224	1617	1618
Sheffield	a	1234	1625	1626

Sundays

York	d	1810	2050
Ulleskelf	d	1820	2100
Church Fenton	d	1824	2104
Sherburn-in-Elmet	d	1828	2108
Pontefract Baghill	d	1844	2124
Moorthorpe	d	1855	2136
Swinton	a	1904	2145
Rotherham Central	a	1912	2152
Meadowhall	a	1918	2158
Sheffield	a	1929	2210

Mondays to Saturdays

Towards York

			SX	SO	SX	SO
Sheffield	d	0929	0931	1330	1330	
Meadowhall	d	0935	0938	1336	1336	
Rotherham Central	d	0941	0944	1343	1343	
Swinton	d	0952	0952	1352	1352	
Moorthorpe	d	1001	1002	1402	1402	
Pontefract Baghill	d	1010	1011	1411	1411	
Sherburn-in-Elmet	a	1024	1032	1432	1428	
Church Fenton	a	1028	1037	1436	1432	
Ulleskelf	a	1032	1041	1442	1437	
York	a	1048	1054	1455	1455	

Sundays

Sheffield	d	1636	1857
Meadowhall	d	1642	1905
Rotherham Central	d	1650	1911
Swinton	d	1658	1919
Moorthorpe	d	1713	1929
Pontefract Baghill	d	1721	1938
Sherburn-in-Elmet	a	1735	1952
Church Fenton	a	1739	1957
Ulleskelf	a	1744	2001
York	a	1756	2017

Notes: a Arrive. d Depart.

SO Saturdays only.

SX Saturdays excepted.

Passengers are advised to allow a minimum connecting time of 8 minutes between trains at York station.

Passengers are advised to allow a minimum connecting time of 7 minutes between trains at Sheffield station. All trains in this timetable are operated by Northern, except where otherwise stated.

Hallam Line

Mondays to Saturdays

Towards Leeds

		SX	SX		SX	SX		SX	■
Sheffield	D	0550		0606	0649		0706	0718	0751
Meadowhall	D	0556		0612	0655		0712	0725	0757
Chapeltown	D			0618			0718		
Elsecar	D			0623			0723		
Wombwell	d			0627			0727		
Barnsley	d	0610		0633	0712		0733	0742	0812
Darton	d			0638			0738		
Wakefield Kirkgate	d	0628		0650	0728		0750	0758	0827
Normanton	d	0633		0654	0733		0754		
Castleford	d		0643	07c04		0738	07e55	0803	
Woodlesford	d		0652	07f14		0747	08e04	0812	0831
Leeds	a	0650	0705	07h28	0751	0801	08b16	0825	0819 0849 0852

			▲			▲			▲
Sheffield	d	0806	0818	0850		0906	0918	0950	1006 1018
Meadowhall	d	0812	0825	0856		0912	0924	0956	1012 1024
Chapeltown	d	0818				0918			1018
Elsecar	d	0823				0923			1023
Wombwell	d	0827				0927			1027
Barnsley	d	0833	0842	0912		0933	0942	1012	1033 1042
Darton	d	0838				0938			1038
Wakefield Kirkgate	d	0850	0858	09b27		0950	0958	1027	1050 1058
Normanton	d	0854				0954			1054
Castleford	d	0902			0931	10f04		1031	1102
Woodlesford	d	0912			0940	10g15		10c40	1112
Leeds	a	0926	0919	0949	09b52	1026	1017	1049	1052 1126 1118

				▲			▲		
Sheffield	d	1050		1106	1118	1150		1206	1218 1250
Meadowhall	d	1056		1112	1124	1156		1212	1224 1256
Chapeltown	d			1118				1218	
Elsecar	d			1123				1223	
Wombwell	d			1127				1227	
Barnsley	d	1112		1133	1142	1212		1233	1242 1312
Darton	d			1138				1238	
Wakefield Kirkgate	d	1127		1150	1158	1227		1250	1258 1327
Normanton	d			1154				1254	
Castleford	d		1131	1202			1229	1302	13b30
Woodlesford	d		11c40	1212			12c40	1312	1340
Leeds	a	1149	1152	1226	1217	1249	1252	1326	1317 1349 1352

			▲			▲			▲
Sheffield	d	1306	1318	1350		1406	1418	1450	15g03 1518
Meadowhall	d	1312	1324	1356		1412	1424	1456	15e10 1524
Chapeltown	d	1318				1418			15e16
Elsecar	d	1323				1423			15e21
Wombwell	d	1327				1427			15b26
Barnsley	d	1333	1342	1412		1433	1442	1512	1533 1542
Darton	d	1338				1438			1538
Wakefield Kirkgate	d	1350	1358	1427		1450	1458	1527	1550 1558
Normanton	d	1354				1454			1554
Castleford	d	1402			1431	1502		15e29	1602
Woodlesford	d	14b12			14c40	1512		1540	1612
Leeds	a	14b25	14c18	1449	1452	1526	15c18	1549	1552 16b25 16c18

Notes: appear at end.

Hallam Line

Mondays to Saturdays

Towards Leeds

			▲			▲					
Sheffield	d	1550	1606	1618	1650	1706	1718	1750			
Meadowhall	d	1556	1612	1624	1656	1712	1724	1756			
Chapelton	d		1618			1718					
Elsecar	d		1623			1723					
Wombwell	d		1627			1727					
Barnsley	d	1612	1633	16c43	1712	1733	1742	1813			
Darton	d		1638			1738					
Wakefield Kirkgate	d	1627	1650	1658	1727	1750	1758	1832			
Normanton	d		1654			1754					
Castleford	d		16e29	1702		1729	1802	1858			
Woodlesford	d		1640	1712		17c40	1812	1907			
Leeds	a	1649	1652	17f28	17e15	1749	1752	18e28	1817	18b50	1919

			SX	SO		SO	SX				
			▲	▲		▲	▲				
Sheffield	d	1806	1818	1819	1850	1907	1916	1922	1952		
Meadowhall	d	1812	1824	1825	1856	1913	1922	1928	1958		
Chapelton	d		1818			1919					
Elsecar	d		1823			1924					
Wombwell	d		1827			1928					
Barnsley	d	1833	1843	1842	19c15	1934	1942	1942	2013		
Darton	d		1838			1939					
Wakefield Kirkgate	d	18c51	1900	1858	1932	1951	1958	1958	2028		
Normanton	d		18f56			1955					
Castleford	d		1904			1937	20g03		2032		
Woodlesford	d		19c15			1946	20e13		20f46		
Leeds	a	1931	1925	1925	19c52	1959	20e26	2018	2017	2049	2057

				SO	SX		FSO	FSX	FSX	
			▲						●	
Sheffield	d	2007	2018	2106	2109			2206	2324	
Meadowhall	d	2013	2024	2112	2115			2212	2330	
Chapelton	d		2019	2118	2121			2218	2336	
Elsecar	d		2024	2123	2126			2223	2341	
Wombwell	d		2028	2127	2130			2227	2345	
Barnsley	d	2034	2042	2133	2136			2233	2351	
Darton	d		2039	2138	2141			2238	2356	
Wakefield Kirkgate	d	2051	2058	2153	2153		2254	2254	00s10	
Normanton	d		2055	2157	2157		2259	2259		
Castleford	d		2103	2131	2205	2205	2235	2307	2321	
Woodlesford	d		2113	21c41	2215	2215	2244	2316	2330	
Leeds	a	21c27	21b17	2152	2229	2228	22c58	2330	2330	2344

Notes: appear at end.

Hallam Line

Sundays

Towards Leeds

			S	▲	▲	▲			
Sheffield	d	0839	1017	1039	1117	1216	1239	1317	
Meadowhall	d	0845	1023	1045	1123	1223	1246	1323	
Chapelton	d	0851		1051			1255		
Elsecar	d	0856		1056			1300		
Wombwell	d	0900		1100			1304		
Barnsley	d	0910	1037	1110	1137	1237	1310	1337	
Darton	d	0915		1115			1315		
Wakefield Kirkgate	d	0930	1056	1130	1156	1259	1330	1356	
Normanton	d	0934		1134			1334		
Castleford	d	0942	1042	1142		1242	1342	1442	
Woodlesford	d	0952	1051	1151		1252	1351	1451	
Leeds	a	1005	1104	1116	1205	1216	1304	1318	1404 1416 1504

		▲	▲	▲	▲	▲	▲	▲	▲
Sheffield	d	1417	1439	1517	1617	1639	1718	1817	1839
Meadowhall	d	1423	1445	1523	1623	1645	1724	1823	1845
Chapelton	d		1451			1651			1851
Elsecar	d		1456			1656			1856
Wombwell	d		1500			1700			1900
Barnsley	d	1437	1510	1537	1637	1710	1738	1837	1910
Darton	d		1515			1715			1915
Wakefield Kirkgate	d	1456	1530	1556	1656	1730	1757	1856	1930
Normanton	d		1534			1734			1934
Castleford	d		1542		1642	1742		1842	1944
Woodlesford	d		1551		1651	1751		1851	1953
Leeds	a	1516	1604	1616	1704	1716	1805	1816	1904 1916 2005

		▲	▲	▲	▲	▲	▲	▲	▲
Sheffield	d	1917	2017	2039	2239				
Meadowhall	d	1923	2023	2045	2245				
Chapelton	d			2051	2251				
Elsecar	d			2056	2256				
Wombwell	d			2100	2300				
Barnsley	d	1937	2037	2110	2310				
Darton	d			2115	2315				
Wakefield Kirkgate	d	1956	2056	2130	2330				
Normanton	d			2134	2334				
Castleford	d		2047	2142	2242	2342			
Woodlesford	d		2056	2151	2251	2352			
Leeds	a	2018	2108	2116	2204	2304	0005		

Monday to Saturdays

Towards Sheffield

		SX	SX	SX		SO	SX		
Leeds	d	0546		0605	0638	0700	0705	0728	0729 0740 0800
Woodlesford	d	0554			0646	0708		0736	0737 0808
Castleford	d	06a03			0657	07a17		0747	0748 08a17
Normanton	d				0703			0758	0757
Wakefield Kirkgate	d		0604	0621	0708		0725	0805	0805 07b56
Darton	d		0615		0719			0817	0816
Barnsley	a		0621	0637	0725		0741	0823	0823 0812
Wombwell	a		0627		0731			0829	0829
Elsecar	a		0630		0734			0832	0832
Chapelton	a		0636		0740			0838	0838
Meadowhall	a		0642	0652	0755b		07b55	0846	0846 0829
Sheffield	a		0655	0700	0758		0805	0856	0856 0840

Notes: appear at end.

Hallam Line

Mondays to Saturdays				Towards Sheffield												
Leeds	d	▲	0805	0833	0840	0900	▲	0905	0933	0940	1000	▲	1005	1033		
Woodlesford	d			0841		0908		0941			1008			1041		
Castleford	d			0852		09a17		0952			10a17			1052		
Normanton	d			0858				10f00						1058		
Wakefield Kirkgate	d	0823	0905	0856			0923	1005	0956			1023		1105		
Darton	d			0916				1016						1116		
Barnsley	a	0839	0923	0912			0939	1023	1012			1039		1123		
Wombwell	a			0929				1029						1129		
Elsecar	a			0932				1032						1132		
Chapelton	a			0938				1038						1138		
Meadowhall	a	0854	0946	0929			0954	1046	1029			1054		1146		
Sheffield	a	0902	0956	0937			1002	1056	1037			1102		1157		
Leeds	d			▲	1040	1100	1105	1133	1140	1200	▲	1205	SX	SO		
Woodlesford	d				1108		1141			1208			1241	1241		
Castleford	d				11a17		1152			12a17			1252	1252		
Normanton	d						1158						1258	1258		
Wakefield Kirkgate	d	1056				1123	1205	1156			1223	1308	1305	1256		
Darton	d						1216					1319	1316			
Barnsley	a	1112				1139	1223	1212			1239	1325	1323	1312		
Wombwell	a						1229					1331	1329			
Elsecar	a						1232					1334	1332			
Chapelton	a						1238					1340	1338			
Meadowhall	a	1129				1154	1246	1229			1254	1348	1346	1329		
Sheffield	a	1137				1202	1256	1237			1302	1357	1356	1337		
Leeds	d			▲	1300	13c06	1333	1340	1400	▲	1405	1433	1440	1500	▲	1505
Woodlesford	d				1308		1341		1408			1441		1508		
Castleford	d				13a17		1352		14a17			1452		15c18		
Normanton	d						1358					1458				
Wakefield Kirkgate	d					1323	1405	1356		1423	1505	1456		1523		
Darton	d						1416					1516				
Barnsley	a					1339	1423	1412		1439	1523	1512		1539		
Wombwell	a						1429				1529					
Elsecar	a						1432				1532					
Chapelton	a						1438				1538					
Meadowhall	a					1354	1446	1429		1454	1546	1529		1554		
Sheffield	a					1402	1456	1437		1502	1556	1537		1602		
Leeds	d			▲	1533	1540	1600	1605	1633	1633	1640	1705	1716	1733		
Woodlesford	d				1541		1608		1641	1641			1724	1741		
Castleford	d				1552		16a17		1652	1652			17b35	1752		
Normanton	d				1558				1658	1658		1718		1758		
Wakefield Kirkgate	d	1605	1556				1623	1709	1705	1656	1723			1805		
Darton	d				1616			1720	1716					1816		
Barnsley	a	1623	1612				1639	1726	1723	1712	1739			1823		
Wombwell	a							1732	1729					1829		
Elsecar	a							1735	1732					1832		
Chapelton	a							1741	1738					1838		
Meadowhall	a	1646	1629				1654	1748	1746	1727	1754			1847		
Sheffield	a	1656	16f39				1702	1757	1757	1737	18c03			1856		

Notes: appear at end.

Hallam Line

Mondays to Saturdays										Towards Sheffield		
				A	SX	SO	SO	SX	SO	A	SX	
Leeds	d	1740	1800	1805	1833	1833	1840	1840	1859	1905	1912	
Woodlesford	d		1808		1841	1841			1908		1920	
Castleford	d		18a17		1852	1852			19a17		19a29	
Normanton	d				1900	1858						
Wakefield Kirkgate	d	1756		1823	1905	1905	1856	1858		1924		
Darton	d				1918	1916						
Barnsley	a	1812		1839	1925	1923	1912	1914		1940		
Wombwell	a				1931	1929						
Elsecar	a				1935	1932						
Chapeltown	a				1940	1938						
Meadowhall	a	1829		1854	1947	1947	1929	1934		1954		
Sheffield	a	1838		1903	1958	1956	1939	1942		2002		

								SX	SO	SX	
Leeds	d	1938	1945	2005	2030	2037	2105	2137	2205	2207	2237
Woodlesford	d	1946		2013		2045	2113	2145	2213	2215	2245
Castleford	d	1957		20a22		2056	21a22	2156	22a24	22a26	2256
Normanton	d	2003				2102		2202			2302
Wakefield Kirkgate	d	2010	2001		20c47	2107		2207			2310
Darton	d	2021				2118		2221			2324
Barnsley	a	2028	2017		2102	2124		2227			2331
Wombwell	a	2033				2130		2233			2336
Elsecar	a	2037				2133		2236			2340
Chapeltown	a	2042				2139		2242			2345
Meadowhall	a	2048	2035		21c19	2147		2248			2351
Sheffield	a	20b58	20b43		2130	21c56		2259			0002

SO

Leeds	d	2237								
Woodlesford	d	2245								
Castleford	d	2256								
Normanton	d	2301								
Wakefield Kirkgate	d	23a10								
Darton	d									
Barnsley	a									
Wombwell	a									
Elsecar	a									
Chapeltown	a									
Meadowhall	a									
Sheffield	a									

Sundays

			▲	▲	▲	▲	▲	▲	▲		
Leeds	d	0834	0905	0930	1002	1017	1105	1117	1205	1217	1305
Woodlesford	d	0842		0938		1025		1125		1225	
Castleford	d	0853		09a46		1036		11a33		1236	
Normanton	d	0858				1041				1241	
Wakefield Kirkgate	d	0903	0921		1018	1046	1121		1221	1246	1321
Darton	d	0917				1100				1300	
Barnsley	a	0924	0940		1037	1108	1140		1240	1306	1340
Wombwell	a	0929				1117				1312	
Elsecar	a	0933				1120				1315	
Chapeltown	a	0938				1126				1321	
Meadowhall	a	0944	0957		1053	1134	1156		1254	1326	1355
Sheffield	a	0955	1004		1102	1144	1203		1304	1337	1405

Notes: appear at end.

Hallam Line

Sundays

Towards Sheffield

			▲		▲		▲		▲		▲
Leeds	d	1317	1405	1417	1505	1517	1605	1617	1705	1717	1803
Woodlesford	d	1325		1425		1525		1625		1725	
Castleford	d	13a33		1436		15a33		1636		17a33	
Normanton	d			1441				1641			
Wakefield Kirkgate	d		1421	1446	1521		1622	1649	1722		1822
Darton	d			1500				1703			
Barnsley	a		1440	1507	1540		1641	1709	1741		1841
Wombwell	a			1517				1717			
Elsecar	a			1520				1720			
Chapelton	a			1526				1726			
Meadowhall	a		1454	1535	1555		1656	1734	1755		1857
Sheffield	a		1506	1544	1605		1705	1744	1805		1904

			▲								
Leeds	d	1817	1905	1917	2022	2117	2217				
Woodlesford	d	1825		1925	2030	2125	2225				
Castleford	d	1836		19a35	2041	21a33	2236				
Normanton	d	1841			2046		2241				
Wakefield Kirkgate	d	1846	1921		2051		2246				
Darton	d	1900			2105		2300				
Barnsley	a	1907	1940		2112		2307				
Wombwell	a	1917			2117		2317				
Elsecar	a	1920			2121		2320				
Chapelton	a	1926			2126		2326				
Meadowhall	a	1934	1954		2133		2334				
Sheffield	a	1943	2004		2143		2343				

Notes: a Arrive. d Depart.

b 1 minute later on Saturdays.

c 1 minute earlier on Saturdays.

e 2 minutes later on Saturdays.

f 2 minutes earlier on Saturdays.

g 3 minutes later on Saturdays.

h 3 minutes earlier on Saturdays.

s Stops to set down only.

▲ Through train to or from Nottingham.

■ Through train from Retford.

● Through train to Wakefield Westgate.

◆ Through train from Chesterfield.

S Through train to Carlisle.

FSO Fridays and Saturdays only.

FSX Fridays and Saturdays excepted.

SO Saturdays only.

SX Saturdays excepted.

Passengers are advised to allow a minimum connecting time of 10 minutes between trains at Leeds station.

Harrogate Line

Mondays to Fridays

Towards Leeds

GR										
York	d					0649				0754
Poppleton	d					0654				0759
Hammerton	d					0702				0807
Cattal	d									0811
Knaresborough	d		0657			0719	0742	0757		0819 0855
Starbeck	d		0701			0722	0745	0800		0823 0858
Harrogate	a		0705			0729	0750	0805		0827 0903
Harrogate	d	0605	0625	0707	0734	0740	0751	0806	0815	0829 0904
Hornbeam Park	d	0608	0627	0710		0742	0754		0817	0832 0907
Pannal	d	0613	0632	0715		0747	0759		0823	0837
Weeton	d	0619	0638	0721		0752	0804		0828	0843
Horsforth	d	0628	0646	0730	07u53	0800	0813	0823	0836	0851 0922
Headingley	d	0633	0651	0735		0804	0817	0827	0841	0856 0926
Burley Park	d	0636	0653	0738		0807	0820	0830	0843	0858 0929
Leeds	a	0644	0701	0746	0806	0816	0830	0840	0852	0908 0937
York	d	0847	0911		1011		1111		1211	1311
Poppleton	d	0852	0916		1016		1116		1216	1316
Hammerton	d	0859	0924		1024		1124		1224	1324
Cattal	d	0903	0927		1027		1127		1227	1327
Knaresborough	d	0911	0936	1006	1036	1106	1136	1206	1236	1306 1336
Starbeck	d	0915	0939	1009	1039	1109	1139	1209	1239	1309 1339
Harrogate	a	0919	0944	1014	1044	1114	1144	1214	1244	1314 1344
Harrogate	d	0921	0945	1015	1045	1115	1145	1215	1245	1315 1345
Hornbeam Park	d	0923	0948	1018	1048	1118	1148	1218	1248	1318 1348
Pannal	d	0928	0953	1023	1053	1123	1153	1223	1253	1323 1353
Weeton	d	0933	0958	1028	1058	1128	1158	1228	1258	1328 1358
Horsforth	d	0941	1007	1037	1107	1137	1207	1237	1307	1337 1407
Headingley	d	0945	1011	1041	1111	1141	1211	1241	1311	1341 1411
Burley Park	d	0948	1014	1044	1114	1144	1214	1244	1314	1344 1414
Leeds	a	0957	1022	1052	1122	1152	1222	1252	1322	1352 1422
York	d		1411		1511		1611		1704	1729
Poppleton	d		1416		1516		1616		1709	1737
Hammerton	d		1424		1524		1624		1717	1745
Cattal	d		1427		1527		1627		1727	1749
Knaresborough	d	1406	1436	1506	1536	1606	1636	1706	1735	1757
Starbeck	d	1409	1439	1509	1539	1609	1639	1709	1739	1801
Harrogate	a	1414	1444	1514	1544	1614	1644	1714	1743	1806
Harrogate	d	1415	1445	1515	1545	1615	1645	1715	1745	1807
Hornbeam Park	d	1418	1448	1518	1548	1618	1648	1718	1747	1809
Pannal	d	1423	1453	1523	1553	1623	1653	1723	1753	1815
Weeton	d	1428	1458	1528	1558	1628	1658	1728	1758	1820
Horsforth	d	1437	1507	1537	1607	1637	1707	1737	1806	1828 1835
Headingley	d	1441	1511	1541	1611	1641	1711	1741	1811	1839
Burley Park	d	1444	1514	1544	1614	1644	1714	1744	1813	1841
Leeds	a	1452	1522	1552	1622	1652	1722	1752	1822	1841 1851

Notes: a Arrive. d Depart.

u Stops to pick up only.

GR Operated by Virgin Trains East Coast. Through train to or from London.

Passengers are advised to allow a minimum connecting time of 10 minutes between trains at Leeds station. All trains in this timetable are operated by Northern, except where otherwise stated.

Harrogate Line

Mondays to Fridays

Towards Leeds

York	d	1805		1913	2011	2112	2211		
Poppleton	d	1810		1918	2016	2117	2216		
Hammerton	d	1818		1926	2024	2125	2224		
Cattal	d	1825		1929	2027	2128	2228		
Knaresborough	d	1810	1834	1906	1938	2036	2137	2237	
Starbeck	d	1813	1837	1909	1941	2039	2140	2241	
Harrogate	a	1818	1842	1914	1946	2044	2145	2246	
Harrogate	d	1824	1843	1915	1947	2045	2146	2248	
Hornbeam Park	d	1826	1846	1918	1950	2048	2149	2250	
Pannal	d	1832	1851	1923	1955	2053	2154	2256	
Weeton	d	1837	1856	1928	2000	2058	2159	2301	
Horsforth	d	1845	1905	1937	2009	2107	2208	2310	
Headingley	d	1850	1909	1941	2013	2111	2212	2315	
Burley Park	d	1852	1912	1944	2016	2114	2215	2317	
Leeds	a	1901	1924	1952	2024	2122	2223	2326	

Saturday

Towards Leeds

GR

York	d		0652			0756		0843	0911
Poppleton	d		0657			0801		0848	0916
Hammerton	d		0705			0809		0856	0924
Cattal	d		0708			0812		0900	0927
Knaresborough	d	0647	0720	0750		0821	0850	0908	0936
Starbeck	d	0650	0723	0753		0824	0853	0912	0939
Harrogate	a	0655	0728	0758		0829	0858	0916	0944
Harrogate	d	0605	0656	0729	0759	0813	0830	0859	0918
Hornbeam Park	d	0607	0659	0732	0802		0833	0902	0920
Pannal	d	0613	0704	0737	0807		0838	0907	0926
Weeton	d	0618	0709	0742	0812		0843	0912	0931
Horsforth	d	0627	0718	0751	0821		0852	0921	0939
Headingley	d	0632	0722	0755	0825		0856	0925	0944
Burley Park	d	0635	0725	0758	0828		0859	0928	0946
Leeds	a	0643	0733	0806	0836	0845	0907	0936	0955

York	d	1011		1111		1211		1311	1411
Poppleton	d	1016		1116		1216		1316	1416
Hammerton	d	1024		1124		1224		1324	1424
Cattal	d	1027		1127		1227		1327	1427
Knaresborough	d	1036	1106	1136	1206	1236	1305	1336	1406
Starbeck	d	1039	1109	1139	1209	1239	1308	1339	1409
Harrogate	a	1044	1114	1144	1214	1244	1313	1344	1414
Harrogate	d	1045	1115	1145	1215	1245	1314	1345	1415
Hornbeam Park	d	1048	1118	1148	1218	1248	1317	1348	1418
Pannal	d	1053	1123	1153	1223	1253	1322	1353	1423
Weeton	d	1058	1128	1158	1228	1258	1327	1358	1428
Horsforth	d	1107	1137	1207	1237	1307	1336	1407	1437
Headingley	d	1111	1141	1211	1241	1311	1340	1411	1441
Burley Park	d	1114	1144	1214	1244	1314	1343	1414	1444
Leeds	a	1122	1152	1222	1252	1322	1351	1422	1452

Notes: a Arrive. d Depart.

GR Operated by Virgin Trains East Coast. Through train to or from London.

Passengers are advised to allow a minimum connecting time of 10 minutes between trains at Leeds station.

All trains in this timetable are operated by Northern, except where otherwise stated.

Harrogate Line

Saturday		Towards Leeds									
York	d	1511		1611		1704	1728		1811	1913	2011
Poppleton	d	1516		1616		1709	1736		1817	1918	2016
Hammerton	d	1524		1624		1717	1744		1824	1926	2024
Cattal	d	1527		1627		1726	1747		1828	1929	2027
Knaresborough	d	1536	1605	1636	1706	1734	1756	1804	1836	1938	2037
Starbeck	d	1539	1608	1639	1709	1738	1759	1811	1840	1941	2040
Harrogate	a	1544	1613	1644	1714	1742	1804	1816	1845	1946	2045
Harrogate	d	1545	1614	1645	1715	1744	1805	1817	1845	1947	2046
Hornbeam Park	d	1548	1617	1648	1718	1746	1808	1820	1849	1950	2049
Pannal	d	1553	1622	1653	1723	1752	1813	1825	1854	1955	2054
Weeton	d	1558	1627	1658	1728	1757	1818	1830	1859	2000	2059
Horsforth	d	1607	1636	1707	1737	1805	1827	1839	1907	2009	2108
Headingley	d	1611	1640	1711	1741	1810	1831	1843	1912	2013	2112
Burley Park	d	1614	1643	1714	1744	1812	1834	1846	1915	2016	2115
Leeds	a	1622	1651	1722	1751	1821	1842	1854	1923	2024	2123

York	d	2112	2157								
Poppleton	d	2117	2202								
Hammerton	d	2125	2210								
Cattal	d	2128	2213								
Knaresborough	d	2137	2222								
Starbeck	d	2140	2225								
Harrogate	a	2145	2230								
Harrogate	d	2146	2236								
Hornbeam Park	d	2149	2238								
Pannal	d	2154	2244								
Weeton	d	2159	2249								
Horsforth	d	2208	2257								
Headingley	d	2212	2302								
Burley Park	d	2215	2304								
Leeds	a	2223	2313								

Sundays

York	d					1114			1217		1318
Poppleton	d					1118			1221		1325
Hammerton	d					1126			1229		1332
Cattal	d					1129			1232		1336
Knaresborough	d					1142			1242		1344
Starbeck	d					1145			1245		1348
Harrogate	a					1150			1250		1352
Harrogate	d		0953		1053	1153			1253		1353
Hornbeam Park	d		0956		1056	1156			1256		1356
Pannal	d		1000		1100	1200			1300		1401
Weeton	d		1005		1105	1205			1305		1406
Horsforth	d	0944	1014	1044	1114	1145	1214	1244	1314	1344	1414
Headingley	d	0948	1018	1048	1118	1149	1218	1248	1318	1348	1418
Burley Park	d	0950	1020	1050	1120	1151	1220	1250	1320	1350	1420
Leeds	a	1000	1031	1100	1129	1201	1228	1300	1330	1400	1430

Notes: a Arrive. d Depart.

GR Operated by Virgin Trains East Coast. Through train to or from London.

Passengers are advised to allow a minimum connecting time of 10 minutes between trains at Leeds station.

All trains in this timetable are operated by Northern, except where otherwise stated.

Harrogate Line

Sundays

Towards Leeds

											GR	
York	d	1418			1517		1617				1718	1817
Poppleton	d	1422			1521		1621				1723	1821
Hammerton	d	1429			1529		1629				1730	1829
Cattal	d	1433			1532		1632				1734	1832
Knarborough	d	1442			1542		1641				1743	1842
Starbeck	d	1445			1545		1644				1747	1845
Harrogate	a	1450			1550		1649				1751	1850
Harrogate	d	1452			1553		1652	1707			1753	1853
Hornbeam Park	d	1455			1555		1655				1756	1856
Pannal	d	1459			1600		1659				1801	1900
Weeton	d	1504			1605		1704				1806	1905
Horsforth	d	1444	1513	1544	1613	1644	1713		1745	1814	1914	
Headingley	d	1448	1517	1548	1617	1648	1717		1749	1818	1918	
Burley Park	d	1450	1519	1550	1620	1650	1719		1751	1821	1920	
Leeds	a	1500	1529	1600	1630	1700	1730	1733	1801	1830	1930	

York	d	1917	2017	2127								
Poppleton	d	1922	2021	2131								
Hammerton	d	1929	2029	2139								
Cattal	d	1933	2032	2142								
Knarborough	d	1942	2042	2151								
Starbeck	d	1945	2045	2154								
Harrogate	a	1950	2050	2159								
Harrogate	d	1952	2053	2202	2312							
Hornbeam Park	d	1955	2056	2204	2315							
Pannal	d	1959	2100	2209	2319							
Weeton	d	2004	2105	2214	2324							
Horsforth	d	2013	2114	2223	2333							
Headingley	d	2017	2118	2227	2337							
Burley Park	d	2019	2120	2230	2339							
Leeds	a	2029	2130	2239	2349							

Mondays to Fridays

Towards York

Leeds	d	0609	0631	0714	0743	0801	0830	0859	0929	0959	1029
Burley Park	d	0614	0636	0719	0748	0806	0835	0904	0934	1004	1034
Headingley	d	0617	0639	0722	0751	0809	0838	0907	0937	1007	1037
Horsforth	d	0622	0644	0727	0756	0814	0843	0912	0942	1012	1042
Weeton	d	0630	0653	0735	0804	0822	0851	0920	0950	1020	1050
Pannal	d	0636	0659	0741	0810	0828	0857	0926	0956	1026	1056
Hornbeam Park	d	0641	0704	0746	0815	0833	0902	0931	1001	1031	1101
Harrogate	a	0644	0707	0751	0818	0836	0905	0934	1004	1034	1104
Harrogate	d	0646	0708	0751	0820	0838	0907	0936	1006	1036	1106
Starbeck	d	0650	0713	0755	0824	0842	0911	0940	1010	1040	1110
Knarborough	a	0654	0718	0759	0829	0849	0916	0947	1015	1047	1115
Cattal	d	0703	0727	0808	0838		0925		1024		1124
Hammerton	d	0706	0731	0812	0842		0928		1028		1128
Poppleton	d	0714	0739	0820	0849		0936		1036		1136
York	a	0725	0747	0832	0858		0946		1045		1144

Notes: a Arrive. d Depart.

GR Operated by Virgin Trains East Coast. Through train to or from London.

Passengers are advised to allow a minimum connecting time of 10 minutes between trains at Leeds station. All trains in this timetable are operated by Northern, except where otherwise stated.

Harrogate Line

Mondays to Fridays				Towards York							
Leeds	d	1059	1129	1159	1229	1259	1329	1359	1429	1459	1529
Burley Park	d	1104	1134	1204	1234	1304	1334	1404	1434	1504	1534
Headingley	d	1107	1137	1207	1237	1307	1337	1407	1437	1507	1537
Horsforth	d	1112	1142	1212	1242	1312	1342	1412	1442	1512	1542
Weeton	d	1120	1150	1220	1250	1320	1350	1420	1450	1520	1550
Pannal	d	1126	1156	1226	1256	1326	1356	1426	1456	1526	1556
Hornbeam Park	d	1131	1201	1231	1301	1331	1401	1431	1501	1531	1601
Harrogate	a	1134	1204	1234	1304	1334	1404	1434	1504	1534	1604
Harrogate	d	1136	1206	1236	1306	1336	1406	1436	1506	1536	1606
Starbeck	d	1140	1210	1240	1310	1340	1410	1440	1510	1540	1610
Knaresborough	a	1147	1215	1247	1315	1347	1415	1447	1515	1547	1615
Cattal	d		1224		1324		1424		1524		1624
Hammerton	d		1228		1328		1428		1528		1628
Poppleton	d		1236		1336		1436		1536		1636
York	a		1245		1345		1445		1545		1645
Leeds	d	1559	1629	1642	1659	1713	1729	1743	1759	1813	1829
Burley Park	d	1604	1634	1647	1704	1718	1734	1748	1804	1817	1834
Headingley	d	1607	1637	1650	1707	1721	1737	1751	1807	1820	1837
Horsforth	d	1612	1643	16a56	1712	1726	1742	1756	1812	18a26	1842
Weeton	d	1620	1651		1720	1734	1750	1804	1820		1850
Pannal	d	1626	1657		1726	1740	1756	1810	1826		1856
Hornbeam Park	d	1631	1702		1731	1745	1801	1815	1831		1901
Harrogate	a	1634	1705		1734	1748	1804	1818	1834		1904
Harrogate	d	1636	1707		1736	1750	1806	1820	1836		1906
Starbeck	d	1640	1711		1740	1754	1810	1824	1840		1910
Knaresborough	a	1647	1715		1747	1800	1814	1829	1847		1915
Cattal	d		1724				1823	1845			1925
Hammerton	d		1727				1826	1849			1929
Poppleton	d		1735				1834	1856			1937
York	a		1745				1846	1904			1945
GR											
Leeds	d	1859	1930	1959	2029	2129	2238	2332			
Burley Park	d	1904	1935		2034	2134	2243	2337			
Headingley	d	1907	1938		2037	2137	2246	2340			
Horsforth	d	1912	1943		2042	2142	2251	2345			
Weeton	d	1920	1951		2050	2150	2300	2353			
Pannal	d	1926	1957		2056	2156	2306	2359			
Hornbeam Park	d	1931	2002		2101	2201	2311	0005			
Harrogate	a	1934	2005	2025	2104	2204	2317	0012			
Harrogate	d	1936	2007		2106	2206					
Starbeck	d	1940	2011		2110	2210					
Knaresborough	a	1947	2016		2115	2216					
Cattal	d		2025		2124						
Hammerton	d		2029		2128						
Poppleton	d		2037		2136						
York	a		2045		2144						

Notes: a Arrive. d Depart.

GR Operated by Virgin Trains East Coast. Through train to or from London.

Passengers are advised to allow a minimum connecting time of 10 minutes between trains at Leeds station.

All trains in this timetable are operated by Northern, except where otherwise stated.

Harrogate Line

Saturday		Towards York									
Leeds	d	0610	0636	0713	0741	0755	0829	0859	0929	0959	1029
Burley Park	d	0615	0641	0718	0746	0800	0834	0904	0934	1004	1034
Headingley	d	0618	0644	0721	0749	0803	0837	0907	0937	1007	1037
Horsforth	d	0623	0649	0726	0754	0808	0842	0912	0942	1012	1042
Weeton	d	0631	0657	0734	0802	0816	0850	0920	0950	1020	1050
Pannal	d	0637	0703	0740	0808	0822	0856	0926	0956	1026	1056
Hornbeam Park	d	0642	0708	0745	0813	0827	0901	0931	1001	1031	1101
Harrogate	a	0645	0711	0748	0816	0830	0904	0934	1004	1034	1104
Harrogate	d	0647	0713	0749	0818	0832	0906	0936	1006	1036	1106
Starbeck	d	0652	0718	0754	0822	0836	0910	0940	1010	1040	1110
Knaresborough	a	0656	0722	0759	0826	0843	0915	0947	1015	1047	1115
Cattal	d	0705	0731	0807	0835		0924		1024		1124
Hammerton	d	0709	0735	0811	0839		0928		1028		1128
Poppleton	d	0717	0743	0819	0847		0936		1036		1136
York	a	0726	0750	0827	0859		0945		1045		1144
<hr/>											
Leeds	d	1059	1129	1159	1229	1259	1329	1359	1429	1459	1529
Burley Park	d	1104	1134	1204	1234	1304	1334	1404	1434	1504	1534
Headingley	d	1107	1137	1207	1237	1307	1337	1407	1437	1507	1537
Horsforth	d	1112	1142	1212	1242	1312	1342	1412	1442	1512	1542
Weeton	d	1120	1150	1220	1250	1320	1350	1420	1450	1520	1550
Pannal	d	1126	1156	1226	1256	1326	1356	1426	1456	1526	1556
Hornbeam Park	d	1131	1201	1231	1301	1331	1401	1431	1501	1531	1601
Harrogate	a	1134	1204	1234	1304	1334	1404	1434	1504	1534	1604
Harrogate	d	1136	1206	1236	1306	1336	1406	1436	1506	1536	1606
Starbeck	d	1140	1210	1240	1310	1340	1410	1440	1510	1540	1610
Knaresborough	a	1147	1215	1247	1315	1347	1415	1447	1515	1547	1615
Cattal	d		1224		1324		1424		1524		1624
Hammerton	d		1228		1328		1428		1528		1628
Poppleton	d		1236		1336		1436		1536		1636
York	a		1244		1344		1444		1544		1644
<hr/>											
											GR
Leeds	d	1559	1629	1659	1713	1729	1759	1829	1930	1959	2029
Burley Park	d	1604	1634	1703	1717	1734	1804	1834	1935		2034
Headingley	d	1607	1637	1707	1721	1737	1807	1837	1938		2037
Horsforth	d	1612	1642	1712	1726	1742	1812	1842	1943		2042
Weeton	d	1620	1650	1720	1734	1750	1820	1850	1951		2050
Pannal	d	1626	1656	1726	1740	1756	1826	1856	1957		2056
Hornbeam Park	d	1631	1701	1731	1745	1801	1831	1901	2002		2101
Harrogate	a	1634	1704	1734	1748	1804	1834	1904	2005	2025	2104
Harrogate	d	1636	1706	1736	1750	1806	1836	1906	2007		2106
Starbeck	d	1640	1710	1740	1754	1810	1840	1910	2011		2110
Knaresborough	a	1647	1714	1747	1801	1815	1847	1915	2016		2115
Cattal	d		1722			1824		1925	2025		2123
Hammerton	d		1726			1828		1929	2029		2127
Poppleton	d		1734			1836		1937	2037		2135
York	a		1744			1844		1945	2045		2143

Notes: a Arrive. d Depart.

GR Operated by Virgin Trains East Coast. Through train to or from London.

Passengers are advised to allow a minimum connecting time of 10 minutes between trains at Leeds station.

All trains in this timetable are operated by Northern, except where otherwise stated.

Harrogate Line

Saturday

Towards York

Leeds	d	2120	2233	2322						
Burley Park	d	2125	2238	2327						
Headingley	d	2128	2241	2330						
Horsforth	d	2133	2246	2335						
Weeton	d	2141	2254	2343						
Pannal	d	2147	2300	2349						
Hornbeam Park	d	2152	2305	2355						
Harrogate	a	2155	2311	0001						
Harrogate	d	2157								
Starbeck	d	2201								
Knaresborough	a	2208								
Cattal	d									
Hammerton	d									
Poppleton	d									
York	a									

Sundays

Leeds	d	0922	0954	1022	1054	1123	1154	1222	1254	1322	1354
Burley Park	d	0927	0959	1027	1059	1128	1159	1227	1259	1327	1359
Headingley	d	0929	1001	1029	1101	1130	1201	1229	1301	1329	1401
Horsforth	d	09a35	1007	10a35	1107	11a36	1207	12a35	1307	13a35	1407
Weeton	d		1014		1114		1214		1314		1414
Pannal	d		1020		1120		1220		1320		1420
Hornbeam Park	d		1025		1125		1225		1325		1425
Harrogate	a		1031		1128		1228		1328		1428
Harrogate	d		1048		1130		1233		1333		1429
Starbeck	d		1051		1134		1236		1336		1433
Knaresborough	a		1057		1139		1242		1342		1438
Cattal	d		1105		1149		1253		1355		1453
Hammerton	d		1109		1152		1256		1359		1456
Poppleton	d		1116		1159		1303		1406		1503
York	a		1125		1204		1310		1413		1509

Leeds	d	1422	1454	1522	1554	1622	1654	1723	1754	1854	1954
Burley Park	d	1427	1459	1527	1559	1627	1659	1728	1759	1900	1959
Headingley	d	1429	1501	1529	1601	1629	1701	1730	1801	1902	2001
Horsforth	d	14a35	1507	15a35	1607	16a35	1707	17a35	1807	1908	2007
Weeton	d		1514		1614		1714		1814		1915
Pannal	d		1520		1620		1720		1820		1921
Hornbeam Park	d		1525		1625		1725		1825		1926
Harrogate	a		1528		1628		1728		1828		1929
Harrogate	d		1533		1633		1733		1833		1933
Starbeck	d		1536		1636		1736		1836		1936
Knaresborough	a		1542		1642		1742		1842		1942
Cattal	d		1552		1652		1753		1852		1953
Hammerton	d		1555		1655		1756		1855		1956
Poppleton	d		1602		1702		1803		1902		2003
York	a		1609		1707		1810		1908		2008

Notes: a Arrive. d Depart.

GR Operated by Virgin Trains East Coast. Through train to or from London.

Passengers are advised to allow a minimum connecting time of 10 minutes between trains at Leeds station. All trains in this timetable are operated by Northern, except where otherwise stated.

Harrogate Line

Sundays

Towards York

		GR			
Leeds	d	2034	2119	2230	2323
Burley Park	d		2124	2235	2328
Headingley	d		2126	2237	2330
Horsforth	d		2132	2243	2336
Weeton	d		2140	2250	2343
Pannal	d		2146	2256	2349
Hornbeam Park	d		2151	2301	2354
Harrogate	a	2100	2154	2307	2359
Harrogate	d		2156		
Starbeck	d		2200		
Knaresborough	a		2205		
Cattal	d				
Hammerton	d				
Poppleton	d				
York	a				

Notes: a Arrive. d Depart.

GR Operated by Virgin Trains East Coast. Through train to or from London.

Passengers are advised to allow a minimum connecting time of 10 minutes between trains at Leeds station.

All trains in this timetable are operated by Northern, except where otherwise stated.

Huddersfield Line

A new timetable will be issued from 24 October 2016 when the leaf-fall timetable on the Huddersfield Line is introduced. Please visit www.tpexpress.co.uk or pick up a new timetable in September.

Huddersfield Line - 15 May to 23 October 2016

Mondays to Fridays			Towards Leeds/Wakefield									
			TP MO	TP MX	NT	TP	TP	NT	NT	TP	TP	NT
Liverpool Lime Street	d											
Manchester Oxford Road	d											
Manchester Airport	d	23p20	23p15		0422	0530						
Manchester Piccadilly	d	23p46	23p34		0437	0547			0615	0626		
Manchester Victoria	d		23p51									
Ashton-under-Lyne	d											
Stalybridge	d					0600			0627			
Mossley	d											
Greenfield	d											
Marsden	d							0615				
Slaithwaite	d							0619				
Huddersfield	a	0020	0050		0536	0617		0626		0645	0654	
Huddersfield	d	0021	0052	0531	0540	0618	0627	0631	0646	0655		
Deighton	d			0535			0631	0635				
Brighouse	d											0702
Mirfield	d			0540			0636	0640				0709
Wakefield Kirkgate	a			0556				0653				
Wakefield Westgate	a			0602				0703				
Ravensthorpe	d						0639					0712
Dewsbury	d	0030				0627	0643		0655	0705		0716
Batley	d						0646					0719
Morley	d						0652					0725
Cottingley	d						0655					0728
Leeds	a	0043	0115		0559	0642	0703		0708	0718		0737
York	a	0113	0207		0624	0706			0737			

			NT	GC	TP	TP	NT	NT	NT	TP	TP	NT
Liverpool Lime Street	d				0612					0622		
Manchester Oxford Road	d									0707		
Manchester Airport	d				0634						0706	
Manchester Piccadilly	d				0657				0712	0726		
Manchester Victoria	d			0646				0657				
Ashton-under-Lyne	d							0707				
Stalybridge	d	0641		0658				0712	0725			
Mossley	d	0645						0716				
Greenfield	d	0649						0720				
Marsden	d	0658										
Slaithwaite	d	0702										
Huddersfield	a	0710		0716	0726			0738	0742	0754		
Huddersfield	d			0717	0727	0731	0735		0746	0755		
Deighton	d					0735	0739					
Brighouse	d		0719									0756
Mirfield	d		0727			0740	0744					0805
Wakefield Kirkgate	a		0743				0801					
Wakefield Westgate	a						0809					
Ravensthorpe	d					0743						0808
Dewsbury	d			0726		0747			0755	0804		0812
Batley	d					0750						0815
Morley	d					0756						0821
Cottingley	d					0800						0825
Leeds	a			0739	0747	0808			0810	0817		0834
York	a			0806	0812				0838	0843		

Notes: appear at end.

Huddersfield Line - 15 May to 23 October 2016

Mondays to Fridays			Towards Leeds/Wakefield									
			NT	GC	TP	NT	TP	TP	NT	NT	TP	TP
Liverpool Lime Street	d						0712				0715	
Manchester Oxford Road	d										0806	
Manchester Airport	d							0732				0806
Manchester Piccadilly	d			0740				0757			0811	0826
Manchester Victoria	d	0726			0726	0751			0757			
Ashton-under-Lyne	d	0736								0807		
Stalybridge	d	0741		0752						0812	0825	
Mossley	d									0816		
Greenfield	d									0820		
Marsden	d	0754								0829		
Slaithwaite	d	0759								0833		
Huddersfield	a	0808		0811		0820	0826			0842	0845	0854
Huddersfield	d			0812		0821	0827	0831			0846	0855
Deighton	d							0835				
Brighouse	d		0816		0829							
Mirfield	d		0824		0836				0840			
Wakefield Kirkgate	a		0839						0901			
Wakefield Westgate	a								0909			
Ravensthorpe	d				0839							
Dewsbury	d			0823	0843						0855	
Batley	d				0846							
Morley	d				0852							
Cottingley	d				0855							
Leeds	a			0836	0904	0840	0846				0909	0915
York	a					0906	0912				0936	0940
			NT	TP	NT	TP	TP	NT	NT	TP	TP	NT
Liverpool Lime Street	d					0812				0822		
Manchester Oxford Road	d									0907		
Manchester Airport	d						0834				0906	
Manchester Piccadilly	d		0841			0857			0911	0926		
Manchester Victoria	d			0826	0851			0857				
Ashton-under-Lyne	d							0907				
Stalybridge	d		0854					0912	0925			
Mossley	d							0916				
Greenfield	d							0920				
Marsden	d							0929				
Slaithwaite	d							0933				
Huddersfield	a		0912		0920	0926		0942	0945	0954		
Huddersfield	d	0859	0913		0921	0927	0931		0946	0955	0959	
Deighton	d	0903					0935				1003	
Brighouse	d			0929								
Mirfield	d	0908		0936			0940					1008
Wakefield Kirkgate	a						1001					
Wakefield Westgate	a						1009					
Ravensthorpe	d	0911										1011
Dewsbury	d	0915	0923	0942					0955			1015
Batley	d	0918		0945								1018
Morley	d	0924		0951								1024
Cottingley	d			0954								
Leeds	a	0934	0936	1003	0940	0946			1008	1015	1034	
York	a				1006	1012			1036	1040		

Notes: appear at end.

Huddersfield Line - 15 May to 23 October 2016

Mondays to Fridays			Towards Leeds/Wakefield									
			TP	NT	TP	TP	NT	NT	GC	TP	TP	NT
Liverpool Lime Street	d				0912					0922		
Manchester Oxford Road	d									1007		
Manchester Airport	d					0933					1006	
Manchester Piccadilly	d	0941				0957				1011	1026	
Manchester Victoria	d		0926	0951			0957					
Ashton-under-Lyne	d						1007					
Stalybridge	d	0954					1012			1025		
Mossley	d						1016					
Greenfield	d						1020					
Marsden	d						1029					
Slaithwaite	d						1033					
Huddersfield	a	1012		1020	1026		1042			1045	1054	
Huddersfield	d	1013		1021	1027	1031				1046	1055	1059
Deighton	d					1035						1103
Brighouse	d		1029					1048				
Mirfield	d		1036				1040		1057			1108
Wakefield Kirkgate	a					1101		1111				
Wakefield Westgate	a					1109						
Ravensthorpe	d											1111
Dewsbury	d	1023	1041							1055		1115
Batley	d		1045									1118
Morley	d		1051									1124
Cottingley	d		1054									
Leeds	a	1036	1103	1040	1046					1108	1115	1134
York	a			1106	1112					1136	1140	

			TP	NT	TP	TP	NT	NT	TP	TP	NT	TP
Liverpool Lime Street	d				1012				1022			
Manchester Oxford Road	d								1107			
Manchester Airport	d					1033				1106		
Manchester Piccadilly	d	1041				1057			1111	1126		1141
Manchester Victoria	d		1026	1051			1057					
Ashton-under-Lyne	d						1107					
Stalybridge	d	1054					1112	1125				1154
Mossley	d						1116					
Greenfield	d						1120					
Marsden	d						1129					
Slaithwaite	d						1133					
Huddersfield	a	1112		1120	1126		1142	1145	1154			1212
Huddersfield	d	1113		1121	1127	1131		1146	1155	1159	1213	
Deighton	d					1135				1203		
Brighouse	d		1129									
Mirfield	d		1136				1140				1208	
Wakefield Kirkgate	a					1201						
Wakefield Westgate	a					1209						
Ravensthorpe	d										1211	
Dewsbury	d	1123	1141					1155		1215	1223	
Batley	d		1144							1218		
Morley	d		1150							1224		
Cottingley	d		1154									
Leeds	a	1136	1203	1140	1146			1208	1215	1234	1236	
York	a			1206	1212			1236	1240			

Notes: appear at end.

Huddersfield Line - 15 May to 23 October 2016

			Towards Leeds/Wakefield											
			NT	TP	TP	NT	NT	TP	TP	NT	TP	NT		
Liverpool	Lime Street	d		1111					1122					
Manchester	Oxford Road	d							1207					
Manchester	Airport	d			1133					1206				
Manchester	Piccadilly	d			1157				1211	1226			1241	
Manchester	Victoria	d	1126	1151				1157						1226
	Ashton-under-Lyne	d						1207						
	Stalybridge	d						1212	1225				1254	
	Mossley	d						1216						
	Greenfield	d						1220						
	Marsden	d						1229						
	Slaithwaite	d						1233						
Huddersfield		a		1220	1226			1242	1245	1254			1312	
Huddersfield		d		1221	1227	1231			1246	1255	1259		1313	
	Deighton	d				1235					1303			
	Brighouse	d	1229											1329
	Mirfield	d	1236					1240				1308		1336
	Wakefield Kirkgate	a						1301						
	Wakefield Westgate	a						1309						
	Ravensthorpe	d										1311		
Dewsbury		d	1241						1255		1315	1323	1341	
	Batley	d	1244								1318		1344	
	Morley	d	1250								1324		1350	
	Cottingley	d	1254										1354	
Leeds		a	1303	1240	1246				1308	1315	1334	1336	1403	
York		a		1306	1312				1336	1340				
			TP	TP	NT	NT	TP	TP	NT	TP	NT	TP		
Liverpool	Lime Street	d	1212						1222					1312
Manchester	Oxford Road	d							1307					
Manchester	Airport	d		1233					1306					
Manchester	Piccadilly	d		1257				1311	1326		1341			
Manchester	Victoria	d	1251			1257						1326	1351	
	Ashton-under-Lyne	d				1307								
	Stalybridge	d				1312	1325				1354			
	Mossley	d				1316								
	Greenfield	d				1320								
	Marsden	d				1329								
	Slaithwaite	d				1333								
Huddersfield		a	1320	1326		1342	1345	1354			1412		1420	
Huddersfield		d	1321	1327	1331		1346	1355	1359	1413			1421	
	Deighton	d			1335				1403					
	Brighouse	d										1429		
	Mirfield	d			1340					1408		1436		
	Wakefield Kirkgate	a			1401									
	Wakefield Westgate	a			1409									
	Ravensthorpe	d								1411				
Dewsbury		d					1355		1415	1423	1441			
	Batley	d							1418		1444			
	Morley	d							1424		1450			
	Cottingley	d									1454			
Leeds		a	1340	1346			1408	1415	1434	1436	1504	1440		
York		a	1406	1412			1436	1440						1506

Notes: appear at end.

Huddersfield Line - 15 May to 23 October 2016

			Towards Leeds/Wakefield									
			TP	NT	NT	TP	TP	NT	GC	TP	NT	TP
Liverpool	Lime Street	d				1322						1412
Manchester	Oxford Road	d				1407						
Manchester	Airport	d	1333					1406				
Manchester	Piccadilly	d	1357			1411	1426		1441			
Manchester	Victoria	d								1426	1451	
	Ashton-under-Lyne	d										
	Stalybridge	d				1412	1425			1454		
	Mossley	d				1416						
	Greenfield	d				1420						
	Marsden	d				1429						
	Slaithwaite	d				1433						
Huddersfield		a	1426			1442	1445	1454		1512		1520
Huddersfield		d	1427	1431		1446	1455	1459		1513		1521
	Deighton	d		1435				1503				
	Brighouse	d							1503		1529	
	Mirfield	d		1440				1508	1513		1536	
	Wakefield Kirkgate	a		1501					1534			
	Wakefield Westgate	a		1509								
	Ravensthorpe	d						1511				
Dewsbury		d				1455		1515		1523	1541	
	Batley	d						1518			1544	
	Morley	d						1524			1550	
	Cottingley	d									1554	
Leeds		a	1446			1508	1515	1534		1536	1603	1540
York		a	1512			1536	1540					1606
			TP	NT	NT	TP	TP	NT	TP	NT	TP	TP
Liverpool	Lime Street	d				1422						1511
Manchester	Oxford Road	d				1507						
Manchester	Airport	d	1433					1506				1533
Manchester	Piccadilly	d	1457			1511	1526		1541			1557
Manchester	Victoria	d								1526	1551	
	Ashton-under-Lyne	d										
	Stalybridge	d				1512	1525			1554		
	Mossley	d				1516						
	Greenfield	d				1520						
	Marsden	d				1529						
	Slaithwaite	d				1533						
Huddersfield		a	1526			1542	1545	1554		1612		1626
Huddersfield		d	1527	1531		1546	1555	1559	1613		1621	1627
	Deighton	d		1535				1603				
	Brighouse	d								1629		
	Mirfield	d		1540					1608		1636	
	Wakefield Kirkgate	a		1601								
	Wakefield Westgate	a		1609								
	Ravensthorpe	d						1611				
Dewsbury		d				1555		1615	1623	1641		
	Batley	d						1618		1644		
	Morley	d						1624		1650		
	Cottingley	d								1654		
Leeds		a	1546			1608	1615	1634	1636	1703	1640	1646
York		a	1612			1636	1640				1706	1712

Notes: appear at end.

Huddersfield Line - 15 May to 23 October 2016

			Towards Leeds/Wakefield									
			NT	NT	TP	TP	NT	NT	TP	NT	TP	TP
Mondays to Fridays												
Liverpool	Lime Street	d			1522							1612
Manchester	Oxford Road	d			1607							
Manchester	Airport	d				1606						1633
Manchester	Piccadilly	d			1611	1626			1641			1656
Manchester	Victoria	d			1557				1623		1626	1651
	Ashton-under-Lyne	d			1607				1634			
	Stalybridge	d			1612	1625			1641	1654		
	Mossley	d			1616				1645			
	Greenfield	d			1620				1649			
	Marsden	d			1629				1658			
	Slaithwaite	d			1633				1702			
Huddersfield		a			1642	1645	1654		1711	1713		1720 1726
Huddersfield		d	1631		1646	1655	1659		1713			1721 1727
	Deighton	d	1635				1703					
	Brighouse	d									1729	
	Mirfield	d	1640				1708				1736	
Wakefield	Kirkgate	a	1702									
Wakefield	Westgate	a	1715									
	Ravensthorpe	d					1711					
Dewsbury		d			1655		1715		1723	1741		
	Batley	d					1718			1744		
	Morley	d					1724			1750		
	Cottingley	d								1754		
Leeds		a			1708	1715	1734		1736	1803	1742	1746
York		a			1736	1743					1807	1814
			NT	NT	TP	NT	TP	NT	TP	NT	TP	TP
Liverpool					1622							1710
Manchester	Oxford Road	d			1707							
Manchester	Airport	d					17k03					1735
Manchester	Piccadilly	d			1711		1725		1741			1754
Manchester	Victoria	d			1657		1711		1726		1726	1751
	Ashton-under-Lyne	d			1707		1722		1736			
	Stalybridge	d			1712	1725	1729	1738	1742	1756		
	Mossley	d			1716		1733		1747			
	Greenfield	d			1720		1737		1751			
	Marsden	d			1729				1800			
	Slaithwaite	d			1733				1804			
Huddersfield		a			1742	1745	1753	1756	18c13	1815		1821 1826
Huddersfield		d	1731		1746	1801	1757		1816			1822 1827
	Deighton	d	1735			1805						
	Brighouse	d									1829	
	Mirfield	d	1740			1810					1836	
Wakefield	Kirkgate	a	1802									
Wakefield	Westgate	a	1809									
	Ravensthorpe	d				1813						
Dewsbury		d			1755	1817			1825	1841		
	Batley	d				1820				1844		
	Morley	d				1826				1850		
	Cottingley	d								1854		
Leeds		a			1808	18b38	1816		1838	1903	1843	1846
York		a			1836		1844				1909	1913

Notes: appear at end.

Huddersfield Line - 15 May to 23 October 2016

			Towards Leeds/Wakefield										
			NT	NT	TP	TP	NT	NT	TP	NT	TP	TP	
Liverpool	Lime Street	d			1722							1812	
Manchester	Oxford Road	d			1807								
Manchester	Airport	d										1833	
Manchester	Piccadilly	d			1811	1826			1841			1857	
Manchester	Victoria	d			1757				1823		1826	1851	
	Ashton-under-Lyne	d			1807				1833				
	Stalybridge	d			1812	1825			1841	1854			
	Mossley	d			1816				1845				
	Greenfield	d			1820				1849				
	Marsden	d			1829				1858				
	Slaithwaite	d			1833				1902				
Huddersfield		a			1842	1845	1854		1911	1913		1920	1926
Huddersfield		d	1831		1846	1855	1859		1914			1921	1927
	Deighton	d	1835				1903						
	Brighouse	d										1929	
	Mirfield	d	1840				1908					1936	
	Wakefield Kirkgate	a	1903										
	Wakefield Westgate	a	1909										
	Ravensthorpe	d					1911						
Dewsbury		d			1855		1915		1924	1941			
	Batley	d					1918			1944			
	Morley	d					1924			1950			
	Cottingley	d								1954			
Leeds		a			1908	1915	1934		1937	2003	1942	1946	
York		a			1936	1940					2006	2012	

			NT	NT	TP	TP	NT	NT	TP	TP	NT	NT
Liverpool	Lime Street	d			1822						1912	
Manchester	Oxford Road	d			1907							
Manchester	Airport	d							1920			
Manchester	Piccadilly	d			1911	1926			1943			
Manchester	Victoria	d			1857				1926		1951	1957
	Ashton-under-Lyne	d			1907							2007
	Stalybridge	d			1912	1925						2012
	Mossley	d			1916							2016
	Greenfield	d			1920							2020
	Marsden	d			1929							2029
	Slaithwaite	d			1933							2033
Huddersfield		a			1942	1945	1955		2011	2020		2042
Huddersfield		d	1931		1946	1956	2001		2012	2021	2031	
	Deighton	d	1935				2005				2035	
	Brighouse	d						2029				
	Mirfield	d	1940				2010	2036			2040	
	Wakefield Kirkgate	a	2001								2101	
	Wakefield Westgate	a	2009								2109	
	Ravensthorpe	d					2013					
Dewsbury		d			1956		2020	2041				
	Batley	d					2023	2044				
	Morley	d					2029	2050				
	Cottingley	d					2033	2054				
Leeds		a			2009	2017	2041	2103	2031	2042		
York		a			2035				2058	2107		

Notes: appear at end.

Huddersfield Line - 15 May to 23 October 2016

Mondays to Fridays				Towards Leeds/Wakefield							
		TP	TP	NT	NT	NT	TP	TP	NT	NT	TP
Liverpool Lime Street	d	1922					2022				2130
Manchester Oxford Road	d	2007					2107				2214
Manchester Airport	d		2020					2121			
Manchester Piccadilly	d	2011	2042				2111	2142			2218
Manchester Victoria	d					2057				2157	
Ashton-under-Lyne	d					2107				2207	
Stalybridge	d	2025				2112	2125			2212	2231
Mossley	d					2116				2216	
Greenfield	d					2120				2220	
Marsden	d					2129				2229	
Slaithwaite	d					2133				2233	
Huddersfield	a	2045	2111			2142	2145	2210		2242	2249
Huddersfield	d	2046	2112	2122	2135		2146	2211	2228		2250
Deighton	d			2126	2139				2232		
Brighouse	d										
Mirfield	d			2131	2144				2237		
Wakefield Kirkgate	a				2158						
Wakefield Westgate	a				2211						
Ravensthorpe	d			2134					2240		
Dewsbury	d	2055		2141			2155		2244		2259
Batley	d			2144					2247		
Morley	d			2150					2253		
Cottingley	d			2154					2256		
Leeds	a	2108	2131	2202			2208	2230	2306		2312
York	a	2137	2157				2234	2258			2342

		TP	NT	TP	TP	TP
					FO	FX
Liverpool Lime Street	d			2230		
Manchester Oxford Road	d			2317		
Manchester Airport	d	2223			2315	2315
Manchester Piccadilly	d	2242		2321	2334	2334
Manchester Victoria	d		2300		2351	2351
Ashton-under-Lyne	d		2310			
Stalybridge	d	2254	2315	2334		
Mossley	d		2319			
Greenfield	d		2323			
Marsden	d		2332			
Slaithwaite	d		2336			
Huddersfield	a	2312	2345	2351	0021	0050
Huddersfield	d	2313		2352	0021	0052
Deighton	d					
Brighouse	d					
Mirfield	d					
Wakefield Kirkgate	a					
Wakefield Westgate	a					
Ravensthorpe	d					
Dewsbury	d	2322				
Batley	d					
Morley	d					
Cottingley	d					
Leeds	a	2335		0031	0044	0115
York	a	0003		0113	0129	0207

Notes: appear at end.

Huddersfield Line - 15 May to 23 October 2016

Saturday

Towards Leeds/Wakefield

		TP	TP	TP	TP	NT	NT	TP	TP	NT	GC
Liverpool Lime Street	d										
Manchester Oxford Road	d										
Manchester Airport	d	23p15	0038	0425	0530						
Manchester Piccadilly	d	23p34	0055	0440	0547			0615	0626		
Manchester Victoria	d	23p51									
Ashton-under-Lyne	d										
Stalybridge	d				0600			0627		0641	
Mossley	d									0645	
Greenfield	d									0649	
Marsden	d									0658	
Slaithwaite	d									0702	
Huddersfield	a	0021	0124	0536	0617			0645	0654	0710	
Huddersfield	d	0021	0125	0540	0618	0627	0640	0646	0655		
Deighton	d					0631	0643				
Brighouse	d										0719
Mirfield	d					0636	0648				0727
Wakefield Kirkgate	a						0701				0742
Wakefield Westgate	a						0709				
Ravensthorpe	d						0639				
Dewsbury	d				0627	0643		0655	0705		
Batley	d					0646					
Morley	d					0652					
Cottingley	d					0655					
Leeds	a	0044	0202	0559	0642	0704		0708	0718		
York	a	0129	0242	0624	0706			0737			

		TP	TP	NT	NT	NT	TP	TP	NT	NT	TP
Liverpool Lime Street	d	0612							0622		
Manchester Oxford Road	d								0707		
Manchester Airport	d		0634					0706			
Manchester Piccadilly	d		0657				0712	0726			0740
Manchester Victoria	d	0646				0657				0726	
Ashton-under-Lyne	d					0707				0736	
Stalybridge	d	0658				0712	0725			0741	0752
Mossley	d					0716					
Greenfield	d					0720					
Marsden	d									0754	
Slaithwaite	d									0759	
Huddersfield	a	0716	0726			0738	0742	0754		0808	0811
Huddersfield	d	0717	0727	0731	0735		0746	0755			0812
Deighton	d			0734	0739						
Brighouse	d								0756		
Mirfield	d			0739	0744				0805		
Wakefield Kirkgate	a				0757						
Wakefield Westgate	a				0809						
Ravensthorpe	d			0742						0808	
Dewsbury	d	0726		0746			0755	0804	0812		0823
Batley	d			0749					0815		
Morley	d			0755					0821		
Cottingley	d			0759					0825		
Leeds	a	0739	0747	0808			0810	0817	0834		0836
York	a	0806	0812				0838	0843			

Notes: appear at end.

Huddersfield Line - 15 May to 23 October 2016

Saturday			Towards Leeds/Wakefield									
			NT	TP	TP	NT	NT	TP	TP	NT	TP	GC
Liverpool Lime Street	d			0712				0715				
Manchester Oxford Road	d							0806				
Manchester Airport	d				0732				0806			
Manchester Piccadilly	d				0757			0811	0826		0841	
Manchester Victoria	d	0726	0751			0757						
Ashton-under-Lyne	d					0807						
Stalybridge	d					0812	0825				0854	
Mossley	d					0816						
Greenfield	d					0820						
Marsden	d					0829						
Slaithwaite	d					0833						
Huddersfield	a		0820	0826		0842	0845	0854			0912	
Huddersfield	d		0821	0827	0831		0846	0855	0859	0913		
Deighton	d				0835				0903			
Brighouse	d	0829										0915
Mirfield	d	0836			0840					0908		0924
Wakefield Kirkgate	a				0901							0938
Wakefield Westgate	a				0909							
Ravensthorpe	d	0839								0911		
Dewsbury	d	0843					0855		0915	0923		
Batley	d	0846							0918			
Morley	d	0852							0924			
Cottingley	d	0855										
Leeds	a	0904	0840	0846			0909	0915	0934	0936		
York	a		0906	0912			0936	0940				

			NT	TP	TP	NT	NT	TP	TP	NT	TP	NT
Liverpool Lime Street	d			0812				0822				
Manchester Oxford Road	d							0907				
Manchester Airport	d				0834				0906			
Manchester Piccadilly	d				0857			0911	0926		0941	
Manchester Victoria	d	0826	0851			0857						0926
Ashton-under-Lyne	d					0907						
Stalybridge	d					0912	0925				0954	
Mossley	d					0916						
Greenfield	d					0920						
Marsden	d					0929						
Slaithwaite	d					0933						
Huddersfield	a		0920	0926		0942	0945	0954			1012	
Huddersfield	d		0921	0927	0931		0946	0955	0959	1013		
Deighton	d				0935				1003			
Brighouse	d	0929										1029
Mirfield	d	0936			0940					1008		1036
Wakefield Kirkgate	a				1001							
Wakefield Westgate	a				1009							
Ravensthorpe	d									1011		
Dewsbury	d	0941					0955		1015	1023	1041	
Batley	d	0944							1018		1044	
Morley	d	0950							1024		1050	
Cottingley	d	0954									1054	
Leeds	a	1003	0940	0946			1008	1015	1034	1036	1103	
York	a		1006	1012			1036	1040				

Notes: appear at end.

Huddersfield Line - 15 May to 23 October 2016

Saturday			Towards Leeds/Wakefield									
			TP	TP	NT	NT	GC	TP	TP	NT	TP	NT
Liverpool	Lime Street	d	0912					0922				■
Manchester	Oxford Road	d						1007				
Manchester	Airport	d		0933					1006			
Manchester	Piccadilly	d		0957				1011	1026		1041	
Manchester	Victoria	d	0951			0957						1026
	Ashton-under-Lyne	d				1007						
	Stalybridge	d				1012		1025			1054	
	Mossley	d				1016						
	Greenfield	d				1020						
	Marsden	d				1029						
	Slaithwaite	d				1033						
Huddersfield		a	1020	1026		1042		1045	1054		1112	
Huddersfield		d	1021	1027	1031			1046	1055	1059	1113	
	Deighton	d			1035					1103		
	Brighouse	d					1048					1129
	Mirfield	d			1040		1057			1108		1136
	Wakefield Kirkgate	a			1101		1110					
	Wakefield Westgate	a			1109							
	Ravensthorpe	d								1111		
Dewsbury		d						1055		1115	1123	1141
	Batley	d								1118		1144
	Morley	d								1124		1150
	Cottingley	d										1154
Leeds		a	1040	1046				1108	1115	1134	1136	1203
York		a	1106	1112				1136	1140			

			TP	TP	NT	NT	TP	TP	NT	TP	NT	TP
											■	
Liverpool	Lime Street	d	1012				1022					1111
Manchester	Oxford Road	d					1107					
Manchester	Airport	d		1033				1106				
Manchester	Piccadilly	d		1057			1111	1126		1141		
Manchester	Victoria	d	1051			1057					1126	1151
	Ashton-under-Lyne	d				1107						
	Stalybridge	d				1112	1125			1154		
	Mossley	d				1116						
	Greenfield	d				1120						
	Marsden	d				1129						
	Slaithwaite	d				1133						
Huddersfield		a	1120	1126		1142	1145	1154		1212		1220
Huddersfield		d	1121	1127	1131		1146	1155	1159	1213		1221
	Deighton	d			1135				1202			
	Brighouse	d									1229	
	Mirfield	d			1140				1207		1236	
	Wakefield Kirkgate	a			1201							
	Wakefield Westgate	a			1209							
	Ravensthorpe	d							1210			
Dewsbury		d					1155		1214	1223	1241	
	Batley	d							1217		1244	
	Morley	d							1223		1250	
	Cottingley	d									1254	
Leeds		a	1140	1146			1208	1215	1234	1236	1303	1240
York		a	1206	1212			1236	1240				1306

Notes: appear at end.

Huddersfield Line - 15 May to 23 October 2016

Saturday			Towards Leeds/Wakefield									
			TP	NT	NT	TP	TP	NT	TP	NT	TP	TP
Liverpool Lime Street	d					1122						1212
Manchester Oxford Road	d					1207						
Manchester Airport	d	1133					1206					1233
Manchester Piccadilly	d	1157				1211	1226			1241		1257
Manchester Victoria	d			1157						1226	1251	
Ashton-under-Lyne	d			1207								
Stalybridge	d			1212	1225				1254			
Mossley	d			1216								
Greenfield	d			1220								
Marsden	d			1229								
Slaithwaite	d			1233								
Huddersfield	a	1226		1242	1245	1254			1312		1320	1326
Huddersfield	d	1227	1231		1246	1255	1259	1313			1321	1327
Deighton	d		1235				1302					
Brighouse	d									1329		
Mirfield	d		1240				1307			1336		
Wakefield Kirkgate	a		1301									
Wakefield Westgate	a		1309									
Ravensthorpe	d						1310					
Dewsbury	d				1255		1314	1323	1341			
Batley	d						1317		1344			
Morley	d						1323		1350			
Cottingley	d								1354			
Leeds	a	1246			1308	1315	1334	1336	1403	1340	1346	
York	a	1312			1336	1340				1406	1412	
			NT	NT	TP	TP	NT	TP	NT	TP	TP	NT
Liverpool Lime Street	d			1222						1312		
Manchester Oxford Road	d			1307								
Manchester Airport	d				1306						1333	
Manchester Piccadilly	d			1311	1326		1341				1357	
Manchester Victoria	d		1257					1326	1351			
Ashton-under-Lyne	d		1307									
Stalybridge	d		1312	1325			1354					
Mossley	d		1316									
Greenfield	d		1320									
Marsden	d		1329									
Slaithwaite	d		1333									
Huddersfield	a		1342	1345	1354		1412		1420	1426		
Huddersfield	d	1331		1346	1355	1359	1413		1421	1427	1431	
Deighton	d	1335				1403					1435	
Brighouse	d							1429				
Mirfield	d	1340				1408		1436			1440	
Wakefield Kirkgate	a	1401									1501	
Wakefield Westgate	a	1408									1509	
Ravensthorpe	d					1411						
Dewsbury	d			1355		1415	1423	1441				
Batley	d					1418		1444				
Morley	d					1424		1450				
Cottingley	d							1454				
Leeds	a			1408	1415	1434	1436	1503	1440	1446		
York	a			1436	1440				1506	1512		

Notes: appear at end.

Huddersfield Line - 15 May to 23 October 2016

Saturday			Towards Leeds/Wakefield										
			NT	TP	TP	NT	TP	NT	TP	TP	NT	NT	
Liverpool Lime Street	d			1322						1412			
Manchester Oxford Road	d			1407									
Manchester Airport	d				1406					1433			
Manchester Piccadilly	d			1411	1426		1441			1457			
Manchester Victoria	d	1357						1426	1451			1457	
Ashton-under-Lyne	d	1407										1507	
Stalybridge	d	1412	1425				1454					1512	
Mossley	d	1416										1516	
Greenfield	d	1420										1520	
Marsden	d	1429										1529	
Slaithwaite	d	1433										1533	
Huddersfield	a	1442	1445	1454		1512			1520	1526		1542	
Huddersfield	d		1446	1455	1459	1513			1521	1527	1531		
Deighton	d				1503						1535		
Brighouse	d							1529					
Mirfield	d					1508		1536			1540		
Wakefield Kirkgate	a										1601		
Wakefield Westgate	a										1609		
Ravensthorpe	d					1511							
Dewsbury	d		1455			1515	1523	1541					
Batley	d					1518		1544					
Morley	d					1524		1550					
Cottingley	d							1554					
Leeds	a		1508	1515	1534	1536	1603	1540	1546				
York	a		1536	1540				1606	1612				

			GC	TP	TP	NT	TP	NT	TP	TP	NT	NT
Liverpool Lime Street	d			1422						1511		
Manchester Oxford Road	d			1507								
Manchester Airport	d				1506					1533		
Manchester Piccadilly	d			1511	1526		1541			1557		
Manchester Victoria	d							1526	1551			1557
Ashton-under-Lyne	d											1607
Stalybridge	d			1525			1554					1612
Mossley	d											1616
Greenfield	d											1620
Marsden	d											1629
Slaithwaite	d											1633
Huddersfield	a			1545	1554		1611		1620	1626		1642
Huddersfield	d			1546	1555	1559	1613		1621	1627	1631	
Deighton	d					1603					1635	
Brighouse	d	1549						1629				
Mirfield	d	1557					1608	1636			1640	
Wakefield Kirkgate	a	1610									1701	
Wakefield Westgate	a										1709	
Ravensthorpe	d					1611						
Dewsbury	d			1555		1615	1623	1641				
Batley	d					1618		1644				
Morley	d					1624		1650				
Cottingley	d							1654				
Leeds	a			1608	1615	1634	1636	1703	1640	1646		
York	a			1636	1640				1706	1712		

Notes: appear at end.

Huddersfield Line - 15 May to 23 October 2016

Saturday			Towards Leeds/Wakefield									
			TP	TP	NT	TP	NT	TP	TP	NT	NT	TP
Liverpool	Lime Street	d	1522						1612			1622
Manchester	Oxford Road	d	1607									1707
Manchester	Airport	d		1606					1633			
Manchester	Piccadilly	d	1611	1626		1641			1656			1711
Manchester	Victoria	d					1626	1651			1657	
	Ashton-under-Lyne	d									1707	
	Stalybridge	d	1625			1654					1712	1725
	Mossley	d									1716	
	Greenfield	d									1720	
	Marsden	d									1729	
	Slaithwaite	d									1733	
Huddersfield		a	1645	1654		1713		1720	1726		1742	1745
Huddersfield		d	1646	1655	1659	1713		1721	1727	1731		1746
	Deighton	d			1703					1735		
	Brighouse	d					1729					
	Mirfield	d			1708		1736			1740		
	Wakefield Kirkgate	a								1801		
	Wakefield Westgate	a								1809		
	Ravensthorpe	d			1711							
Dewsbury		d	1655		1715	1723	1741					1755
	Batley	d			1718		1744					
	Morley	d			1724		1750					
	Cottingley	d					1754					
Leeds		a	1708	1715	1734	1736	1803	1742	1746			1808
York		a	1736	1743				1807	1814			1836
			TP	NT	NT	TP	NT	TP	TP	NT	NT	TP
Liverpool	Lime Street	d						1710				1722
Manchester	Oxford Road	d										1807
Manchester	Airport	d	1706						1733			
Manchester	Piccadilly	d	1725			1741			1754			1811
Manchester	Victoria	d			1728		1725	1751			1757	
	Ashton-under-Lyne	d			1737						1807	
	Stalybridge	d	1738		1742	1756					1812	1825
	Mossley	d			1747						1816	
	Greenfield	d			1751						1820	
	Marsden	d			1800						1829	
	Slaithwaite	d			1804						1833	
Huddersfield		a	1756		1812	1815		1821	1826		1842	1845
Huddersfield		d	1757	1801		1816		1822	1827	1831		1846
	Deighton	d		1804						1835		
	Brighouse	d					1829					
	Mirfield	d		1809			1836			1840		
	Wakefield Kirkgate	a								1903		
	Wakefield Westgate	a								1909		
	Ravensthorpe	d		1812								
Dewsbury		d		1816		1825	1841					1855
	Batley	d		1819			1844					
	Morley	d		1825			1850					
	Cottingley	d					1854					
Leeds		a	1816	1836		1838	1903	1843	1846			1908
York		a	1844					1909	1913			1936

Notes: appear at end.

Huddersfield Line - 15 May to 23 October 2016

Saturday			Towards Leeds/Wakefield									
			TP	NT	TP	NT	TP	TP	NT	NT	TP	NT
Liverpool Lime Street	d						1812					1822
Manchester Oxford Road	d											1907
Manchester Airport	d	1806						1833				
Manchester Piccadilly	d	1826		1841				1857				1911
Manchester Victoria	d				1826	1851				1857		
Ashton-under-Lyne	d									1907		
Stalybridge	d			1854						1912	1925	
Mossley	d									1916		
Greenfield	d									1920		
Marsden	d									1929		
Slaithwaite	d									1933		
Huddersfield	a	1854		1913		1920	1926			1942	1945	
Huddersfield	d	1855	1859	1914		1921	1927	1931			1946	2001
Deighton	d		1903					1935				2005
Brighouse	d				1929							
Mirfield	d		1908		1936				1940			2010
Wakefield Kirkgate	a								2002			
Wakefield Westgate	a								2009			
Ravensthorpe	d		1911									2013
Dewsbury	d		1915	1924	1941						1956	2020
Batley	d		1918		1944							2023
Morley	d		1924		1950							2029
Cottingley	d				1954							2033
Leeds	a	1916	1934	1937	2003	1942	1946				2009	2042
York	a	1940				2006	2012					2035

			TP	NT	TP	NT	NT	TP	TP	NT	NT	NT
Liverpool Lime Street	d				1912			1922				
Manchester Oxford Road	d							2007				
Manchester Airport	d	1920							2020			
Manchester Piccadilly	d	1943						2011	2042			
Manchester Victoria	d		1926	1951		1957						2057
Ashton-under-Lyne	d					2007						2107
Stalybridge	d					2012	2025					2112
Mossley	d					2016						2116
Greenfield	d					2020						2120
Marsden	d					2029						2129
Slaithwaite	d					2033						2133
Huddersfield	a	2011		2020		2042	2045	2111				2142
Huddersfield	d	2012		2021	2031		2046	2112	2122	2135		
Deighton	d				2035				2126	2139		
Brighouse	d		2029									
Mirfield	d		2036		2040					2131	2144	
Wakefield Kirkgate	a				2101						2203	
Wakefield Westgate	a				2109						2209	
Ravensthorpe	d									2134		
Dewsbury	d		2041				2055			2141		
Batley	d		2044							2144		
Morley	d		2050							2150		
Cottingley	d		2054							2154		
Leeds	a	2031	2103	2042			2108	2131	2203			
York	a	2058		2107			2137	2158				

Notes: appear at end.

Huddersfield Line - 15 May to 23 October 2016

		Towards Leeds/Wakefield												
		TP	TP	NT	NT	TP	TP	NT	TP B	TP C	TP B			
Liverpool	Lime Street	d	2022					2130			2230	2230		
Manchester	Oxford Road	d	2107					2215			2317	2317		
Manchester	Airport	d		2121					2223				2320	
Manchester	Piccadilly	d	2111	2142				2219	2242		2321	2321	2335	
Manchester	Victoria	d								2300			2351	
	Ashton-under-Lyne	d								2310				
	Stalybridge	d	2125					2212	2231	2254	2315	2334	2334	
	Mossley	d						2216			2319			
	Greenfield	d						2220			2323			
	Marsden	d						2229			2332			
	Slaithwaite	d						2233			2336			
Huddersfield		a	2145	2210				2242	2249	2312	2345	2351	2352	0020
Huddersfield		d	2146	2211	2228			2250	2313			2352		0021
	Deighton	d			2232									
	Brighouse	d												
	Mirfield	d			2237									
	Wakefield Kirkgate	a												
	Wakefield Westgate	a												
	Ravensthorpe	d			2240									
Dewsbury		d	2155		2244			2259	2322					0030
	Batley	d			2247									
	Morley	d			2253									
	Cottingley	d			2256									
Leeds		a	2208	2230	2305			2312	2335			0011		0043
York		a	2236	2258				2342	0003			0043		0113

		Until 12 June and from 28 August						Towards Leeds/Wakefield						
		TP	TP	TP	TP	NT	TP	TP	GC	NT	TP			
Liverpool	Lime Street	d												
Manchester	Oxford Road	d												
Manchester	Airport	d	23p20	0100	0425	0630			0729	0802				0824
Manchester	Piccadilly	d	23p35	0117	0442	0647			0747	0820				0847
Manchester	Victoria	d	23p51										0824	
	Ashton-under-Lyne	d											0834	
	Stalybridge	d				0700			0800	0833			0839	0900
	Mossley	d											0843	
	Greenfield	d											0847	
	Marsden	d											0856	
	Slaithwaite	d											0900	
Huddersfield		a	0020	0146	0511	0717			0817	0851			0908	0917
Huddersfield		d	0021	0147	0512	0718	0751		0818	0852				0918
	Deighton	d					0754							
	Brighouse	d										0821		
	Mirfield	d					0759					0830		
	Wakefield Kirkgate	a										0844		
	Wakefield Westgate	a												
	Ravensthorpe	d					0802							
Dewsbury		d	0030			0727	0806		0827	0901				0927
	Batley	d					0809							
	Morley	d					0815							
	Cottingley	d					0819							
Leeds		a	0043	0206	0531	0740	0828		0840	0914				0940
York		a	0113	0236	0601	0811			0906	0938				1006

Notes: appear at end.

Huddersfield Line - 15 May to 23 October 2016

Sundays		Until 12 June and from 28 August					Towards Leeds/Wakefield					
		NT	TP	NT	TP	TP	TP	TP	NT	TP	TP	
Liverpool	Lime Street	d	0822			0912		0922		1012		
Manchester	Oxford Road	d	0907					1006				
Manchester	Airport	d					0935				1033	
Manchester	Piccadilly	d	0911		0928		1003	1011			1056	
Manchester	Victoria	d		0913		0951			1013	1051		
	Ashton-under-Lyne	d		0923					1023			
	Stalybridge	d	0924	0928				1025	1028			
	Mossley	d		0933					1033			
	Greenfield	d		0937					1037			
	Marsden	d	0930	0945					1045			
	Slaithwaite	d	0934	0950					1050			
Huddersfield		a	0940	0945	0958	1000	1020	1031	1045	1059	1120	1126
Huddersfield		d	0951	0946		1005	1021	1032	1046		1121	1127
	Deighton	d	0955									
	Brighouse	d										
	Mirfield	d	1000									
	Wakefield Kirkgate	a										
	Wakefield Westgate	a										
	Ravensthorpe	d	1003									
Dewsbury		d	1007	0955		1015		1055				
	Batley	d	1010									
	Morley	d	1016									
	Cottingley	d	1019									
Leeds		a	1028	1008		1030	1040	1051	1109		1140	1146
York		a		1038			1106	1116	1139		1206	1212

		TP	NT	NT	TP	TP	TP	GC	TP	NT	TP
Liverpool	Lime Street	d	1022			1112			1122		1212
Manchester	Oxford Road	d	1106						1207		
Manchester	Airport	d					1133				
Manchester	Piccadilly	d	1111		1143		1157		1211		
Manchester	Victoria	d		1113		1151				1213	1251
	Ashton-under-Lyne	d		1123					1225	1223	
	Stalybridge	d	1125	1132						1228	
	Mossley	d		1136						1233	
	Greenfield	d		1140						1237	
	Marsden	d		1149						1245	
	Slaithwaite	d		1153						1250	
Huddersfield		a	1145		1201	1212	1220	1226	1245	1258	1320
Huddersfield		d	1146	1151		1213	1221	1227	1246		1321
	Deighton	d		1155							
	Brighouse	d						1230			
	Mirfield	d		1200				1238			
	Wakefield Kirkgate	a						1253			
	Wakefield Westgate	a									
	Ravensthorpe	d		1203							
Dewsbury		d	1155	1207		1223			1255		
	Batley	d		1210							
	Morley	d		1216							
	Cottingley	d		1219							
Leeds		a	1209	1228		1236	1240	1246	1309		1340
York		a		1235			1306	1311	1336		1406

Notes: appear at end.

Huddersfield Line - 15 May to 23 October 2016

Sundays		Until 12 June and from 28 August					Towards Leeds/Wakefield				
		TP	TP	NT	NT	TP	TP	TP	TP	NT	TP
Liverpool	Lime Street	d					1312			1322	
Manchester	Oxford Road	d								1407	
Manchester	Airport	d	1233						1333		
Manchester	Piccadilly	d	1257	1311		1343		1357	1411		1443
Manchester	Victoria	d			1313		1351				1413
	Ashton-under-Lyne	d			1323						1423
	Stalybridge	d		1325	1328				1425		1428
	Mossley	d			1333						1433
	Greenfield	d			1337						1437
	Marsden	d			1345						1445
	Slaithwaite	d			1350						1450
Huddersfield		a	1326	1345		1358	1412	1420	1426	1445	1458
Huddersfield		d	1327	1346	1351		1413	1421	1427	1446	1513
	Deighton	d			1355						
	Brighouse	d									
	Mirfield	d			1400						
	Wakefield Kirkgate	a									
	Wakefield Westgate	a									
	Ravensthorpe	d			1403						
Dewsbury		d		1355	1407		1423			1455	1523
	Batley	d			1410						
	Morley	d			1416						
	Cottingley	d			1419						
Leeds		a	1346	1409	1428		1436	1440	1446	1509	1536
York		a	1412	1439				1506	1511	1540	

		TP	TP	GC	TP	NT	NT	TP	TP	GC	TP
Liverpool	Lime Street	d	1412			1422				1512	
Manchester	Oxford Road	d				1507					
Manchester	Airport	d		1433							1533
Manchester	Piccadilly	d		1457		1511		1543			1557
Manchester	Victoria	d	1451				1513		1551		
	Ashton-under-Lyne	d					1523				
	Stalybridge	d				1525		1528			
	Mossley	d						1533			
	Greenfield	d						1537			
	Marsden	d						1545			
	Slaithwaite	d						1550			
Huddersfield		a	1519	1526		1545		1558	1612	1620	1626
Huddersfield		d	1520	1527		1546	1551		1613	1621	1630
	Deighton	d					1555				
	Brighouse	d			1535						1623
	Mirfield	d			1543		1600				1631
	Wakefield Kirkgate	a			1601						1646
	Wakefield Westgate	a									
	Ravensthorpe	d				1603					
Dewsbury		d			1555	1607		1623			
	Batley	d				1610					
	Morley	d				1616					
	Cottingley	d				1619					
Leeds		a	1539	1546		1609	1628		1636	1640	1649
York		a	1605	1612		1635				1706	1713

Notes: appear at end.

Huddersfield Line - 15 May to 23 October 2016

Sundays		Until 12 June and from 28 August					Towards Leeds/Wakefield				
		TP	NT	TP	TP	TP	TP	NT	NT	TP	TP
Liverpool	Lime Street	d	1522			1612				1622	1712
Manchester	Oxford Road	d	1607							1707	
Manchester	Airport	d					1633				
Manchester	Piccadilly	d	1611		1643		1657	1711			1743
Manchester	Victoria	d		1613		1651				1713	1751
	Ashton-under-Lyne	d		1623						1723	
	Stalybridge	d	1625	1628				1725		1728	
	Mossley	d		1633						1733	
	Greenfield	d		1637						1737	
	Marsden	d		1645						1745	
	Slaitwaite	d		1650						1750	
Huddersfield		a	1645	1658	1712	1720	1726	1745		1758	1812 1820
Huddersfield		d	1646		1713	1721	1727	1746	1751		1813 1821
	Deighton	d							1755		
	Brighouse	d									
	Mirfield	d							1800		
Wakefield	Kirkgate	a									
Wakefield	Westgate	a									
	Ravensthorpe	d							1803		
Dewsbury		d	1655		1723			1755	1807		1823
	Batley	d							1810		
	Morley	d							1816		
	Cottingley	d							1819		
Leeds		a	1709		1736	1740	1746	1808	1828		1836 1840
York		a	1737			1806	1812	1835			1906

			TP	TP	NT	TP	TP	TP	NT	NT	TP	TP
Liverpool	Lime Street	d		1722			1812					1912
Manchester	Oxford Road	d		1807								
Manchester	Airport	d	1733					1833				1920
Manchester	Piccadilly	d	1757	1811				1857	1911			1942
Manchester	Victoria	d			1813	1851					1913	1951
	Ashton-under-Lyne	d			1823						1923	
	Stalybridge	d		1825	1828			1925			1928	
	Mossley	d			1833						1933	
	Greenfield	d			1837						1937	
	Marsden	d			1845						1945	
	Slaitwaite	d			1850						1950	
Huddersfield		a	1826	1845	1859	1920	1926	1945			1958	2010 2020
Huddersfield		d	1827	1846		1921	1927	1946	1951			2011 2021
	Deighton	d							1955			
	Brighouse	d										
	Mirfield	d							2000			
Wakefield	Kirkgate	a										
Wakefield	Westgate	a										
	Ravensthorpe	d							2003			
Dewsbury		d		1855				1955	2007			
	Batley	d							2010			
	Morley	d							2016			
	Cottingley	d							2019			
Leeds		a	1846	1909		1940	1946	2008	2027		2030	2040
York		a	1912	1936		2006	2012	2035			2056	2106

Notes: appear at end.






Huddersfield Line - 15 May to 23 October 2016




		Sundays Until 12 June and from 28 August					Towards Leeds/Wakefield					
		TP	NT	TP	TP	TP	NT	NT	TP	TP	TP	
Liverpool	Lime Street	d	1922			2012	2022			2152		
Manchester	Oxford Road	d	2007				2107			2237		
Manchester	Airport	d			2020				2120		2320	
Manchester	Piccadilly	d	2012		2042		2112		2142	2242	2346	
Manchester	Victoria	d		2013		2051		2113				
	Ashton-under-Lyne	d		2023				2123				
	Stalybridge	d	2025	2028			2125		2128		2255	
	Mossley	d		2033					2133			
	Greenfield	d		2037					2137			
	Marsden	d		2045					2145			
	Slaithwaite	d		2050					2150			
Huddersfield		a	2045	2058	2111	2120	2145		2158	2210	2312	0020
Huddersfield		d	2046		2111	2121	2146	2151		2211	2313	0021
	Deighton	d						2155				
	Brighouse	d										
	Mirfield	d					2200					
Wakefield	Kirkgate	a										
Wakefield	Westgate	a										
	Ravensthorpe	d					2203					
Dewsbury		d	2055				2155	2207		2220	2322	0030
	Batley	d						2210				
	Morley	d						2216				
	Cottingley	d						2219				
Leeds		a	2108		2133	2140	2208	2228		2233	2335	0043
York		a	2137			2206	2234			2304	0022	0113

		Sundays From 19 June to 21 August					Towards Leeds/Wakefield					
		TP	TP	TP	TP	TP	TP	NT	TP	TP	GC	
Liverpool	Lime Street	d										
Manchester	Oxford Road	d										
Manchester	Airport	d	23p20	0100	0335		0540			0630		
Manchester	Piccadilly	d	23p35	0125u	0400		0605			0655		
Manchester	Victoria	d	23p51									
	Ashton-under-Lyne	d										
	Stalybridge	d								0720		
	Mossley	d										
	Greenfield	d										
	Marsden	d										
	Slaithwaite	d										
Huddersfield		a	0020	0225	0500		0705			0805		
Huddersfield		d	0021	0225		0512		0718	0751		0818	
	Deighton	d							0754			
	Brighouse	d										0821
	Mirfield	d								0759		0830
Wakefield	Kirkgate	a										0844
Wakefield	Westgate	a										
	Ravensthorpe	d							0802			
Dewsbury		d	0030					0727	0806		0827	
	Batley	d							0809			
	Morley	d							0815			
	Cottingley	d							0819			
Leeds		a	0043	0300		0531		0740	0828		0840	
York		a	0113	0350		0601		0811			0906	

Notes: appear at end.

Huddersfield Line - 15 May to 23 October 2016

Sundays		From 19 June to 21 August					Towards Leeds/Wakefield				
		TP	TP 	TP	NT 	NT 	TP	NT	TP 	TP	NT 
Liverpool	Lime Street	d			0801						
Manchester	Oxford Road	d									
Manchester	Airport	d	0725					0830			
Manchester	Piccadilly	d	0750u	0837			0841				
Manchester	Victoria	d			0713		0857				0813
	Ashton-under-Lyne	d			0743						0843
	Stalybridge	d	0815		0753			0905			0853
	Mossley	d			0804						0904
	Greenfield	d			0813						0913
	Marsden	d			0833	0910					0933
	Slaithwaite	d			0843	0920					0943
Huddersfield		a	0900		0903	0940		0950			1003
Huddersfield		d	0852					0951		1005	
	Deighton	d						0955			
	Brighouse	d									
	Mirfield	d						1000			
	Wakefield Kirkgate	a									
	Wakefield Westgate	a									
	Ravensthorpe	d						1003			
Dewsbury		d	0901	0927			0951	1007		1015	
	Batley	d						1010			
	Morley	d						1016			
	Cottingley	d						1019			
Leeds		a	0914	0943			1002	1028		1030	
York		a	0938	1006			1038				

		TP	TP 	TP	NT 	TP	TP	TP	TP 	TP	TP
Liverpool	Lime Street	d	0901						1001		
Manchester	Oxford Road	d									
Manchester	Airport	d	0920				0934		1020		1025
Manchester	Piccadilly	d					0949				1040
Manchester	Victoria	d	0936		0913		1009	1036			1110
	Ashton-under-Lyne	d			0943						
	Stalybridge	d			0953						
	Mossley	d			1004						
	Greenfield	d			1013						
	Marsden	d			1033						
	Slaithwaite	d			1043						
Huddersfield		a	1035		1103				1135		
Huddersfield		d		1046		1112				1146	
	Deighton	d									
	Brighouse	d									
	Mirfield	d									
	Wakefield Kirkgate	a									
	Wakefield Westgate	a									
	Ravensthorpe	d									
Dewsbury		d		1055			1101			1155	1159
	Batley	d									
	Morley	d									
	Cottingley	d									
Leeds		a	1040	1109		1132	1114	1140		1209	1212
York		a	1106	1139			1143	1206		1235	1243

Notes: appear at end.

Huddersfield Line - 15 May to 23 October 2016

Sundays			From 19 June to 21 August				Towards Leeds/Wakefield					
			NT	NT 🚆	TP	GC	TP	TP 🚆	TP	TP	NT 🚆	TP
Liverpool	Lime Street	d					1101					
Manchester	Oxford Road	d										
Manchester	Airport	d						1120		1132		
Manchester	Piccadilly	d								1148		
Manchester	Victoria	d		1013			1137			1209	1113	
	Ashton-under-Lyne	d		1043							1143	
	Stalybridge	d		1053							1153	
	Mossley	d		1104							1204	
	Greenfield	d		1113							1213	
	Marsden	d		1133							1233	
	Slaithwaite	d		1143							1243	
Huddersfield		a		1203				1235			1303	
Huddersfield		d	1151		1213				1246			1313
	Deighton	d	1155									
	Brighouse	d				1230						
	Mirfield	d	1200			1238						
Wakefield	Kirkgate	a				1253						
Wakefield	Westgate	a										
	Ravensthorpe	d	1203									
Dewsbury		d	1207		1223				1255	1301		1322
	Batley	d	1210									
	Morley	d	1216									
	Cottingley	d	1219									
Leeds		a	1228		1236		1241		1309	1314		1334
York		a					1306		1336	1341		
			TP	TP 🚆	TP	TP	NT	NT 🚆	TP	TP	TP 🚆	TP
Liverpool	Lime Street	d	1201							1301		
Manchester	Oxford Road	d										
Manchester	Airport	d		1220		1233					1320	
Manchester	Piccadilly	d				1248						
Manchester	Victoria	d	1237			1309		1213		1337		
	Ashton-under-Lyne	d						1243				
	Stalybridge	d						1253				
	Mossley	d						1304				
	Greenfield	d						1313				
	Marsden	d						1333				
	Slaithwaite	d						1343				
Huddersfield		a		1335				1403			1435	
Huddersfield		d			1346		1351		1413			1446
	Deighton	d					1355					
	Brighouse	d										
	Mirfield	d					1401					
Wakefield	Kirkgate	a										
Wakefield	Westgate	a										
	Ravensthorpe	d						1404				
Dewsbury		d			1355	1401	1408		1423			1455
	Batley	d					1411					
	Morley	d					1417					
	Cottingley	d					1421					
Leeds		a	1340		1409	1414	1428		1436	1440		1509
York		a	1406		1439	1441				1506		1540

Notes: appear at end.

Huddersfield Line - 15 May to 23 October 2016

Sundays		From 19 June to 21 August				Towards Leeds/Wakefield					
		TP	NT	TP	GC	TP	TP	TP	TP	NT	NT
Liverpool	Lime Street	d				1401					
Manchester	Oxford Road	d									
Manchester	Airport	d	1334				1420		1432		
Manchester	Piccadilly	d	1352						1449		
Manchester	Victoria	d	1409	1313		1437			1509		1413
	Ashton-under-Lyne	d		1343							1443
	Stalybridge	d		1353							1453
	Mossley	d		1404							1504
	Greenfield	d		1413							1513
	Marsden	d		1433							1533
	Slaithwaite	d		1443							1543
Huddersfield		a		1503			1535				1603
Huddersfield		d			1513			1546		1551	
	Deighton	d								1555	
	Brighouse	d			1535						
	Mirfield	d			1543					1600	
	Wakefield Kirkgate	a			1601						
	Wakefield Westgate	a									
	Ravensthorpe	d									1603
Dewsbury		d	1501		1523			1555	1559		1607
	Batley	d									1610
	Morley	d									1616
	Cottingley	d									1619
Leeds		a	1514		1536		1539		1609	1613	1628
York		a	1543				1605		1635	1641	
			TP	TP	GC	TP	TP	TP	NT	TP	TP
Liverpool	Lime Street	d		1501							1601
Manchester	Oxford Road	d									
Manchester	Airport	d				1520		1534			1620
Manchester	Piccadilly	d						1548			
Manchester	Victoria	d		1536				1609	1513		1637
	Ashton-under-Lyne	d							1543		
	Stalybridge	d							1553		
	Mossley	d							1604		
	Greenfield	d							1613		
	Marsden	d							1633		
	Slaithwaite	d							1643		
Huddersfield		a				1635			1703		1735
Huddersfield		d	1613				1646			1713	
	Deighton	d									
	Brighouse	d			1623						
	Mirfield	d			1631						
	Wakefield Kirkgate	a			1646						
	Wakefield Westgate	a									
	Ravensthorpe	d									
Dewsbury		d	1623				1655	1701		1723	
	Batley	d									
	Morley	d									
	Cottingley	d									
Leeds		a	1638	1640			1709	1714		1736	1740
York		a		1706			1737	1743			1806

Notes: appear at end.

Huddersfield Line - 15 May to 23 October 2016

Sundays			From 19 June to 21 August				Towards Leeds/Wakefield					
			T	P	NT	NT	TP	TP	TP	TP	TP	NT
Liverpool	Lime Street	d						1701				
Manchester	Oxford Road	d										
Manchester	Airport	d		1634					1720		1734	
Manchester	Piccadilly	d		1648							1748	
Manchester	Victoria	d		1709		1613		1737			1809	1713
	Ashton-under-Lyne	d				1643						1743
	Stalybridge	d				1653						1753
	Mossley	d				1704						1804
	Greenfield	d				1713						1813
	Marsden	d				1733						1833
	Slaithwaite	d				1743						1843
Huddersfield		a				1803			1835			1903
Huddersfield		d	1746		1751		1813			1846		
	Deighton	d			1755							
	Brighouse	d										
	Mirfield	d			1800							
	Wakefield Kirkgate	a										
	Wakefield Westgate	a										
	Ravensthorpe	d			1803							
Dewsbury		d	1755	1759	1807		1823			1855	1901	
	Batley	d			1810							
	Morley	d			1816							
	Cottingley	d			1819							
Leeds		a	1808	1812	1828		1836	1840		1909	1914	
York		a	1835	1843			1906			1936	1943	

			TP	TP	TP	TP	TP	NT	NT	TP	TP	TP
Liverpool	Lime Street	d		1801						1901		
Manchester	Oxford Road	d										
Manchester	Airport	d			1820						1920	
Manchester	Piccadilly	d				1834						
Manchester	Victoria	d		1837		1848						
	Ashton-under-Lyne	d				1909			1813	1937		
	Stalybridge	d							1843			
	Stalybridge	d							1853			
	Mossley	d							1904			
	Greenfield	d							1913			
	Marsden	d							1933			
	Slaithwaite	d							1943			
Huddersfield		a			1935				2003		2035	
Huddersfield		d	1911			1946		1951				2046
	Deighton	d						1955				
	Brighouse	d										
	Mirfield	d					2000					
	Wakefield Kirkgate	a										
	Wakefield Westgate	a										
	Ravensthorpe	d						2003				
Dewsbury		d	1921			1955	1959	2007				2055
	Batley	d						2010				
	Morley	d						2016				
	Cottingley	d						2019				
Leeds		a	1934	1940		2008	2012	2027		2040		2108
York		a		2006		2035	2043			2106		2137

Notes: appear at end.

Huddersfield Line - 15 May to 23 October 2016

Sundays		From 19 June to 21 August					Towards Leeds/Wakefield				
		NT	TP	TP	TP	TP	TP	NT	NT	TP	TP
Liverpool	Lime Street	d			2001						
Manchester	Oxford Road	d									
Manchester	Airport	d	1934		2000		2034			2025	
Manchester	Piccadilly	d	1948				2048				
Manchester	Victoria	d	1913	2009	2037		2109		2013		
	Ashton-under-Lyne	d	1943						2043		
	Stalybridge	d	1953		2050				2053	2115	
	Mossley	d	2004						2104		
	Greenfield	d	2013						2113		
	Marsden	d	2033						2133		
	Slaithwaite	d	2043						2143		
Huddersfield		a	2103		2135				2203	2200	
Huddersfield		d				2146		2151			2212
	Deighton	d						2155			
	Brighouse	d									
	Mirfield	d						2202			
Wakefield	Kirkgate	a									
Wakefield	Westgate	a									
	Ravensthorpe	d						2205			
Dewsbury		d	2102			2155	2201	2209			2221
	Batley	d						2212			
	Morley	d						2218			
	Cottingley	d						2221			
Leeds		a	2114	2140		2208	2214	2228			2234
York		a	2143	2206		2234					2304
		NT	TP	TP	TP	TP					
Liverpool	Lime Street	d			2152						
Manchester	Oxford Road	d									
Manchester	Airport	d	2135		2235						
Manchester	Piccadilly	d									
Manchester	Victoria	d	2113		2235		2332				
	Ashton-under-Lyne	d	2143								
	Stalybridge	d	2153	2225		2325					
	Mossley	d	2204								
	Greenfield	d	2213								
	Marsden	d	2233								
	Slaithwaite	d	2243								
Huddersfield		a	2303	2310		0010	0018				
Huddersfield		d					0021				
	Deighton	d									
	Brighouse	d									
	Mirfield	d									
Wakefield	Kirkgate	a									
Wakefield	Westgate	a									
	Ravensthorpe	d									
Dewsbury		d			2327		0030				
	Batley	d									
	Morley	d									
	Cottingley	d									
Leeds		a			2340		0043				
York		a			0022		0113				

Notes: appear at end.

Huddersfield Line - 15 May to 23 October 2016

		Towards Manchester									
		TP MO	TP MX	TP MO	TP MX	TP	TP	NT	NT	TP	NT ■
York	d	0138	0138	0252	0252	0400	0521			0555	0535
Leeds	d	0205	0220	0320	0335	0449	0550			0620	0623
Cottingley	d										
Morley	d										0630
Batley	d										0636
Dewsbury	d						0601			0631	0639
Ravensthorpe	d										
Wakefield Westgate	d										
Wakefield Kirkgate	d										
Mirfield	d										0648
Brighouse	a										0658
Deighton	d										
Huddersfield	a	0241	0241	0356	0356	0525	0609				0639
Huddersfield	d	0243	0243	0358	0358	0526	0611	0615	0631		0640
Slaithwaite	d							0622	0638		
Marsden	d							0628	0653		
Greenfield	a							0636	0701		
Mossley	a							0640	0705		
Stalybridge	a						0629	0645	0710	0658	
Ashton-under-Lyne	a							0649	0714		
Manchester Victoria	a							0703	0730		0803
Manchester Piccadilly	a	0346	0343	0458	0458	0557	0645			0714	
Manchester Airport	a	0403	0400	0515	0515	0619	0710			0742	
Manchester Oxford Road	a										
Liverpool Lime Street	a										

		TP	TP	TP	NT	NT	TP	TP	NT	NT	NT ■
York	d		0616				0645	0652			
Leeds	d	0635	0644	0652			0710	0720		0656	0723
Cottingley	d									0702	
Morley	d									0706	0731
Batley	d									0712	0736
Dewsbury	d	0646					0721			0715	0739
Ravensthorpe	d									0718	
Wakefield Westgate	d					0643					
Wakefield Kirkgate	d					0648					
Mirfield	d					0702				0730	0747
Brighouse	a										0758
Deighton	d					0711				0739	
Huddersfield	a	0654	0701	0709		0717	0730	0738		0745	
Huddersfield	d	0655	0702	0710	0715		0731	0739	0743		
Slaithwaite	d				0722				0750		
Marsden	d				0728				0756		
Greenfield	a				0736				0804		
Mossley	a				0740				0808		
Stalybridge	a	0713		0728	0745		0749	0757	0813		
Ashton-under-Lyne	a				0750				0817		
Manchester Victoria	a		0733		0806				0830		0903
Manchester Piccadilly	a	0730		0743			0805	0816			
Manchester Airport	a			0810				0839			
Manchester Oxford Road	a						0809				
Liverpool Lime Street	a		0808				0859				

Notes: appear at end.

Huddersfield Line - 15 May to 23 October 2016

		Towards Manchester												
		TP	TP	TP	NT	NT	TP	NT	TP	NT	TP			
Mondays to Fridays														
York	d		0715	0724			0737		0750					
Leeds	d	0735	0744	0753			0809	0756	0824	0826	0836			
Cottingley	d							0802						
Morley	d							0806		0834				
Batley	d							0811		0839				
Dewsbury	d	0746					0820	0815		0843	0847			
Ravensthorpe	d							0818						
Wakefield Westgate	d					0744								
Wakefield Kirkgate	d					0750								
Mirfield	d					0806		0822		0849				
Brighouse	a									0859				
Deighton	d					0812		0830						
Huddersfield	a	0755	0801	0810		0817	0828	0835	0841				0855	
Huddersfield	d	0756	0802	0811	0815		0830		0842				0856	
Slaithwaite	d					0822								
Marsden	d					0828								
Greenfield	a					0836								
Mossley	a					0840								
Stalybridge	a	0817			0845		0849						0915	
Ashton-under-Lyne	a				0850									
Manchester Victoria	a		0833		0905					1003				
Manchester Piccadilly	a	0833		0845			0905		0913				0932	
Manchester Airport	a			0910					0939					
Manchester Oxford Road	a						0909							
Liverpool Lime Street	a		0908				0959							
		TP	TP	NT	NT	TP	NT	TP	NT	TP	TP			
York	d	0815	0824			0840		0853					0915	
Leeds	d	0844	0854			0909	0857	0920	0926	0936	0944			
Cottingley	d						0903							
Morley	d						0907		0934					
Batley	d						0912		0939					
Dewsbury	d					0920	0916		0942	0947				
Ravensthorpe	d						0919							
Wakefield Westgate	d				0844									
Wakefield Kirkgate	d				0849									
Mirfield	d				0906		0923		0948					
Brighouse	a								0959					
Deighton	d				0912		0931							
Huddersfield	a	0901	0911		0917	0928	0935	0938		0955	1001			
Huddersfield	d	0902	0912	0916		0930		0940		0956	1002			
Slaithwaite	d			0923										
Marsden	d			0929										
Greenfield	a			0937										
Mossley	a			0941										
Stalybridge	a			0946		0950				1015				
Ashton-under-Lyne	a			0951										
Manchester Victoria	a	0933		1006					1103		1033			
Manchester Piccadilly	a		0945			1005		1011		1032				
Manchester Airport	a		1010					1042						
Manchester Oxford Road	a					1009								
Liverpool Lime Street	a	1008				1059							1108	

Notes: appear at end.

Huddersfield Line - 15 May to 23 October 2016

		Mondays to Fridays						Towards Manchester				
		TP	NT	NT	TP	NT	TP	NT	TP	TP	TP	
York	d	0924			0941		0953				1016	1024
Leeds	d	0953			1009	0956	1020	1026	1036	1044	1053	
Cottingley	d					1002						
Morley	d					1006		1034				
Batley	d					1011		1039				
Dewsbury	d				1020	1015		1042	1047			
Ravensthorpe	d					1018						
Wakefield Westgate	d			0944								
Wakefield Kirkgate	d			0950								
Mirfield	d			1006		1022		1048				
Brighouse	a							1059				
Deighton	d			1012		1030						
Huddersfield	a	1010		1016	1028	1035	1038		1055	1101	1110	
Huddersfield	a	1011	1015		1030		1040		1056	1102	1111	
Slaithwaite	d		1022									
Marsden	d		1028									
Greenfield	a		1036									
Mossley	a		1040									
Stalybridge	a		1045		1049				1115			
Ashton-under-Lyne	a		1050									
Manchester Victoria	a		1105					1203		1133		
Manchester Piccadilly	a	1042			1105		1113		1132		1144	
Manchester Airport	a	1107					1139				1210	
Manchester Oxford Road	a				1109							
Liverpool Lime Street	a				1159					1208		

		Towards Huddersfield										
		NT	NT	TP	NT	TP	NT	TP	TP	TP	NT	
York	d			1041		1053			1115	1124		
Leeds	d			1109	1056	1120	1126	1136	1144	1153		
Cottingley	d				1102							
Morley	d				1106		1134					
Batley	d				1111		1139					
Dewsbury	d			1120	1115		1142	1147				
Ravensthorpe	d				1118							
Wakefield Westgate	d		1044									
Wakefield Kirkgate	d		1050									
Mirfield	d		1106		1122		1148					
Brighouse	a						1159					
Deighton	d		1112		1130							
Huddersfield	a		1117	1128	1135	1138		1155	1201	1210		
Huddersfield	d	1115		1130		1140		1156	1202	1211	1215	
Slaithwaite	d	1122									1222	
Marsden	d	1128									1228	
Greenfield	a	1136									1236	
Mossley	a	1140									1240	
Stalybridge	a	1145		1149				1215			1245	
Ashton-under-Lyne	a	1150									1250	
Manchester Victoria	a	1205					1303		1233		1308	
Manchester Piccadilly	a			1205		1213		1232		1242		
Manchester Airport	a					1239				1308		
Manchester Oxford Road	a			1209								
Liverpool Lime Street	a			1259					1308			

Notes: appear at end.

Huddersfield Line - 15 May to 23 October 2016

		Mondays to Fridays						Towards Manchester			
		NT	TP	NT	TP	NT	TP	TP	TP	NT	NT
		■									
York	d		1141		1153			1216	1224		
Leeds	d		1209	1156	1220	1226	1236	1244	1253		
Cottingley	d			1202							
Morley	d			1206		1234					
Batley	d			1211		1239					
Dewsbury	d		1220	1215		1242	1247				
Ravensthorpe	d			1218							
Wakefield Westgate	d	1144									1244
Wakefield Kirkgate	d	1150									1250
Mirfield	d	1206		1222		1248					1306
Brighouse	a					1259					
Deighton	d	1212		1230							1312
Huddersfield	a	1217	1228	1235	1238		1255	1301	1310		1317
Huddersfield	d		1230		1240		1256	1302	1311	1315	
Slaithwaite	d									1322	
Marsden	d										1328
Greenfield	a										1336
Mossley	a										1340
Stalybridge	a		1249				1315				1345
Ashton-under-Lyne	a										1350
Manchester Victoria	a					1403		1333			1407
Manchester Piccadilly	a		1305		1313		1332		1344		
Manchester Airport	a				1339				1410		
Manchester Oxford Road	a		1309								
Liverpool Lime Street	a		1359					1408			
		GC	TP	NT	TP	NT	TP	TP	TP	NT	NT
		■									
York	d		1241		1253			1315	1324		
Leeds	d		1309	1256	1320	1326	1336	1344	1353		
Cottingley	d			1302							
Morley	d			1306		1334					
Batley	d			1311		1339					
Dewsbury	d		1320	1315		1342	1347				
Ravensthorpe	d			1318							
Wakefield Westgate	d										1344
Wakefield Kirkgate	d	1305									1350
Mirfield	d	1317		1322		1348					1406
Brighouse	a	1324				1359					
Deighton	d			1331							1412
Huddersfield	a		1328	1335	1339		1355	1401	1410		1417
Huddersfield	d		1330		1340		1356	1402	1411	1415	
Slaithwaite	d									1422	
Marsden	d										1428
Greenfield	a										1436
Mossley	a										1440
Stalybridge	a		1349				1415				1445
Ashton-under-Lyne	a										1450
Manchester Victoria	a					1508		1433			15e07
Manchester Piccadilly	a		1405		1413		1432		1444		
Manchester Airport	a				1439				1510		
Manchester Oxford Road	a		1409								
Liverpool Lime Street	a		1459					1509			

Notes: appear at end.

Huddersfield Line - 15 May to 23 October 2016

		Towards Manchester									
		TP	NT	TP	NT	TP	TP	TP	NT	NT	TP
Mondays to Fridays											
York	d	1341		1353			1416	1424			1441
Leeds	d	1409	1356	1420	1426	1436	1444	1453			1509
Cottingley	d		1402								
Morley	d		1406		1434						
Batley	d		1411		1439						
Dewsbury	d	1420	1415		1442	1447					1520
Ravensthorpe	d		1418								
Wakefield Westgate	d									1444	
Wakefield Kirkgate	d									1450	
Mirfield	d		1422		1448					1506	
Brighouse	a				1459						
Deighton	d		1430							1512	
Huddersfield	a	1428	1435	1438		1455	1501	1510		1517	1528
Huddersfield	d	1430		1440		1456	1502	1511	1515		1530
Slaithwaite	d								1522		
Marsden	d								1528		
Greenfield	a								1536		
Mossley	a								1540		
Stalybridge	a	1450				1515			1545		1549
Ashton-under-Lyne	a								1550		
Manchester Victoria	a				1603		1533		1607		
Manchester Piccadilly	a	1505		1513		1532		1544			1605
Manchester Airport	a			1539				1610			
Manchester Oxford Road	a	1509									1610
Liverpool Lime Street	a	1559					1608				1659
		NT	TP	NT	TP	TP	TP	NT	NT	TP	NT
York											
Leeds	d		1453			1515	1524			1541	
Cottingley	d	1456	1520	1526	1536	1544	1553			1609	1556
Morley	d	1502								1602	
Batley	d	1506		1534						1606	
Dewsbury	d	1511		1539						1611	
Ravensthorpe	d	1515		1542	1547					1620	1615
Wakefield Westgate	d	1518								1618	
Wakefield Kirkgate	d								1544		
Mirfield	d								1550		
Brighouse	a	1522		1548					1606		1622
Deighton	d			1559							
Huddersfield	d	1530							1612		1631
Huddersfield	a	1535	1538		1555	1601	1610		1617	1628	1636
Slaithwaite	d		1540		1556	1602	1611	1615		1630	
Marsden	d							1622			
Greenfield	a							1628			
Mossley	a							1636			
Stalybridge	a							1640			
Ashton-under-Lyne	a				1615			1645		1649	
Manchester Victoria	a							1650			
Manchester Piccadilly	a			1703		1633		1707			
Manchester Airport	a		1613		1632		1644			1705	
Manchester Oxford Road	a		1639				1712				
Liverpool Lime Street	a					1709				1709	

Notes: appear at end.

Huddersfield Line - 15 May to 23 October 2016

		Towards Manchester									
		TP	NT	NT	TP	TP	TP	NT	NT	GC	TP
Mondays to Fridays				■							
York	d	1553			1616	1624					1641
Leeds	d	1620		1623	1636	1644	1653				1709
Cottingley	d			1629							
Morley	d			1633							
Batley	d			1639							
Dewsbury	d			1642	1647						1720
Ravensthorpe	d			1645							
Wakefield Westgate	d								1644		
Wakefield Kirkgate	d								1650	1705	
Mirfield	d			1650					1706	1717	
Brighouse	a			1700						1724	
Deighton	d								1712		
Huddersfield	a	1639			1655	1701	1710		1717		1729
Huddersfield	d	1640	1648		1656	1702	1711	1715			1730
Slaithwaite	d							1722			
Marsden	d							1728			
Greenfield	a							1736			
Mossley	a							1740			
Stalybridge	a		1710		1715			1745			1749
Ashton-under-Lyne	a		1714					1750			
Manchester Victoria	a		1729	1806		1733		1807			
Manchester Piccadilly	a	1716			1732		1746				1805
Manchester Airport	a						1810				
Manchester Oxford Road	a										1809
Liverpool Lime Street	a					1809					1859
		NT	TP	NT	NT	TP	TP	TP	NT	NT	GC
				■							
York	d		1653				1715	1722			
Leeds	d	1656	1720		1723	1737	1744	1753			
Cottingley	d	1702			1729						
Morley	d	1707			1734						
Batley	d	1712			1739						
Dewsbury	d	1716	1731		1743	1748					
Ravensthorpe	d	1719			1746						
Wakefield Westgate	d									1744	
Wakefield Kirkgate	d									1750	1809
Mirfield	d	1723			1750					1806	1821
Brighouse	a				1801						1828
Deighton	d	1731								1812	
Huddersfield	a	1736	1739			1756	1802	1810		1817	
Huddersfield	d		1740	1745		1757	1802	1811	1816		
Slaithwaite	d			1752					1823		
Marsden	d			1758					1829		
Greenfield	a								1837		
Mossley	a								1841		
Stalybridge	a			1811		18f16			1846		
Ashton-under-Lyne	a			1816					1851		
Manchester Victoria	a			1830	1905		1834		1907		
Manchester Piccadilly	a		1817			1833		1842			
Manchester Airport	a		1839					1916			
Manchester Oxford Road	a										
Liverpool Lime Street	a					1909					

Notes: appear at end.

Huddersfield Line - 15 May to 23 October 2016

			Towards Manchester																		
			TP	NT	TP	NT	NT	TP	TP	TP	NT	NT									
Mondays to Fridays																					
York	d	1741		1753						1816	1822										
Leeds	d	1809	1756	1820		1823	1836	1844	1853												
Cottingley	d		1802			1829															
Morley	d		1807			1833															
Batley	d		1812			1838															
Dewsbury	d	1820	1816			1841	1847														
Ravensthorpe	d		1819			1844															
Wakefield Westgate	d																			1844	
Wakefield Kirkgate	d																			1853	
Mirfield	d		1825			1849														1910	
Brighouse	a					1859															
Deighton	d		1832																	1916	
Huddersfield	a	1829	1836	1839			1855	1901	1910											1921	
Huddersfield	d	1830		1840	1848		1856	1902	1911	1915											
Slaithwaite	d																			1922	
Marsden	d																			1928	
Greenfield	a																			1936	
Mossley	a																			1940	
Stalybridge	a	1849			1910		1915													1945	
Ashton-under-Lyne	a				1914															1950	
Manchester Victoria	a				1930	2003		1933												2006	
Manchester Piccadilly	a	1905		1916			1932			1944											
Manchester Airport	a									2014											
Manchester Oxford Road	a	1910																			
Liverpool Lime Street	a	1959								2009											
			TP	NT	TP	NT	TP	TP	NT	NT	TP	TP									
						★															
York	d	1841		1853		1915	1924				1941	2016									
Leeds	d	1909	1856	1920	1926	1941	1953				2009	2041									
Cottingley	d		1902		1932																
Morley	d		1906		1936																
Batley	d		1911		1941																
Dewsbury	d	1920	1915		1945	1952					2020	2052									
Ravensthorpe	d		1918		1948																
Wakefield Westgate	d									1944											
Wakefield Kirkgate	d									1952											
Mirfield	d		1922		1952					2007											
Brighouse	a				2004																
Deighton	d		1930								2013										
Huddersfield	a	1928	1935	1938		2001	2010			2018	2028	2101									
Huddersfield	d	1930		1940		2002	2011	2015			2030	2102									
Slaithwaite	d							2022													
Marsden	d									2028											
Greenfield	a									2036											
Mossley	a									2040											
Stalybridge	a	1949								2045		2049									
Ashton-under-Lyne	a									2050											
Manchester Victoria	a					2033				2105											
Manchester Piccadilly	a	2005		2014				2045			2105	2133									
Manchester Airport	a							2113				2154									
Manchester Oxford Road	a	2009										2110									
Liverpool Lime Street	a	2059					2113					2159									

Notes: appear at end.

Huddersfield Line - 15 May to 23 October 2016

		Towards Manchester									
		NT	NT	NT	TP	TP	NT	GC	NT	NT	TP
York	d				2041	2116					2141
Leeds	d	2026			2109	2141	2126				2209
Cottingley	d	2032					2132				
Morley	d	2036					2136				
Batley	d	2041					2141				
Dewsbury	d	2045			2120	2152	2145				2220
Ravensthorpe	d	2048					2148				
Wakefield Westgate	d			2050						2144	
Wakefield Kirkgate	d			2055				2147		2151	
Mirfield	d	2052		2109			2155	2200		2206	
Brighouse	a							2207			
Deighton	d	2102		2116			2203			2212	
Huddersfield	a	2107		2121	2129	2201	2207			2217	2228
Huddersfield	d		2115		2130	2202			2215		2230
Slaithwaite	d		2122						2222		
Marsden	d		2128							2228	
Greenfield	a		2136							2236	
Mossley	a		2140							2240	
Stalybridge	a		2145		2149					2245	2249
Ashton-under-Lyne	a		2150							2250	
Manchester Victoria	a		2204							2304	
Manchester Piccadilly	a				2205	2233					2305
Manchester Airport	a					2256					
Manchester Oxford Road	a				2209						2309
Liverpool Lime Street	a				2256						2359
		TP	NT	NT	NT	TP	NT	TP	TP	TP	TP
								FX	FO		
York	d					2230		2306		2306	
Leeds	d	2241		2226		2309	2313	2335		2335	
Cottingley	d			2232			2319				
Morley	d			2236			2323				
Batley	d			2241			2328				
Dewsbury	d	2252		2245		2320	2332	2346		2346	
Ravensthorpe	d			2248			2335				
Wakefield Westgate	d				2248						
Wakefield Kirkgate	d				2253						
Mirfield	d			2252	2310		2339				
Brighouse	a										
Deighton	d			2303	2317		2346				
Huddersfield	a	2301		2307	2322	2328	2351	2354		2354	
Huddersfield	d	2302	2306			2330		2355		2355	
Slaithwaite	d		2313								
Marsden	d		2319								
Greenfield	a		2327								
Mossley	a		2331								
Stalybridge	a		2336								
Ashton-under-Lyne	a		2340								
Manchester Victoria	a		2354								
Manchester Piccadilly	a	2337				0004		0028		0041	
Manchester Airport	a							0050		0056	
Manchester Oxford Road	a										
Liverpool Lime Street	a										

Notes: appear at end.

Huddersfield Line - 15 May to 23 October 2016

Saturday		Towards Manchester									
		TP	TP	TP	TP	TP	TP	TP	NT	TP	TP
York	d	0138	0252	0400	0521	0555	0616			0640	0652
Leeds	d	0220	0335	0449	0550	0620	0644	0652		0710	0720
Cottingley	d										
Morley	d										
Batley	d										
Dewsbury	d				0601	0631				0721	
Ravensthorpe	d										
Wakefield Westgate	d										
Wakefield Kirkgate	d										
Mirfield	d										
Brighouse	a										
Deighton	d										
Huddersfield	a	0256	0411	0526	0609	0639	0701	0709		0730	0738
Huddersfield	d	0256	0411	0526	0611	0640	0702	0710	0715	0731	0739
Slaithwaite	d								0722		
Marsden	d								0728		
Greenfield	a								0736		
Mossley	a								0740		
Stalybridge	a				0629	0658		0728	0745	0749	0757
Ashton-under-Lyne	a								0750		
Manchester Victoria	a						0733		0804		
Manchester Piccadilly	a	0329	0443	0557	0645	0714		0743		0806	0816
Manchester Airport	a	0349	0505	0619	0710	0742		0810			0839
Manchester Oxford Road	a									0809	
Liverpool Lime Street	a						0809			0859	
			NT	NT	TP	TP	NT	TP	NT	TP	TP
			■								
York	d				0715		0724		0737		0750
Leeds	d		0723	0735	0744		0753		0809	0756	0824
Cottingley	d									0802	
Morley	d		0731							0806	
Batley	d		0736							0811	
Dewsbury	d		0739	0746					0820	0815	
Ravensthorpe	d									0818	
Wakefield Westgate	d					0730					
Wakefield Kirkgate	d					0738					
Mirfield	d		0747				0753			0822	
Brighouse	a		0758								
Deighton	d						0802			0830	
Huddersfield	a			0755	0801	0807	0810		0828	0836	0841
Huddersfield	d	0743		0756	0802		0811	0815	0830		0842
Slaithwaite	d	0750						0822			
Marsden	d	0756						0828			
Greenfield	a	0804						0836			
Mossley	a	0808						0840			
Stalybridge	a	0813		0817				0845	0849		
Ashton-under-Lyne	a	0817						0850			
Manchester Victoria	a	0830	0904		0833			0905			
Manchester Piccadilly	a			0833			0845		0905		0913
Manchester Airport	a						0910				0939
Manchester Oxford Road	a								0909		
Liverpool Lime Street	a				0909				0959		

Notes: appear at end.

Huddersfield Line - 15 May to 23 October 2016

Saturday		Towards Manchester									
		NT	TP	TP	TP	NT	NT	TP	NT	TP	NT
		■									■
York	d			0815	0824			0840		0853	
Leeds	d	0826	0836	0844	0854			0909	0856	0920	0926
Cottingley	d								0902		
Morley	d	0834							0906		0934
Batley	d	0839							0911		0939
Dewsbury	d	0842	0847					0920	0915		0942
Ravensthorpe	d								0918		
Wakefield Westgate	d					0844					
Wakefield Kirkgate	d					0851					
Mirfield	d	0849				0905			0922		0948
Brighouse	a	0859									0959
Deighton	d					0913			0930		
Huddersfield	a		0855	0901	0911		0918	0928	0935	0938	
Huddersfield	d		0856	0902	0912	0916		0930		0940	
Slaithwaite	d					0923					
Marsden	d					0929					
Greenfield	a					0937					
Mossley	a					0941					
Stalybridge	a		0915			0946		0949			
Ashton-under-Lyne	a					0951					
Manchester Victoria	a	1004		0933		1008					1104
Manchester Piccadilly	a		0932		0945			1005		1013	
Manchester Airport	a				1010					1039	
Manchester Oxford Road	a							1009			
Liverpool Lime Street	a			1008				1059			
		TP	TP	TP	NT	NT	TP	NT	TP	NT	TP
										■	
York	d		0915	0924			0941		0953		
Leeds	d	0936	0944	0953			1009	0956	1020	1026	1036
Cottingley	d							1002			
Morley	d							1006		1034	
Batley	d							1011		1039	
Dewsbury	d	0947					1020	1015		1042	1047
Ravensthorpe	d							1018			
Wakefield Westgate	d					0944					
Wakefield Kirkgate	d					0950					
Mirfield	d					1006		1022		1048	
Brighouse	a									1059	
Deighton	d					1012		1030			
Huddersfield	a	0955	1001	1010		1018	1028	1035	1038		1055
Huddersfield	d	0956	1002	1011	1015		1030		1040		1056
Slaithwaite	d				1022						
Marsden	d				1028						
Greenfield	a				1036						
Mossley	a				1040						
Stalybridge	a	1015			1045		1049				1115
Ashton-under-Lyne	a				1050						
Manchester Victoria	a		1033		1105					1204	
Manchester Piccadilly	a	1032		1045			1105		1113		1132
Manchester Airport	a			1110					1139		
Manchester Oxford Road	a						1109				
Liverpool Lime Street	a		1108				1159				

Notes: appear at end.

Huddersfield Line - 15 May to 23 October 2016

Saturday		Towards Manchester									
		TP	TP	NT	NT	TP	NT	TP	NT	TP	TP
York	d	1016	1024			1041		1053			1115
Leeds	d	1044	1053			1109	1056	1120	1126	1136	1144
Cottingley	d						1102				
Morley	d						1106		1134		
Batley	d						1111		1139		
Dewsbury	d					1120	1115		1142	1147	
Ravensthorpe	d						1118				
Wakefield Westgate	d				1044						
Wakefield Kirkgate	d				1050						
Mirfield	d				1106		1122		1148		
Brighouse	a								1159		
Deighton	d				1112		1130				
Huddersfield	a	1101	1110			1118	1128	1135	1138		1155 1201
Huddersfield	d	1102	1111	1115			1130		1140		1156 1202
Slaithwaite	d				1122						
Marsden	d				1128						
Greenfield	a				1136						
Mossley	a				1140						
Stalybridge	a				1145		1149				1215
Ashton-under-Lyne	a				1150						
Manchester Victoria	a	1133		1208					1304		1233
Manchester Piccadilly	a		1144			1205		1213		1232	
Manchester Airport	a		1210					1239			
Manchester Oxford Road	a					1209					
Liverpool Lime Street	a	1208				1259					1308
		TP	NT	NT	TP	NT	TP	NT	TP	TP	TP
York	d	1124			1141		1153			1216	1224
Leeds	d	1153			1209	1156	1220	1226	1236	1244	1253
Cottingley	d					1202					
Morley	d					1206		1234			
Batley	d					1211		1239			
Dewsbury	d				1220	1215		1242	1247		
Ravensthorpe	d					1218					
Wakefield Westgate	d			1144							
Wakefield Kirkgate	d			1150							
Mirfield	d			1206		1222		1248			
Brighouse	a							1259			
Deighton	d			1212		1230					
Huddersfield	a	1210		1218	1228	1235	1238		1255	1301	1310
Huddersfield	d	1211	1215		1230		1240		1256	1302	1311
Slaithwaite	d		1222								
Marsden	d		1228								
Greenfield	a		1236								
Mossley	a		1240								
Stalybridge	a		1245		1249				1315		
Ashton-under-Lyne	a		1250								
Manchester Victoria	a		1305					1404		1333	
Manchester Piccadilly	a	1244			1305		1313		1332		1344
Manchester Airport	a	1310					1339				1410
Manchester Oxford Road	a				1309						
Liverpool Lime Street	a				1359					1408	

Notes: appear at end.

Huddersfield Line - 15 May to 23 October 2016

Saturday		Towards Manchester									
		GC	NT	NT	TP	NT	TP	NT	TP	TP	TP
York	d				1241		1253			1315	1324
Leeds	d				1309	1256	1320	1326	1336	1344	1351
Cottingley	d					1302					
Morley	d					1306		1334			
Batley	d					1311		1339			
Dewsbury	d				1320	1315		1342	1347		
Ravensthorpe	d					1318					
Wakefield Westgate	d			1244							
Wakefield Kirkgate	d	1243		1250							
Mirfield	d	1300		1306		1322		1348			
Brighouse	a	1308						1359			
Deighton	d			1312		1330					
Huddersfield	a			1318	1328	1335	1338		1355	1401	1408
Huddersfield	d				1330		1340		1356	1402	1409
Slaithwaite	d			1322							
Marsden	d			1328							
Greenfield	a			1336							
Mossley	a			1340							
Stalybridge	a			1345		1349			1415		
Ashton-under-Lyne	a			1350							
Manchester Victoria	a			1407				1504		1433	
Manchester Piccadilly	a				1405		1413		1432		1444
Manchester Airport	a						1439				1510
Manchester Oxford Road	a				1409						
Liverpool Lime Street	a				1459					1508	
		NT	NT	TP	NT	TP	NT	TP	TP	TP	NT
York	d			1341		1353			1416	1424	
Leeds	d			1409	1356	1420	1426	1436	1444	1453	
Cottingley	d				1402						
Morley	d				1406		1434				
Batley	d				1411		1439				
Dewsbury	d			1420	1415		1442	1447			
Ravensthorpe	d				1418						
Wakefield Westgate	d			1344							
Wakefield Kirkgate	d			1350							
Mirfield	d			1406		1422		1448			
Brighouse	a						1459				
Deighton	d			1412		1430					
Huddersfield	a			1418	1428	1435	1438		1456	1501	1510
Huddersfield	d	1415		1430		1440		1456	1502	1511	1515
Slaithwaite	d	1422									1522
Marsden	d	1428									1528
Greenfield	a	1436									1536
Mossley	a	1440									1540
Stalybridge	a	1445		1450				1515			1545
Ashton-under-Lyne	a	1450									1550
Manchester Victoria	a	1507					1604		1533		1607
Manchester Piccadilly	a			1505		1513		1532		1544	
Manchester Airport	a					1539				1610	
Manchester Oxford Road	a			1509							
Liverpool Lime Street	a			1559					1608		

Notes: appear at end.

Huddersfield Line - 15 May to 23 October 2016

Saturday		Towards Manchester									
		NT	TP	TP	NT	NT	TP	TP	TP	NT	NT
York	d		1441	1453				1515	1524		
Leeds	d		1509	1517	1456	1526	1536	1544	1553		
Cottingley	d				1502						
Morley	d				1506	1534					
Batley	d				1511	1539					
Dewsbury	d		1520		1515	1542	1547				
Ravensthorpe	d				1518						
Wakefield Westgate	d	1444									1544
Wakefield Kirkgate	d	1450									1550
Mirfield	d	1506			1534	1548					1606
Brighouse	a					1559					
Deighton	d	1512			1539						1612
Huddersfield	a	1518	1528	1534	1544		1555	1601	1610		1618
Huddersfield	d		1530	1535			1556	1602	1611	1615	
Slaithwaite	d										1622
Marsden	d										1628
Greenfield	a										1636
Mossley	a										1640
Stalybridge	a		1549				1615				1645
Ashton-under-Lyne	a										1650
Manchester Victoria	a					1704		1633			1707
Manchester Piccadilly	a	1605	1613				1632		1644		
Manchester Airport	a		1639						1712		
Manchester Oxford Road	a	1609									
Liverpool Lime Street	a	1659						1708			
		TP	NT	TP	NT	TP	TP	TP	NT	NT	TP
York	d	1541		1553			1616	1624			1641
Leeds	d	1609	1556	1620	1623	1636	1644	1653			1709
Cottingley	d		1602		1629						
Morley	d		1606		1633						
Batley	d		1611		1639						
Dewsbury	d	1620	1615		1642	1647					1720
Ravensthorpe	d		1618		1645						
Wakefield Westgate	d										1644
Wakefield Kirkgate	d										1650
Mirfield	d		1622		1650						1706
Brighouse	a				1700						
Deighton	d		1630								1712
Huddersfield	a	1628	1635	1638		1655	1701	1710		1718	1729
Huddersfield	d	1630		1640		1656	1702	1711	1715		1730
Slaithwaite	d										1722
Marsden	d										1728
Greenfield	a										1736
Mossley	a										1740
Stalybridge	a	1649				1715			1745		1749
Ashton-under-Lyne	a								1750		
Manchester Victoria	a				1805		1733		1807		
Manchester Piccadilly	a	1705		1713		1732		1746			1805
Manchester Airport	a			1739				1810			
Manchester Oxford Road	a	1709									1809
Liverpool Lime Street	a	1759					1808				1859

Notes: appear at end.

Huddersfield Line - 15 May to 23 October 2016

Saturday		Towards Manchester									
		NT	TP	NT	NT	TP	TP	TP	GC	NT	NT
York	d		1653		■			1715	1722		
Leeds	d	1656	1720			1723	1737	1744	1753		
Cottingley	d	1702				1729					
Morley	d	1706				1733					
Batley	d	1711				1739					
Dewsbury	d	1715	1731			1742	1748				
Ravensthorpe	d	1718				1745					
Wakefield Westgate	d										1744
Wakefield Kirkgate	d								1743		1750
Mirfield	d	1722				1750			1800		1806
Brighouse	a					1800			1809		
Deighton	d	1730									1812
Huddersfield	a	1735	1739				1756	1802	1810		1818
Huddersfield	d		1740	1745			1757	1802	1811		1816
Slaithwaite	d			1752							1823
Marsden	d			1758							1829
Greenfield	a										1837
Mossley	a										1841
Stalybridge	a			1811			1816				1846
Ashton-under-Lyne	a			1816							1851
Manchester Victoria	a			1830	1905			1834			1907
Manchester Piccadilly	a		1817				1833		1842		
Manchester Airport	a		1839						1915		
Manchester Oxford Road	a										
Liverpool Lime Street	a							1909			
		TP	NT	TP	NT	TP	TP	TP	GC	NT	NT
■											
York	d	1741		1753				1816	1822		
Leeds	d	1809	1756	1820	1823	1836	1844	1853			
Cottingley	d		1802		1829						
Morley	d		1806		1833						
Batley	d		1811		1838						
Dewsbury	d	1820	1815		1842	1847					
Ravensthorpe	d		1818		1845						
Wakefield Westgate	d										1844
Wakefield Kirkgate	d								1845		1850
Mirfield	d		1822		1849				1858		1906
Brighouse	a				1900				1910		
Deighton	d		1830								1912
Huddersfield	a	1829	1835	1839		1855	1901	1910			1918
Huddersfield	d	1830		1840		1856	1902	1911		1915	
Slaithwaite	d										1922
Marsden	d										1928
Greenfield	a										1936
Mossley	a										1940
Stalybridge	a	1849					1915				1945
Ashton-under-Lyne	a										1950
Manchester Victoria	a				2006			1933			2005
Manchester Piccadilly	a	1905		1916		1932			1944		
Manchester Airport	a								2013		
Manchester Oxford Road	a	1910									
Liverpool Lime Street	a	1959						2008			

Notes: appear at end.

Huddersfield Line - 15 May to 23 October 2016

		Towards Manchester									
		TP	NT	TP	NT	TP	TP	NT	NT	TP	TP
		★									
York	d	1841		1853		1915	1924			1941	2016
Leeds	d	1909	1856	1920	1926	1941	1953			2009	2041
Cottingley	d		1902		1932						
Morley	d		1906		1936						
Batley	d		1911		1941						
Dewsbury	d	1920	1915		1945	1952				2020	2052
Ravensthorpe	d		1918		1948						
Wakefield Westgate	d								1944		
Wakefield Kirkgate	d								1950		
Mirfield	d		1922		1952				2006		
Brighouse	a				2004						
Deighton	d		1930						2012		
Huddersfield	a	1928	1935	1938		2001	2010		2018	2028	2101
Huddersfield	d	1930		1940		2002	2011	2015		2030	2102
Slaithwaite	d							2022			
Marsden	d								2028		
Greenfield	a								2036		
Mossley	a								2040		
Stalybridge	a	1949							2045		2049
Ashton-under-Lyne	a								2050		
Manchester Victoria	a					2033			2105		
Manchester Piccadilly	a	2005		2014			2045			2105	2133
Manchester Airport	a						2113				2154
Manchester Oxford Road	a	2009								2110	
Liverpool Lime Street	a	2059				2108				2159	
		NT	NT	NT	TP	TP	GC	NT	NT	NT	TP
York	d				2041	2116					2141
Leeds	d	2026			2109	2141		2126			2209
Cottingley	d	2032						2132			
Morley	d	2036						2136			
Batley	d	2041						2141			
Dewsbury	d	2045			2120	2152		2145			2220
Ravensthorpe	d	2048						2148			
Wakefield Westgate	d			2050						2144	
Wakefield Kirkgate	d			2056			2132			2150	
Mirfield	d	2052		2109			2144	2152		2204	
Brighouse	a						2151				
Deighton	d	2102		2116				2202		2211	
Huddersfield	a	2107		2121	2130	2201		2207		2217	2228
Huddersfield	d		2115		2130	2202			2215		2230
Slaithwaite	d		2122						2222		
Marsden	d		2128						2228		
Greenfield	a		2136						2236		
Mossley	a		2140						2240		
Stalybridge	a	2145		2149					2245		2249
Ashton-under-Lyne	a	2150							2250		
Manchester Victoria	a		2204						2304		
Manchester Piccadilly	a				2205	2233					2305
Manchester Airport	a					2256					
Manchester Oxford Road	a				2209						2309
Liverpool Lime Street	a				2256						2359

Notes: appear at end.

Huddersfield Line - 15 May to 23 October 2016

Saturday		Towards Manchester						
		TP	NT	NT	NT	TP	NT	TP
York	d					2230		2306
Leeds	d	2241		2226		2309	2313	2335
Cottingley	d			2232			2319	
Morley	d			2236			2323	
Batley	d			2241			2328	
Dewsbury	d	2252		2245		2320	2332	2346
Ravensthorpe	d			2248			2335	
Wakefield Westgate	d				2248			
Wakefield Kirkgate	d				2253			
Mirfield	d			2252	2310		2339	
Brighouse	a							
Deighton	d			2303	2316		2346	
Huddersfield	a	2301		2309	2322	2328	2351	2354
Huddersfield	d	2302	2306			2330		2355
Slaithwaite	d		2313					
Marsden	d		2319					
Greenfield	a		2327					
Mossley	a		2331					
Stalybridge	a		2336					
Ashton-under-Lyne	a		2340					
Manchester Victoria	a		2354					
Manchester Piccadilly	a	2337				0004		0027
Manchester Airport	a							0047
Manchester Oxford Road	a							
Liverpool Lime Street	a							

Sundays		Until 12 June and from 28 August										Towards Manchester	
		TP	TP	TP	TP	TP	TP	NT	NT	TP	TP		
York	d	0230	0400	0512	0612	0712	0809			0850	0911		
Leeds	d	0300	0430	0540	0640	0740	0840		0856	0915	0944		
Cottingley	d								0902				
Morley	d								0906				
Batley	d								0911				
Dewsbury	d				0651	0751	0851		0915	0926			
Ravensthorpe	d								0918				
Wakefield Westgate	d												
Wakefield Kirkgate	d												
Mirfield	d								0922				
Brighouse	a												
Deighton	d								0928				
Huddersfield	a	0317	0447	0557	0700	0800	0900		0934	0935	1001		
Huddersfield	d	0318	0448	0558	0701	0801	0901	0915		0936	1002		
Slaithwaite	d								0922				
Marsden	d								0928				
Greenfield	a								0936				
Mossley	a								0940				
Stalybridge	a				0719	0819	0919		0945		0954		
Ashton-under-Lyne	a								0950				
Manchester Victoria	a								1004			1033	
Manchester Piccadilly	a	0349	0519	0630	0734	0834	0934				1010		
Manchester Airport	a	0408	0538	0650	0754	0854	0954						
Manchester Oxford Road	a										1014		
Liverpool Lime Street	a										1101	1108	

Notes: appear at end.

Huddersfield Line - 15 May to 23 October 2016

Sundays		Until 12 June and from 28 August						Towards Manchester			
		TP	NT	TP	TP	TP	TP	NT	TP	NT	TP
York	d	0928		0945		1012	1028		1045		1115
Leeds	d	0953		1010	1036	1044	1053		1110	1056	1144
Cottingley	d									1102	
Morley	d									1106	
Batley	d									1111	
Dewsbury	d			1021	1047				1121	1115	
Ravensthorpe	d									1118	
Wakefield Westgate	d										
Wakefield Kirkgate	d										
Mirfield	d									1123	
Brighouse	a										
Deighton	d									1130	
Huddersfield	a	1010		1029	1055	1101	1110		1129	1136	1201
Huddersfield	d	1011	1016	1030	1056	1102	1111	1115	1130		1202
Slaithwaite	d		1023					1122			
Marsden	d		1029					1128			
Greenfield	a		1037					1136			
Mossley	a		1041					1140			
Stalybridge	a		1046	1049				1145	1149		
Ashton-under-Lyne	a		1050					1150			
Manchester Victoria	a		1104			1133		1205			1233
Manchester Piccadilly	a	1047		1106	1131		1142		1206		
Manchester Airport	a	1118					1209				
Manchester Oxford Road	a			1110					1210		
Liverpool Lime Street	a			1159		1208			1259		1308

		TP	NT	TP	TP	TP	TP	NT	TP	NT	TP
York	d	1124		1145		1216	1224		1245		
Leeds	d	1153		1210	1236	1244	1253		1310	1256	1336
Cottingley	d									1302	
Morley	d									1306	
Batley	d									1311	
Dewsbury	d			1221	1247				1321	1315	1347
Ravensthorpe	d									1318	
Wakefield Westgate	d										
Wakefield Kirkgate	d										
Mirfield	d									1323	
Brighouse	a										
Deighton	d									1330	
Huddersfield	a	1210		1229	1255	1301	1310		1329	1336	1355
Huddersfield	d	1211	1215	1230	1256	1302	1311	1315	1330		1356
Slaithwaite	d		1222					1322			
Marsden	d		1228					1328			
Greenfield	a		1236					1336			
Mossley	a		1240					1340			
Stalybridge	a		1245	1249				1345	1349		
Ashton-under-Lyne	a		1250					1350			
Manchester Victoria	a		1305			1333		1405			
Manchester Piccadilly	a	1242		1306	1331		1344		1406		1431
Manchester Airport	a	1311					1405				
Manchester Oxford Road	a			1310					1410		
Liverpool Lime Street	a			1359		1408			1459		

Notes: appear at end.

Huddersfield Line - 15 May to 23 October 2016

Sundays		Until 12 June and from 28 August					Towards Manchester				
		TP	TP	GC	NT	TP	TP	TP	TP	NT	TP
York	d	1315	1324			1345		1416	1424		1445
Leeds	d	1344	1353			1410	1436	1444	1453		1510
Cottingley	d										
Morley	d										
Batley	d										
Dewsbury	d					1421	1447				1521
Ravensthorpe	d										
Wakefield Westgate	d										
Wakefield Kirkgate	d			1348							
Mirfield	d			1400							
Brighouse	a			1408							
Deighton	d										
Huddersfield	a	1401	1410			1429	1455	1501	1510		1529
Huddersfield	d	1402	1411		1415	1430	1456	1502	1511	1515	1530
Slaithwaite	d				1422					1522	
Marsden	d				1428					1528	
Greenfield	a				1436					1536	
Mossley	a				1440					1540	
Stalybridge	a				1445	1449				1545	1549
Ashton-under-Lyne	a				1450					1550	
Manchester Victoria	a	1433			1505			1533		1605	
Manchester Piccadilly	a		1442			1506	1531		1542		1606
Manchester Airport	a		1508						1605		
Manchester Oxford Road	a					1510					1610
Liverpool Lime Street	a	1508				1559		1608			1659
NT TP TP TP NT TP TP TP TP NT											
York	d			1515	1524		1545		1616	1624	
Leeds	d	1456	1536	1544	1553		1610	1636	1644	1653	
Cottingley	d	1502									
Morley	d	1506									
Batley	d	1511									
Dewsbury	d	1515	1547				1621	1647			
Ravensthorpe	d	1518									
Wakefield Westgate	d										
Wakefield Kirkgate	d										
Mirfield	d	1523									
Brighouse	a										
Deighton	d	1530									
Huddersfield	a	1536	1555	1601	1610		1629	1655	1701	1710	
Huddersfield	d		1556	1602	1611	1615	1630	1656	1702	1711	1715
Slaithwaite	d					1622					1722
Marsden	d					1628					1728
Greenfield	a					1636					1736
Mossley	a					1640					1740
Stalybridge	a					1645	1649				1745
Ashton-under-Lyne	a					1650					1750
Manchester Victoria	a			1633		1705			1733		1805
Manchester Piccadilly	a		1631		1643		1706	1731		1746	
Manchester Airport	a				1708					1805	
Manchester Oxford Road	a						1710				
Liverpool Lime Street	a			1708			1759		1808		

Notes: appear at end.

Huddersfield Line - 15 May to 23 October 2016

Sundays		Until 12 June and from 28 August						Towards Manchester			
		TP	NT	TP	TP	TP	GC	NT	TP	TP	TP
York	d	1645			1715	1724			1745		1816
Leeds	d	1710	1656	1739	1744	1753			1810	1836	1844
Cottingley	d		1702								
Morley	d		1706								
Batley	d		1711								
Dewsbury	d	1721	1715						1821	1847	
Ravensthorpe	d		1718								
Wakefield Westgate	d										
Wakefield Kirkgate	d						1747				
Mirfield	d		1722				1800				
Brighouse	a						1808				
Deighton	d		1730								
Huddersfield	a	1729	1736	1757	1801	1810			1829	1855	1901
Huddersfield	d	1730		1757	1802	1811		1815	1830	1856	1902
Slaithwaite	d							1822			
Marsden	d							1828			
Greenfield	a							1836			
Mossley	a							1840			
Stalybridge	a	1749						1845	1849		
Ashton-under-Lyne	a							1850			
Manchester Victoria	a				1833			1905			1933
Manchester Piccadilly	a	1806		1831		1842			1906	1931	
Manchester Airport	a					1908					
Manchester Oxford Road	a	1810							1910		
Liverpool Lime Street	a	1859			1910				1959		2008

		TP	NT	TP	NT	TP	TP	NT	TP	TP	NT
York	d	1824		1845		1915	1924		1945	2016	
Leeds	d	1853		1910	1856	1941	1953		2010	2041	
Cottingley	d				1902						
Morley	d				1906						
Batley	d				1911						
Dewsbury	d			1921	1915	1952			2021	2052	
Ravensthorpe	d				1918						
Wakefield Westgate	d										
Wakefield Kirkgate	d										
Mirfield	d				1923						
Brighouse	a										
Deighton	d				1930						
Huddersfield	a	1910		1929	1936	2001	2010		2029	2101	
Huddersfield	d	1911	1915	1930		2002	2011	2015	2030	2102	2115
Slaithwaite	d		1922					2022			2122
Marsden	d		1928					2028			2128
Greenfield	a		1936					2036			2136
Mossley	a		1940					2040			2140
Stalybridge	a		1945	1949				2045	2049		2145
Ashton-under-Lyne	a		1950					2050			2150
Manchester Victoria	a		2005			2033		2105			2205
Manchester Piccadilly	a	1944		2006			2045		2106	2135	
Manchester Airport	a	2005					2108				
Manchester Oxford Road	a			2010					2110		
Liverpool Lime Street	a			2059		2108			2159		

Notes: appear at end.








Huddersfield Line - 15 May to 23 October 2016

Sundays		Until 12 June and from 28 August					Towards Manchester				
		GC	TP	NT	TP	GC	NT	TP	TP	NT	TP
York	d		2045		2116			2145	2228		2317
Leeds	d		2110	2056	2141			2210	2253	2256	2344
Cottingley	d			2102						2302	
Morley	d			2106						2306	
Batley	d			2111						2311	
Dewsbury	d		2121	2115	2152			2221	2304	2315	2355
Ravensthorpe	d			2118						2318	
Wakefield Westgate	d										
Wakefield Kirkgate	d	2058				2121					
Mirfield	d	2113		2122		2136				2322	
Brighouse	a	2123				2143					
Deighton	d			2130						2328	
Huddersfield	a		2129	2134	2201			2229	2312	2333	0003
Huddersfield	d		2130	2135	2202		2215	2230	2313		0004
Slaithwaite	d			2142			2222				
Marsden	d			2150			2228				
Greenfield	a						2236				
Mossley	a						2240				
Stalybridge	a		2149				2245	2249	2331		
Ashton-under-Lyne	a						2250				
Manchester Victoria	a						2303		2349		
Manchester Piccadilly	a		2206		2233			2305			0036
Manchester Airport	a				2254						0058
Manchester Oxford Road	a		2210					2310			
Liverpool Lime Street	a		2259					2359			

Sundays		From 19 June to 21 August					Towards Manchester				
		TP	TP	TP	TP	TP	TP	TP	TP	NT	
York	d	0130	0400		0512		0612		0712		
Leeds	d	0220	0430		0540		0640		0740		
Cottingley	d										
Morley	d										
Batley	d										
Dewsbury	d						0651		0751		
Ravensthorpe	d										
Wakefield Westgate	d										
Wakefield Kirkgate	d										
Mirfield	d										
Brighouse	a										
Deighton	d										
Huddersfield	a	0255	0447		0557		0700		0800		
Huddersfield	d	0255		0500		0610		0710		0810	
Slaithwaite	d									0815	
Marsden	d									0835	
Greenfield	a									0845	
Mossley	a									0905	
Stalybridge	a					0700		0800		0914	
Ashton-under-Lyne	a									0925	
Manchester Victoria	a									0935	
Manchester Piccadilly	a	0355		0600		0720s		0820s		0920s	
Manchester Airport	a	0420		0625		0745		0845		0945	
Manchester Oxford Road	a										
Liverpool Lime Street	a										

Notes: appear at end.

Huddersfield Line - 15 May to 23 October 2016

		Sundays From 19 June to 21 August					Towards Manchester				
		TP	NT 	NT	TP	TP 	TP	TP	NT 	TP	TP 
York	d	0809			0850		0911	0928		0945	
Leeds	d	0840		0856	0916		0944	0958		1010	
Cottingley	d			0902							
Morley	d			0906							
Batley	d			0911							
Dewsbury	d	0851		0915	0927			1009		1021	
Ravensthorpe	d			0918							
Wakefield Westgate	d										
Wakefield Kirkgate	d										
Mirfield	d			0922							
Brighouse	a										
Deighton	d			0928							
Huddersfield	a	0900		0934	0937					1029	
Huddersfield	d	0903	0915			0950			1015	1045	
Slaithwaite	d		0935						1035		
Marsden	d		0945						1045		
Greenfield	a		1005						1105		
Mossley	a		1014						1114		
Stalybridge	a		1025						1125		
Ashton-under-Lyne	a		1035						1135		
Manchester Victoria	a	0951	1105				1048	1056	1205		
Manchester Piccadilly	a	1006						1132			
Manchester Airport	a	1022				1105		1150		1200	
Manchester Oxford Road	a										
Liverpool Lime Street	a							1125			
		TP	NT 	TP	TP	TP	NT 	TP	TP	NT 	TP
York	d			1012	1028	1045					1115
Leeds	d	1036		1044	1053	1110	1056		1138		1144
Cottingley	d						1102				
Morley	d						1106				
Batley	d						1111				
Dewsbury	d	1047				1121	1115				
Ravensthorpe	d						1118				
Wakefield Westgate	d										
Wakefield Kirkgate	d										
Mirfield	d						1123				
Brighouse	a										
Deighton	d						1130				
Huddersfield	a	1056				1129	1136		1156		
Huddersfield	d		1115					1145		1215	
Slaithwaite	d		1135							1235	
Marsden	d		1145							1245	
Greenfield	a		1205							1305	
Mossley	a		1214							1314	
Stalybridge	a		1225							1325	
Ashton-under-Lyne	a		1235							1335	
Manchester Victoria	a		1305	1149						1405	1243
Manchester Piccadilly	a						1206				
Manchester Airport	a						1222		1300		
Manchester Oxford Road	a										
Liverpool Lime Street	a			1237							1319

Notes: appear at end.

Huddersfield Line - 15 May to 23 October 2016

		From 19 June to 21 August					Towards Manchester				
		TP	TP	TP ⚡	TP	NT ⚡	TP	TP	NT	TP ⚡	
York	d	1124	1145				1216	1224	1245		
Leeds	d	1152	1210		1236		1244	1252	1310	1256	
Cottingley	d									1302	
Morley	d									1306	
Batley	d									1311	
Dewsbury	d	1203	1221		1247			1303	1321	1315	
Ravensthorpe	d									1318	
Wakefield Westgate	d										
Wakefield Kirkgate	d										
Mirfield	d									1323	
Brighouse	a										
Deighton	d									1330	
Huddersfield	a		1229		1255				1329	1336	
Huddersfield	d			1245		1315					1345
Slaithwaite	d					1335					
Marsden	d					1345					
Greenfield	a					1405					
Mossley	a					1414					
Stalybridge	a					1425					
Ashton-under-Lyne	a					1435					
Manchester Victoria	a	1250				1505	1342	1350			
Manchester Piccadilly	a	1307						1406			
Manchester Airport	a	1324		1400				1424			1500
Manchester Oxford Road	a										
Liverpool Lime Street	a						1419				
		GC	TP	NT ⚡	TP	TP	TP	TP ⚡	TP	NT ⚡	TP
York	d				1315	1324	1345				1416
Leeds	d		1336		1342	1350	1410		1436		1444
Cottingley	d										
Morley	d										
Batley	d										
Dewsbury	d		1347			1407	1421		1447		
Ravensthorpe	d										
Wakefield Westgate	d										
Wakefield Kirkgate	d	1348									
Mirfield	d	1400									
Brighouse	a	1408									
Deighton	d										
Huddersfield	a		1356				1429		1455		
Huddersfield	d			1415				1445		1515	
Slaithwaite	d			1435						1535	
Marsden	d			1445						1545	
Greenfield	a			1505						1605	
Mossley	a			1514						1614	
Stalybridge	a			1525						1625	
Ashton-under-Lyne	a			1535						1635	
Manchester Victoria	a			1605	1446	1456				1705	1542
Manchester Piccadilly	a					1510					
Manchester Airport	a					1524		1600			
Manchester Oxford Road	a										
Liverpool Lime Street	a				1524						1625

Notes: appear at end.

Huddersfield Line - 15 May to 23 October 2016

		From 19 June to 21 August						Towards Manchester			
		TP	TP	NT	TP	TP	NT	TP	TP	TP	TP
York	d	1424	1445					1515	1524	1545	
Leeds	d	1452	1510	1456		1536		1544	1552	1610	
Cottingley	d			1502							
Morley	d			1506							
Batley	d			1511							
Dewsbury	d	1503	1521	1515		1547			1603	1621	
Ravensthorpe	d			1518							
Wakefield Westgate	d										
Wakefield Kirkgate	d										
Mirfield	d			1523							
Brighouse	a										
Deighton	d			1530							
Huddersfield	a		1529	1536		1555				1629	
Huddersfield	d				1545		1615				1645
Slaithwaite	d						1635				
Marsden	d						1645				
Greenfield	a						1705				
Mossley	a						1714				
Stalybridge	a						1725				
Ashton-under-Lyne	a						1735				
Manchester Victoria	a	1550					1805	1642	1650		1800
Manchester Piccadilly	a	1606							1706		
Manchester Airport	a	1622			1700				1722		
Manchester Oxford Road	a										
Liverpool Lime Street	a							1718			

		TP	NT	TP	TP	TP	NT	TP	EC	TP	NT
York	d			1616	1624	1645					
Leeds	d	1636		1644	1652	1710	1656			1739	
Cottingley	d						1702				
Morley	d						1706				
Batley	d						1711				
Dewsbury	d	1647			1703	1721	1715				
Ravensthorpe	d						1718				
Wakefield Westgate	d										
Wakefield Kirkgate	d								1747		
Mirfield	d						1722		1800		
Brighouse	a								1808		
Deighton	d						1730				
Huddersfield	a	1655				1729	1736			1757	
Huddersfield	d		1715					1745			1815
Slaithwaite	d		1735								1835
Marsden	d		1745								1845
Greenfield	a		1805								1905
Mossley	a		1814								1914
Stalybridge	a		1825								1925
Ashton-under-Lyne	a		1835								1935
Manchester Victoria	a		1905	1743	1750						2005
Manchester Piccadilly	a					1806					
Manchester Airport	a					1821		1900			
Manchester Oxford Road	a										
Liverpool Lime Street	a			1819							





Notes: appear at end.

Huddersfield Line - 15 May to 23 October 2016

		From 19 June to 21 August					Towards Manchester				
		TP	TP	TP	TP	NT	TP	TP	TP	NT	
York	d	1715	1724	1745			1816	1824	1845		
Leeds	d	1744	1752	1810		1836	1844	1852	1910	1856	
Cottingley	d									1902	
Morley	d									1906	
Batley	d									1911	
Dewsbury	d		1806	1821		1847		1903	1921	1915	
Ravensthorpe	d									1918	
Wakefield Westgate	d										
Wakefield Kirkgate	d										
Mirfield	d									1923	
Brighouse	a										
Deighton	d									1930	
Huddersfield	a			1829		1857			1929	1936	
Huddersfield	d				1845		1915				
Slaithwaite	d						1935				
Marsden	d						1945				
Greenfield	a						2005				
Mossley	a						2014				
Stalybridge	a						2025				
Ashton-under-Lyne	a						2035				
Manchester Victoria	a	1844	1854				2105	1944	1950		
Manchester Piccadilly	a		1909						2006		
Manchester Airport	a		1924		2000				2021		
Manchester Oxford Road	a										
Liverpool Lime Street	a	1920							2023		
		TP	TP	TP	NT	TP	TP	TP	NT	GC	TP
York	d		1915	1924		1945		2016			2045
Leeds	d		1944	1952		2010		2043			2110
Cottingley	d										
Morley	d										
Batley	d										
Dewsbury	d			2003		2021		2054			2121
Ravensthorpe	d										
Wakefield Westgate	d										
Wakefield Kirkgate	d									2058	
Mirfield	d									2113	
Brighouse	a									2123	
Deighton	d										
Huddersfield	a					2029					2129
Huddersfield	d	1945			2015		2045		2115		
Slaithwaite	d				2035				2135		
Marsden	d				2045				2145		
Greenfield	a				2105				2205		
Mossley	a				2114				2214		
Stalybridge	a				2125				2225		
Ashton-under-Lyne	a				2135				2235		
Manchester Victoria	a		2043	2050	2205		2200	2144	2305		
Manchester Piccadilly	a			2107							
Manchester Airport	a	2100		2125							
Manchester Oxford Road	a										
Liverpool Lime Street	a		2120					2219			

Notes: appear at end.

Huddersfield Line - 15 May to 23 October 2016

Sundays		From 19 June to 21 August					Towards Manchester				
		NT	TP	NT	GC	TP	TP	NT	TP	TP	TP
											
York	d					2116			2145	2228	2230
Leeds	d	2056				2141			2211	2253	2309
Cottingley	d	2102									
Morley	d	2106									
Batley	d	2111									
Dewsbury	d	2115				2152			2222	2304	2320
Ravensthorpe	d	2118									
Wakefield Westgate	d										
Wakefield Kirkgate	d				2121						
Mirfield	d	2122			2136						
Brighouse	a				2143						
Deighton	d	2130									
Huddersfield	a	2135				2201			2230	2312	2327
Huddersfield	d		2145	2145			2215	2215	2234	2316	2330
Slaithwaite	d			2205				2235			
Marsden	d			2215				2245			
Greenfield	a							2305			
Mossley	a							2314			
Stalybridge	a						2305	2325			
Ashton-under-Lyne	a							2335			
Manchester Victoria	a		2300					0005	2327	0004	
Manchester Piccadilly	a						2325s			0021	0004
Manchester Airport	a						2350			0035	
Manchester Oxford Road	a										
Liverpool Lime Street	a										

		NT	TP
York	d		2317
Leeds	d	2256	2347
Cottingley	d	2302	
Morley	d	2306	
Batley	d	2311	
Dewsbury	d	2315	2358
Ravensthorpe	d	2318	
Wakefield Westgate	d		
Wakefield Kirkgate	d		
Mirfield	d	2322	
Brighouse	a		
Deighton	d	2328	
Huddersfield	a	2333	0007
Huddersfield	d		0010
Slaithwaite	d		
Marsden	d		
Greenfield	a		
Mossley	a		
Stalybridge	a		
Ashton-under-Lyne	a		
Manchester Victoria	a		0058
Manchester Piccadilly	a		0113
Manchester Airport	a		0128
Manchester Oxford Road	a		
Liverpool Lime Street	a		

Notes: appear at end.

Huddersfield Line - 15 May to 23 October 2016

Notes: a Arrive. d Depart.

b arrives 1 minute earlier until 30 September.

c arrives 1 minute earlier from 3 October.

e arrives 2 minutes earlier from 3 October.

f arrives 1 minute earlier on Fridays.

g starts 1 minute later from 3 October.

k Runs Mon to Thurs only. On Fridays starts at Manchester Piccadilly.

p Previous night.

★ Through train to Halifax.

FO Fridays only.

FX Fridays excepted.

■ Through train via Calder Valley stations.

R From 18 September to 23 October.

Z Until 11 September.

MO Mondays only.

MX Mondays excepted.

GC Operated by Grand Central. Through train to or from London.

NT Operated by Northern.

TP Operated by TransPennine Express.

 Replacement bus service. Non-folding wheelchairs, prams, cycles etc. cannot be conveyed.

Passengers are advised to allow a minimum connecting time of 10 minutes between trains at Leeds station.

Huddersfield Line

A new timetable will be issued from 24 October 2016 when the leaf-fall timetable on the Huddersfield Line is introduced. Please visit www.tpexpress.co.uk or pick up a new timetable in September.

Penistone Line

Mondays to Fridays Until 30 September		Towards Huddersfield									
Sheffield	d	0536	0636	0736	0836	0936	1036	1136	1236	1336	1436
Meadowhall	d	0542	0642	0742	0842	0942	1042	1142	1242	1342	1442
Chapeltown	d	0548	0648	0748	0848	0948	1048	1148	1248	1348	1448
Elsecar	d										
Wombwell	d	0555	0655	0755	0855	0955	1055	1155	1255	1355	1455
Barnsley	d	0601	0701	0801	0901	1001	1101	1201	1301	1401	1501
Dodworth	d	0607	0707	0807	0907	1007	1107	1207	1307	1407	1507
Silkstone Common	d	0611	0711	0811	0911	1011	1111	1211	1311	1411	1511
Penistone	d	0618	0718	0818	0918	1018	1118	1218	1318	1418	1518
Denby Dale	d	0624	0724	0824	0924	1024	1124	1224	1324	1424	1524
Shepley	d	0629	0729	0829	0929	1029	1129	1229	1329	1429	1529
Stocks Moor	d	0632	0732	0832	0932	1032	1132	1232	1332	1432	1532
Brockholes	d	0636	0736	0836	0936	1036	1136	1236	1336	1436	1536
Honley	d	0638	0738	0838	0938	1038	1138	1238	1338	1438	1538
Berry Brow	d	0641	0741	0841	0941	1041	1141	1241	1341	1441	1541
Lockwood	d	0644	0744	0844	0944	1044	1144	1244	1344	1444	1544
Huddersfield	a	0650	0749	0849	0949	1049	1149	1249	1349	1449	1549
Sheffield	d	1536	1633	1737	1836	1937	2042	2140	2241		
Meadowhall	d	1542	1639	1743	1842	1943	2048	2146	2247		
Chapeltown	d	1548	1646	1749	1848	1949	2054	2152	2253		
Elsecar	d		1651	1754	1853	1954			2258		
Wombwell	d	1555	1655	1758	1857	1958	2101	2159	2302		
Barnsley	d	1601	1701	1804	1905	20q08	2108	2208	2308		
Dodworth	d	1607	1707	1810	1911	2014	2114	2214	2314		
Silkstone Common	d	1611	1711	1814	1915	2018	2118	2218	2318		
Penistone	d	1618	1718	18f24	1922	2025	2125	2225	2325		
Denby Dale	d	1624	1724	1830	1928	2031	2131	2231	2331		
Shepley	d	1629	1729	1835	1933	2036	2136	2236	2336		
Stocks Moor	d	1632	1732	1838	1936	2039	2139	2239	2339		
Brockholes	d	1636	1736	1842	1940	2043	2143	2243	2343		
Honley	d	1638	1738	1844	1942	2045	2145	2245	2345		
Berry Brow	d	1641	1741	1847	1945	2048	2148	2248	2348		
Lockwood	d	1644	1744	1850	1948	2051	2151	2251	2351		
Huddersfield	a	1649	1748	1855	1953	2057	2157	2257	2357		
Mondays to Fridays From 3 October		Towards Huddersfield									
Sheffield	d	0536	0636	0736	0836	0936	1036	1136	1236	1336	1436
Meadowhall	d	0542	0642	0742	0842	0942	1042	1142	1242	1342	1442
Chapeltown	d	0548	0648	0748	0848	0948	1048	1148	1248	1348	1448
Elsecar	d										
Wombwell	d	0555	0655	0755	0855	0955	1055	1155	1255	1355	1455
Barnsley	d	0601	0701	0801	0901	1001	1101	1201	1301	1401	1501
Dodworth	d	0607	0707	0807	0907	1007	1107	1207	1307	1407	1507
Silkstone Common	d	0611	0711	0811	0911	1011	1111	1211	1311	1411	1511
Penistone	d	0618	0718	0818	0918	1018	1118	1218	1318	1418	1518
Denby Dale	d	0624	0724	0824	0924	1024	1124	1224	1324	1424	1524
Shepley	d	0629	0729	0829	0929	1029	1129	1229	1329	1429	1529
Stocks Moor	d	0632	0732	0832	0932	1032	1132	1232	1332	1432	1532
Brockholes	d	0636	0736	0836	0936	1036	1136	1236	1336	1436	1536
Honley	d	0638	0738	0838	0938	1038	1138	1238	1338	1438	1538
Berry Brow	d	0641	0741	0841	0941	1041	1141	1241	1341	1441	1541
Lockwood	d	0644	0744	0844	0944	1044	1144	1244	1344	1444	1544
Huddersfield	a	0654	0754	0854	0954	1054	1154	1254	1354	1454	1554

Notes: appear at end.

Penistone Line

Mondays to Fridays From 3 October

Towards Huddersfield

Sheffield	d	1536	1633	1737	1836	1937	2042	2141	2241	
Meadowhall	d	1542	1639	1743	1842	1943	2048	2147	2247	
Chapelton	d	1548	1645	1749	1848	1949	2054	2153	2253	
Elsecar	d		1650	1754	1853	1954				2258
Wombwell	d	1555	1654	1758	1857	1958	2101	2200	2302	
Barnsley	d	1601	1700	1804	19f06	20g08	2108	2208	2308	
Dodworth	d	1607	1706	1810	1912	2014	2114	2214	2314	
Silkstone Common	d	1611	1710	1814	1916	2018	2118	2218	2318	
Penistone	d	1618	1717	18h27	1923	2025	2125	2225	2325	
Denby Dale	d	1624	1723	1833	1929	2031	2131	2231	2331	
Shepley	d	1629	1728	1838	1934	2036	2136	2236	2336	
Stocks Moor	d	1632	1731	1841	1937	2039	2139	2239	2339	
Brockholes	d	1636	1735	1845	1941	2043	2143	2243	2343	
Honley	d	1638	1737	1847	1943	2045	2145	2245	2345	
Berry Brow	d	1641	1740	1850	1946	2048	2148	2248	2348	
Lockwood	d	1644	1743	1853	1949	2051	2151	2251	2351	
Huddersfield	a	1654	1749	1900	1957	2100	2201	2301	0001	

Saturday

Towards Huddersfield

Until 1 October

Sheffield	d	0636	0736	0836	0936	1036	1136	1236	1336	1436	1536
Meadowhall	d	0642	0742	0842	0942	1042	1142	1242	1342	1442	1542
Chapelton	d	0648	0748	0848	0948	1048	1148	1248	1348	1448	1548
Elsecar	d										
Wombwell	d	0655	0755	0855	0955	1055	1155	1255	1355	1455	1555
Barnsley	d	0701	0801	0901	1001	1101	1201	1301	1401	1501	1601
Dodworth	d	0707	0807	0907	1007	1107	1207	1307	1407	1507	1607
Silkstone Common	d	0711	0811	0911	1011	1111	1211	1311	1411	1511	1611
Penistone	d	0718	0818	0918	1018	1118	1218	1318	1418	1518	1618
Denby Dale	d	0724	0824	0924	1024	1124	1224	1324	1424	1524	1624
Shepley	d	0729	0829	0929	1029	1129	1229	1329	1429	1529	1629
Stocks Moor	d	0732	0832	0932	1032	1132	1232	1332	1432	1532	1632
Brockholes	d	0736	0836	0936	1036	1136	1236	1336	1436	1536	1636
Honley	d	0738	0838	0938	1038	1138	1238	1338	1438	1538	1638
Berry Brow	d	0741	0841	0941	1041	1141	1241	1341	1441	1541	1641
Lockwood	d	0744	0844	0944	1044	1144	1244	1344	1444	1544	1644
Huddersfield	a	0749	0849	0949	1049	1149	1249	1349	1449	1549	1649

Sheffield	d	1636	1737	1836	1937	2042	2141	2241		
Meadowhall	d	1642	1743	1842	1943	2048	2147	2247		
Chapelton	d	1648	1749	1848	1949	2054	2153	2253		
Elsecar	d	1653	1754	1853	1954					2258
Wombwell	d	1657	1758	1857	1958	2101	2200	2302		
Barnsley	d	1703	1804	1903	20g08	2108	2208	2308		
Dodworth	d	1709	1810	1909	2014	2114	2214	2314		
Silkstone Common	d	1713	1814	1913	2018	2118	2218	2318		
Penistone	d	1720	1821	1920	2025	2125	2225	2325		
Denby Dale	d	1726	1827	1926	2031	2131	2231	2331		
Shepley	d	1731	1832	1931	2036	2136	2236	2336		
Stocks Moor	d	1734	1835	1934	2039	2139	2239	2339		
Brockholes	d	1738	1839	1938	2043	2143	2243	2343		
Honley	d	1740	1841	1941	2045	2145	2245	2345		
Berry Brow	d	1743	1844	1944	2048	2148	2248	2348		
Lockwood	d	1746	1847	1946	2051	2151	2251	2351		
Huddersfield	a	1750	1851	1951	2055	2156	2256	2359		

Notes: appear at end.

Penistone Line

Saturday

Towards Huddersfield

From 8 October

Sheffield	d	0636	0736	0836	0936	1036	1136	1236	1336	1436	1536
Meadowhall	d	0642	0742	0842	0942	1042	1142	1242	1342	1442	1542
Chapelton	d	0648	0748	0848	0948	1048	1148	1248	1348	1448	1548
Elsecar	d										
Wombwell	d	0655	0755	0855	0955	1055	1155	1255	1355	1455	1555
Barnsley	d	0701	0801	0901	1001	1101	1201	1301	1401	1501	1601
Dodworth	d	0707	0807	0907	1007	1107	1207	1307	1407	1507	1607
Silkstone Common	d	0711	0811	0911	1011	1111	1211	1311	1411	1511	1611
Penistone	d	0718	0818	0918	1018	1118	1218	1318	1418	1518	1618
Denby Dale	d	0724	0824	0924	1024	1124	1224	1324	1424	1524	1624
Shepley	d	0729	0829	0929	1029	1129	1229	1329	1429	1529	1629
Stocks Moor	d	0732	0832	0932	1032	1132	1232	1332	1432	1532	1632
Brockholes	d	0736	0836	0936	1036	1136	1236	1336	1436	1536	1636
Honley	d	0738	0838	0938	1038	1138	1238	1338	1438	1538	1638
Berry Brow	d	0741	0841	0941	1041	1141	1241	1341	1441	1541	1641
Lockwood	d	0744	0844	0944	1044	1144	1244	1344	1444	1544	1644
Huddersfield	a	0753	0853	0953	1053	1153	1253	1353	1453	1553	1653

Sheffield	d	1636	1737	1836	1937	2043	2141	2241			
Meadowhall	d	1642	1743	1842	1943	2049	2147	2247			
Chapelton	d	1648	1749	1848	1949	2055	2153	2253			
Elsecar	d	1653	1754	1853	1954			2258			
Wombwell	d	1657	1758	1857	1958	2102	2200	2302			
Barnsley	d	1703	1804	1903	20g08	2108	2208	2308			
Dodworth	d	1709	1810	1909	2014	2114	2214	2314			
Silkstone Common	d	1713	1814	1913	2018	2118	2218	2318			
Penistone	d	1720	1821	1920	2025	2125	2225	2325			
Denby Dale	d	1726	1827	1926	2031	2131	2231	2331			
Shepley	d	1731	1832	1931	2036	2136	2236	2336			
Stocks Moor	d	1734	1835	1934	2039	2139	2239	2339			
Brockholes	d	1738	1839	1938	2043	2143	2243	2343			
Honley	d	1740	1841	1941	2045	2145	2245	2345			
Berry Brow	d	1743	1844	1944	2048	2148	2248	2348			
Lockwood	d	1746	1847	1946	2051	2151	2251	2351			
Huddersfield	a	1755	1856	1956	2058	2200	2300	2359			

Sundays

Towards Huddersfield

Until 2 October

Sheffield	d	0939	1149	1236	1339	1539	1654	1740	1939		
Meadowhall	d	0945	1155	1242	1345	1545	1700	1747	1945		
Chapelton	d	0951	1201		1351	1551		1753	1951		
Elsecar	d	0956	1206		1356	1556		1759	1956		
Wombwell	d	1000	1210		1400	1600		1802	2000		
Barnsley	d	1006	1216	13n06	1406	1606	1715	1810	2006		
Dodworth	d	1012	1222	1312	1412	1612	1721	1816	2012		
Silkstone Common	d	1016	1226	1316	1416	1616	1725	1820	2016		
Penistone	d	1023	1233	1323	1423	1623	1732	1827	2023		
Denby Dale	d	1029	1239	1329	1429	1629	1738	1833	2029		
Shepley	d	1034	1244	1334	1434	1634	1743	1838	2034		
Stocks Moor	d	1037	1247	1337	1437	1637	1746	1841	2037		
Brockholes	d	1041	1251	1341	1441	1641	1750	1845	2041		
Honley	d	1043	1253	1343	1443	1643	1752	1847	2043		
Berry Brow	d	1046	1256	1346	1446	1646	1755	1850	2046		
Lockwood	d	1049	1259	1349	1449	1649	1758	1853	2049		
Huddersfield	a	1054	1303	1353	1453	1654	1803	1858	2053		

Notes: appear at end.

Penistone Line

Sundays		Towards Huddersfield									
From 9 October											
Sheffield	d	0939	1149	1236	1339	1539	1654	1740	1939		
Meadowhall	d	0945	1155	1242	1345	1545	1700	1747	1945		
Chapelton	d	0951	1201		1351	1551		1753	1951		
Elsecar	d	0956	1206		1356	1556		1759	1956		
Wombwell	d	1000	1210		1400	1600		1802	2000		
Barnsley	d	1006	1216	13n06	1406	1606	1715	1810	2006		
Dodworth	d	1012	1222	1312	1412	1612	1721	1816	2012		
Silkstone Common	d	1016	1226	1316	1416	1616	1725	1820	2016		
Penistone	d	1023	1233	1323	1423	1623	1732	1827	2023		
Denby Dale	d	1029	1239	1329	1429	1629	1738	1833	2029		
Shepley	d	1034	1244	1334	1434	1634	1743	1838	2034		
Stocksmoor	d	1037	1247	1337	1437	1637	1746	1841	2037		
Brockholes	d	1041	1251	1341	1441	1641	1750	1845	2041		
Honley	d	1043	1253	1343	1443	1643	1752	1847	2043		
Berry Brow	d	1046	1256	1346	1446	1646	1755	1850	2046		
Lockwood	d	1049	1259	1349	1449	1649	1758	1853	2049		
Huddersfield	a	1057	1307	1357	1457	1657	1807	1900	2057		
●											
		Towards Sheffield									
Mondays to Fridays Until 30 September											
Huddersfield	d	0610	0710	0808	0913	1013	1113	1213	1313	1413	1513
Lockwood	d	0613	0713	0811	0916	1016	1116	1216	1316	1416	1516
Berry Brow	d	0616	0716	0814	0919	1019	1119	1219	1319	1419	1519
Honley	d	0619	0719	0818	0922	1022	1122	1222	1322	1422	1522
Brockholes	d	0622	0722	0820	0925	1025	1125	1225	1325	1425	1525
Stocksmoor	d	0626	0726	0825	0929	1029	1129	1229	1329	1429	1529
Shepley	d	0628	0728	0827	0931	1031	1131	1231	1331	1431	1531
Denby Dale	d	0634	0734	0834	0936	1036	1136	1236	1336	1436	1536
Penistone	d	0642	0742	0842	0944	1044	1144	1244	1344	1444	1544
Silkstone Common	d	0647	0747	0847	0949	1049	1149	1249	1349	1449	1549
Dodworth	d	0651	0751	0851	0953	1053	1153	1253	1353	1453	1553
Barnsley	d	0658	0758	0858	1001	1101	1201	1301	1401	1501	1601
Wombwell	d	0703	0803	0903	1006	1106	1206	1306	1406	1506	1606
Elsecar	d	0707	0807	0907							
Chapelton	d	0712	0812	0912	1013	1113	1213	1313	1413	1513	1613
Meadowhall	a	0720	0820	0920	1020	1120	1220	1320	1420	1520	1620
Sheffield	a	0729	0829	0928	1029	1130	1230	1329	1429	1529	1629
●											
Huddersfield	d	1613	1713	1751	1818	1918	2018	2118	2218		
Lockwood	d	1616	1716	1754	1821	1921	2021	2121	2221		
Berry Brow	d	1619	1719	1757	1824	1924	2024	2124	2224		
Honley	d	1622	1722	1800	1827	1927	2027	2127	2227		
Brockholes	d	1625	1725	1803	1830	1930	2030	2130	2230		
Stocksmoor	d	1629	1729	1807	1834	1934	2034	2134	2234		
Shepley	d	1631	1731	1809	1836	1936	2036	2136	2236		
Denby Dale	d	1636	1736	1814	1841	1943	2041	2141	2241		
Penistone	d	1644	1744	18k31	1849	1950	20f52	2149	2249		
Silkstone Common	d	1649	1749	1836	1854	1956	2057	2154	2254		
Dodworth	d	1653	1753	1840	1858	1959	2101	2158	2258		
Barnsley	d	1701	1801	1848	1906	2007	21f12	2206	2306		
Wombwell	d	1706	1806	1853	1911	2012	2117	2211	2311		
Elsecar	d		1810								2315
Chapelton	d	1713	1815	1900	1918	2019	2124	2218	2320		
Meadowhall	a	1720	1821	1906	1924	2027	2131	2225	2326		
Sheffield	a	1732	1831	1914	1933	2036	2140	2236	2336		

Notes: appear at end.

Penistone Line

Mondays to Fridays From 3 October											Towards Sheffield
Huddersfield	d	0606	0709	0808	0908	1008	1108	1208	1308	1408	1508
Lockwood	d	0609	0712	0811	0911	1011	1111	1211	1311	1411	1511
Berry Brow	d	0612	0715	0814	0914	1014	1114	1214	1314	1414	1514
Honley	d	0615	0718	0818	0917	1017	1117	1217	1317	1417	1517
Brockholes	d	0618	0721	0820	0920	1020	1120	1220	1320	1420	1520
Stocks Moor	d	0622	0725	0825	0924	1024	1124	1224	1324	1424	1524
Shepley	d	0624	0727	0827	0926	1026	1126	1226	1326	1426	1526
Denby Dale	d	0634	0734	0834	0936	1036	1136	1236	1336	1436	1536
Penistone	d	0642	0742	0842	0944	1044	1144	1244	1344	1444	1544
Silkstone Common	d	0647	0747	0847	0949	1049	1149	1249	1349	1449	1549
Dodworth	d	0651	0751	0851	0953	1053	1153	1253	1353	1453	1553
Barnsley	d	0658	0758	0858	1001	1101	1201	1301	1401	1501	1601
Wombwell	d	0703	0803	0903	1006	1106	1206	1306	1406	1506	1606
Elsecar	d	0707	0807	0907							
Chapelton	d	0712	0812	0912	1013	1113	1213	1313	1413	1513	1613
Meadowhall	a	0720	0820	0920	1020	1120	1220	1320	1420	1520	1620
Sheffield	a	0729	0829	0928	1030	1130	1230	1329	1429	1529	1629
●											
Huddersfield	d	1608	1708	1751	1818	1916	2018	2113	2215		
Lockwood	d	1611	1711	1754	1821	1919	2021	2117	2218		
Berry Brow	d	1614	1714	1757	1824	1922	2024	2119	2221		
Honley	d	1617	1717	1800	1827	1925	2027	2123	2224		
Brockholes	d	1620	1720	1803	1830	1928	2030	2125	2227		
Stocks Moor	d	1624	1724	1807	1834	1932	2034	2130	2231		
Shepley	d	1626	1726	1809	1836	1935	2036	2131	2233		
Denby Dale	d	1636	1736	1814	1841	1943	2041	2141	2241		
Penistone	d	1644	1744	18k31	1849	1950	20f52	2149	2249		
Silkstone Common	d	1649	1749	1836	1854	1956	2057	2154	2254		
Dodworth	d	1653	1753	1840	1858	1959	2101	2158	2258		
Barnsley	d	1701	1801	1848	1906	2007	21f12	2206	2306		
Wombwell	d	1706	1806	1853	1911	2012	2117	2211	2311		
Elsecar	d		1810						2315		
Chapelton	d	1713	1815	1900	1918	2019	2124	2218	2320		
Meadowhall	a	1720	1821	1906	1924	2027	2131	2225	2326		
Sheffield	a	1732	1831	1914	1933	2036	2140	2236	2336		
Saturday Until 1 October											Towards Sheffield
Huddersfield	d	0610	0710	0808	0913	1013	1113	1213	1313	1413	1513
Lockwood	d	0613	0713	0811	0916	1016	1116	1216	1316	1416	1516
Berry Brow	d	0616	0716	0814	0919	1019	1119	1219	1319	1419	1519
Honley	d	0619	0719	0818	0922	1022	1122	1222	1322	1422	1522
Brockholes	d	0622	0722	0820	0925	1025	1125	1225	1325	1425	1525
Stocks Moor	d	0626	0726	0825	0929	1029	1129	1229	1329	1429	1529
Shepley	d	0628	0728	0827	0931	1031	1131	1231	1331	1431	1531
Denby Dale	d	0634	0734	0834	0936	1036	1136	1236	1336	1436	1536
Penistone	d	0642	0742	0842	0944	1044	1144	1244	1344	1444	1544
Silkstone Common	d	0647	0747	0847	0949	1049	1149	1249	1349	1449	1549
Dodworth	d	0651	0751	0851	0953	1053	1153	1253	1353	1453	1553
Barnsley	d	0658	0758	0858	1001	1101	1201	1301	1401	1501	1601
Wombwell	d	0703	0803	0903	1006	1106	1206	1306	1406	1506	1606
Elsecar	d	0707	0807	0907							
Chapelton	d	0712	0812	0912	1013	1113	1213	1313	1413	1513	1613
Meadowhall	a	0720	0820	0919	1020	1120	1220	1320	1420	1520	1621
Sheffield	a	0729	0829	0928	1029	1130	1230	1329	1429	1529	1629

Notes: appear at end.

Penistone Line

Saturday

Towards Sheffield

Until 1 October

Huddersfield	d	1613	1713	1813	1918	2018	2118	2218		
Lockwood	d	1616	1716	1816	1921	2021	2121	2221		
Berry Brow	d	1619	1719	1819	1924	2024	2124	2224		
Honley	d	1622	1722	1822	1927	2027	2127	2227		
Brockholes	d	1625	1725	1825	1930	2030	2130	2230		
Stocksmoor	d	1629	1729	1829	1934	2034	2134	2234		
Shepley	d	1631	1731	1831	1936	2036	2136	2236		
Denby Dale	d	1636	1736	1837	1941	2041	2141	2241		
Penistone	d	1644	1744	1844	1949	20f52	2149	2249		
Silkstone Common	d	1649	1749	1850	1954	2057	2154	2254		
Dodworth	d	1653	1753	1853	1958	2101	2158	2258		
Barnsley	d	1701	1801	1901	2006	21f12	2206	2306		
Wombwell	d	1706	1806	1906	2011	2117	2211	2311		
Elsecar	d							2315		
Chapelton	d	1713	1813	1913	2018	2124	2218	2320		
Meadowhall	a	1720	1821	1919	2027	2131	2225	2326		
Sheffield	a	1730	1830	1930	2036	2140	2234	2336		

Saturday

Towards Sheffield

From 8 October

Huddersfield	d	0606	0706	0806	0908	1008	1108	1208	1308	1408	1508
Lockwood	d	0609	0709	0809	0911	1011	1111	1211	1311	1411	1511
Berry Brow	d	0612	0712	0812	0914	1014	1114	1214	1314	1414	1514
Honley	d	0615	0715	0815	0917	1017	1117	1217	1317	1417	1517
Brockholes	d	0618	0718	0818	0920	1020	1120	1220	1320	1420	1520
Stocksmoor	d	0622	0722	0822	0924	1024	1124	1224	1324	1424	1524
Shepley	d	0624	0724	0824	0926	1026	1126	1226	1326	1426	1526
Denby Dale	d	0634	0734	0834	0936	1036	1136	1236	1336	1436	1536
Penistone	d	0642	0742	0842	0944	1044	1144	1244	1344	1444	1544
Silkstone Common	d	0647	0747	0847	0949	1049	1149	1249	1349	1449	1549
Dodworth	d	0651	0751	0851	0953	1053	1153	1253	1353	1453	1553
Barnsley	d	0658	0758	0858	1001	1101	1201	1301	1401	1501	1601
Wombwell	d	0703	0803	0903	1006	1106	1206	1306	1406	1506	1606
Elsecar	d	0707	0807	0907							
Chapelton	d	0712	0812	0912	1013	1113	1213	1313	1413	1513	1613
Meadowhall	a	0720	0820	0919	1020	1120	1220	1320	1420	1520	1621
Sheffield	a	0729	0829	0928	1030	1130	1230	1329	1429	1529	1629

Notes: appear at end.

Penistone Line

Saturday

Towards Sheffield

From 8 October

Huddersfield	d	1608	1708	1808	1913	2013	2113	2213
Lockwood	d	1611	1711	1811	1916	2016	2116	2216
Berry Brow	d	1614	1714	1814	1919	2019	2119	2219
Honley	d	1617	1717	1817	1922	2022	2122	2222
Brockholes	d	1620	1720	1820	1925	2025	2125	2225
Stocks Moor	d	1624	1724	1824	1929	2029	2129	2229
Shepley	d	1626	1726	1826	1931	2031	2131	2231
Denby Dale	d	1636	1736	1837	1941	2041	2141	2241
Penistone	d	1644	1744	1844	1949	20f52	2149	2249
Silkstone Common	d	1649	1749	1850	1954	2057	2154	2254
Dodworth	d	1653	1753	1853	1958	2101	2158	2258
Barnsley	d	1701	1801	1901	2006	21f12	2206	2306
Wombwell	d	1706	1806	1906	2011	2117	2211	2311
Elsecar	d							2315
Chapelton	d	1713	1813	1913	2018	2124	2218	2320
Meadowhall	a	1720	1821	1920	2024	2130	2224	2326
Sheffield	a	1732	1831	1930	2036	2141	2236	2336

Sundays

Towards Sheffield

Until 2 October

Huddersfield	d	0919	1015	1119	1319	1415	1519	1723	1919
Lockwood	d	0922	1018	1122	1322	1418	1522	1726	1922
Berry Brow	d	0925	1021	1125	1325	1421	1525	1729	1925
Honley	d	0928	1024	1128	1328	1424	1528	1732	1928
Brockholes	d	0931	1027	1131	1331	1427	1531	1735	1931
Stocks Moor	d	0935	1031	1135	1335	1431	1535	1739	1935
Shepley	d	0937	1033	1137	1337	1433	1537	1741	1937
Denby Dale	d	0942	1039	1142	1342	1439	1542	1748	1942
Penistone	d	0950	1046	1150	1350	1446	1550	1755	1950
Silkstone Common	d	0955	1052	1155	1355	1452	1555	1801	1955
Dodworth	d	0959	1055	1159	1359	1455	1559	1804	1959
Barnsley	d	10j12	1103	1207	14j12	1503	16j12	1812	20j12
Wombwell	d	1017		1212	1417		1617	1817	2017
Elsecar	d	1021		1216	1421		1621	1821	2021
Chapelton	d	1026		1221	1426		1626	1826	2026
Meadowhall	a	1034	1120	1228	1434	1520	1634	1835	2035
Sheffield	a	1044	1128	1238	1443	1528	1644	1844	2043

Notes: appear at end.

Penistone Line

Sundays**Towards Sheffield****From 9 October**

Huddersfield	d	0915	1011	1115	1315	1411	1515	1720	1915
Lockwood	d	0918	1014	1118	1318	1414	1518	1723	1918
Berry Brow	d	0921	1017	1121	1321	1417	1521	1726	1921
Honley	d	0924	1020	1124	1324	1420	1524	1729	1924
Brockholes	d	0927	1023	1127	1327	1423	1527	1732	1927
Stocksmoor	d	0931	1027	1131	1331	1427	1531	1736	1931
Shepley	d	0933	1029	1133	1333	1429	1533	1738	1933
Denby Dale	d	0942	1039	1142	1342	1439	1542	1748	1942
Penistone	d	0950	1046	1150	1350	1446	1550	1755	1950
Silkstone Common	d	0955	1052	1155	1355	1452	1555	1801	1955
Dodworth	d	0959	1055	1159	1359	1455	1559	1804	1959
Barnsley	d	10j12	1103	1207	14j12	1503	16j12	1812	20j12
Wombwell	d	1017		1212	1417		1617	1817	2017
Elsecar	d	1021		1216	1421		1621	1821	2021
Chapelton	d	1026		1221	1426		1626	1826	2026
Meadowhall	a	1032	1120	1224	1434	1520	1634	1835	2035
Sheffield	a	1044	1128	1237	1443	1528	1644	1844	2043

Notes:

a Arrive.

d Depart.

f Arrives 4 minutes earlier.

g Arrives 5 minutes earlier.

h Arrives 7 minutes earlier.

j Arrives 6 minutes earlier.

k Arrives 8 minutes earlier.

n Arrives 1256.

● Through train to or from Retford.

Pontefract Line

Mondays to Saturdays

Towards Wakefield/Leeds

		SX	SX	SO							
Goole	d		0704	0704							
Rawcliffe	d		0711	0713							
Snaith	d		0716	0718							
Hensall	d		0723	0725							
Whitley Bridge	d		0730	0730							
Knottingley	d	0627	0657	0738	0738	0753	0815	0853	0915	0953	10e13
Doncaster	d										
Pontefract Monkhill	d	0631	0701	0742	0743	0757	0819	0857	0919	0957	1019
Pontefract Tanshelf	d		0704			0800		0900		1000	
Featherstone	d		0707			0803		0903		1003	
Streethouse	d		0711			0807		0907		1007	
Wakefield Kirkgate	a		0720			0818		0918		1018	
Wakefield Westgate	a										
Glasshoughton	d	0636		0748	0748		0824		0924		1024
Castleford	d	0643		0755	0757		0831		0931		1031
Woodlesford	d	0652		0804	0806		0840		0940		1040
Leeds	a	0705	07x51	0816	0817	08y49	0852	09y49	09b52	10y49	1052

		SO	SX			GC	GC		SX	SO	
Goole	d										
Rawcliffe	d										
Snaith	d										
Hensall	d										
Whitley Bridge	d										
Knottingley	d	1053	1113	1115	1153	1213			1253	1313	1315
Doncaster	d						1220	1224			
Pontefract Monkhill	d	1057	1117	1119	1157	1217		1249	1257	1318	1319
Pontefract Tanshelf	d	1100			1200			1300			
Featherstone	d	1103			1203			1303			
Streethouse	d	1107			1207			1307			
Wakefield Kirkgate	a	1118			1218		1242	1304	1318		
Wakefield Westgate	a										
Glasshoughton	d		1122	1124		1222			1323	1324	
Castleford	d		1129	1131		1229			1330	1331	
Woodlesford	d		1139	1140		12c40			1340	1340	
Leeds	a	11y49	1152	1152	12y49	1252	13y26	13y49	13y49	1352	1352

Notes: a Arrive. d Depart.

b 1 minute later on Saturdays.

c 1 minute earlier on Saturdays.

e 2 minutes later on Saturdays.

x Connecting time. Mondays to Fridays only. Change at Wakefield Kirkgate.

y Connecting time. Change at Wakefield Kirkgate.

SO Saturdays only.

SX Saturdays excepted.

GC Operated by Grand Central. Through train to or from London.

For details of other trains between Castleford and Leeds please see the Hallam Line timetable.

Passengers are advised to allow a minimum connecting time of 10 minutes between trains at Leeds station.

All trains in this timetable are operated by Northern, except where otherwise stated.

Pontefract Line

			Towards Wakefield/Leeds																	
			SX	SO			SX	SO			GC	SX								
Goole	d																			
Rawcliffe	d																			
Snaiith	d																			
Hensall	d																			
Whitley Bridge	d																			
Knottingley	d	1353	1415	1453	1513	1515	15b52	1613	1615											1653
Doncaster	d																			1624
Pontefract Monkhill	d	1357	1419	1457	1517	1519	1557	1617	1619											1648
Pontefract Tanshelf	d	1400		1500			1600													1700
Featherstone	d	1403		1503			1603													1703
Streethouse	d	1407		1507			1607													1707
Wakefield Kirkgate	a	1418		1518			1619													1704
Wakefield Westgate	a																			1718
Glasshoughton	d		1424		1522	1524		1622	1624											
Castleford	d		1431		1529	1531		1629	1631											
Woodlesford	d		14c40		1540	1540		1640	1640											
Leeds	a	14y49	1452	15y49	1552	1552	16y49	1652	1652	17y49	17y49									

			GC	GC			GC													
			SO	SX			SO													
Goole	d																			1849
Rawcliffe	d																			1856
Snaiith	d																			1901
Hensall	d																			1908
Whitley Bridge	d																			1912
Knottingley	d	1713			1802		1839	1902	1921	1955	2016									
Doncaster	d		1721	1738		1820														
Pontefract Monkhill	d	1717			1806		1843	1906	1925	1959	2020									
Pontefract Tanshelf	d				1809			1909		2002										
Featherstone	d				1812			1912		2005										
Streethouse	d				1816			1916		2009										
Wakefield Kirkgate	a		1742	1808	1827	1844		1928		2020										
Wakefield Westgate	a																			
Glasshoughton	d	1722					1848		1930		2025									
Castleford	d	1729					1858		1937		2032									
Woodlesford	d	17c40					1907		1946		20f46									
Leeds	a	1752	18y26	18y50	18y50	19y31	1919	19v52	1959	20v49	2057									

Notes: a Arrive. d Depart.

b 1 minute later on Saturdays.

c 1 minute earlier on Saturdays.

f 2 minutes earlier on Saturdays.

v Connecting time. Change at Wakefield Kirkgate. arrival time varies by 1 minute on Saturdays.

y Connecting time. Change at Wakefield Kirkgate.

SO Saturdays only.

SX Saturdays excepted.

GC Operated by Grand Central. Through train to or from London.

For details of other trains between Castleford and Leeds please see the Hallam Line timetable.

Passengers are advised to allow a minimum connecting time of 10 minutes between trains at Leeds station.

All trains in this timetable are operated by Northern, except where otherwise stated.

Pontefract Line

Mondays to Saturdays				Towards Wakefield/Leeds					
		GC	GC						
		SO	SX	SO	SX		SO	SX	
Goole	d								
Rawcliffe	d								
Snaith	d								
Hensall	d								
Whitley Bridge	d								
Knottingley	d		2115		2123	2124	2219	2230	2233 2305
Doncaster	d	2052		2123					
Pontefract Monkhill	d	2116	2119		2127	2129	2223	2234	2238 2309
Pontefract Tanshelf	d				2130	2132		2237	2241
Featherstone	d				2133	2136		2240	2245
Streethouse	d				2137	2140		2244	2249
Wakefield Kirkgate	a	2131		2145	2147	2152		2255	2259
Wakefield Westgate	a				2153	2158		2301	2305
Glasshoughton	d		2124				2228		2314
Castleford	d		21c31				2235		2321
Woodlesford	d		21c41				2244		2330
Leeds	a	22y29	2152	22y29	22z17	22z23	22c58	23z25	23z41 2344

Sundays		Towards Wakefield/Leeds									
				GC		GC				GC	GC
Knottingley	d	1026	1226		1426	1626		1826	2030		
Doncaster	d			1322			1722			2028	2059
Pontefract Monkhill	d	1030	1230		1430	1630		1830	2034		
Wakefield Kirkgate	a			1347			1746			2054	2120
Glasshoughton	d	1035	1235		1435	1635		1835	2039		
Castleford	d	1042	1242		1442	1642		1842	2047		
Woodlesford	d	1051	1252		1451	1651		1851	2056		
Leeds	a	1104	1304		1504	1704		1904	2108		

Knottingley	d	2226									
Doncaster	d										
Pontefract Monkhill	d	2230									
Wakefield Kirkgate	a										
Glasshoughton	d	2235									
Castleford	d	2242									
Woodlesford	d	2251									
Leeds	a	2304									

Notes: a Arrive. d Depart.

c 1 minute earlier on Saturdays.

y Connecting time. Change at Wakefield Kirkgate.

z Connecting time. Change at Wakefield Westgate.

SO Saturdays only.

SX Saturdays excepted.

GC Operated by Grand Central. Through train to or from London.

For details of other trains between Castleford and Leeds please see the Hallam Line timetable.

Passengers are advised to allow a minimum connecting time of 10 minutes between trains at Leeds station.

All trains in this timetable are operated by Northern, except where otherwise stated.

Pontefract Line

Mondays to Saturdays

Towards Knottingley/Goole

		SX				GC SO	GC SX		GC SX		
Leeds	d	0546	06z05	0700	07y05	07y05	07y05	0800	08y05	08y05	0900
Woodlesford	d	0554		0708				0808			0908
Castleford	d	0605		0719				0819			0919
Glasshoughton	d	0609		0724				0824			0924
Wakefield Westgate	d		0624								
Wakefield Kirkgate	d		0629		0731	0743	0744		0831	0855	
Streethouse	d		0636		0739				0839		
Featherstone	d		0640		0743				0843		
Pontefract Tanshelf	d		0644		0746				0846		
Pontefract Monkhill	d	0614	0647	0728	07c51	0800	0801	0828	0849		0928
Doncaster	a					0830	0828			0929	
Knottingley	a	0621	0655	0736	0756			08e34	0856		0937
Whitley Bridge	d										
Hensall	d										
Snaith	d										
Rawcliffe	d										
Goole	a										

			GC SO			GC SO	GC SX				
Leeds	d	09y05	09y05	1000	10y05	1100	10y40	10y40	11y05	1200	12y05
Woodlesford	d			1008		1108				1208	
Castleford	d			1019		1119				1219	
Glasshoughton	d			1024		1124				1224	
Wakefield Westgate	d										
Wakefield Kirkgate	d	0931	0940		1031		1114	1113	1131		1231
Streethouse	d	0939			1039				1139		1239
Featherstone	d	0943			1043				1143		1243
Pontefract Tanshelf	d	0946			1046				1146		1246
Pontefract Monkhill	d	0949	0957	1028	1049	1129	1133	1136	1149	1228	1249
Doncaster	a		1023				1203	1204			
Knottingley	a	0956		10b35	1056	1135			1156	1235	1256
Whitley Bridge	d										
Hensall	d										
Snaith	d										
Rawcliffe	d										
Goole	a										

Notes: a Arrive. d Depart.

b 1 minute later on Saturdays.

c 1 minute earlier on Saturdays.

e 2 minutes later on Saturdays.

y Connecting time. Change at Wakefield Kirkgate.

z Connecting time. Change at Wakefield Westgate.

SO Saturdays only.

SX Saturdays excepted.

GC Operated by Grand Central. Through train to or from London.

For details of other trains between Castleford and Leeds please see the Hallam Line timetable.

Passengers are advised to allow a minimum connecting time of 10 minutes between trains at Leeds station.

All trains in this timetable are operated by Northern, except where otherwise stated.

Pontefract Line

Mondays to Saturdays

Towards Knottingley/Goole

							SX	SO	GC	GC	
									SX	SO	
Leeds	d	1300	13t06	1400	14y05	1500	15y05	15y05	15y05	1600	15y33
Woodlesford	d	1308		1408		1508				1608	
Castleford	d	1319		1419		15c20				1619	
Glasshoughton	d	1324		1424		15c25				1624	
Wakefield Westgate	d										
Wakefield Kirkgate	d		1331		1431		1530	1531	1535		1614
Streethouse	d		1339		1439		1538	1539			
Featherstone	d		1343		1443		1542	1543			
Pontefract Tanshelf	d		1346		1446		1545	1546			
Pontefract Monkhill	d	1328	1349	1428	1449	15c29	1548	1549	1552	1628	1634
Doncaster	a								1616		1705
Knottingley	a	1335	1356	1435	1456	1536	1555	1556		1636	
Whitley Bridge	d										
Hensall	d										
Snaith	d										
Rawcliffe	d										
Goole	a										

							SO	SX			
Leeds	d	16y05	1716	17y05	1800	18y05	1859	1912	19y05	2005	20y30
Woodlesford	d		1724		1808		1908	1920		2013	
Castleford	d		17b35		1819		1919	1931		2024	
Glasshoughton	d		17b39		1824		1924	1936		2029	
Wakefield Westgate	d										
Wakefield Kirkgate	d	1631		1731		1833			1933		2054
Streethouse	d	1639		1739		1841			1941		2102
Featherstone	d	1643		1743		1845			1945		2106
Pontefract Tanshelf	d	1646		1746		1848			1948		2109
Pontefract Monkhill	d	1649	1744	1749	1828	1851	1928	1940	1951	2033	2112
Doncaster	a										
Knottingley	a	1656	17b50	1757	1835	1858	1935	1946	1958	2040	2119
Whitley Bridge	d		1759								
Hensall	d		1803								
Snaith	d		1810								
Rawcliffe	d		1815								
Goole	a		1826								

Notes: a Arrive. d Depart.

b 1 minute later on Saturdays.

c 1 minute earlier on Saturdays.

t Connecting time. Change at Wakefield Kirkgate, departs 1305 on Saturdays.

y Connecting time. Change at Wakefield Kirkgate.

SO Saturdays only.

SX Saturdays excepted.

GC Operated by Grand Central. Through train to or from London.

For details of other trains between Castleford and Leeds please see the Hallam Line timetable.

Passengers are advised to allow a minimum connecting time of 10 minutes between trains at Leeds station.

All trains in this timetable are operated by Northern, except where otherwise stated.

Pontefract Line

Mondays to Saturdays

Towards Knottingley/Goole

			SO	SX	SX	SO	SO	SX	
Leeds	d	2105	21z21	21z21	2205	2207	22z19	22z40	
Woodlesford	d	2113			2213	2215			
Castleford	d	2124			2224	2226			
Glasshoughton	d	2129			2229	2231			
Wakefield Westgate	d		2157	2201			2304	2307	
Wakefield Kirkgate	d		2200	2204			2307	2310	
Streethouse	d		2208	2212			2315	2318	
Featherstone	d		2212	2216			2319	2322	
Pontefract Tanshelf	d		2216	2220			2323	2326	
Pontefract Monkhill	d	2133	2219	2223	2233	2235	23a29	2329	
Doncaster	a								
Knottingley	a	2140	2225	2229	2241	2243		2333	
Whitley Bridge	d								
Hensall	d								
Snaith	d								
Rawcliffe	d								
Goole	a								

Sundays

Towards Knottingley/Goole

			GC		GC		GC	GC	
Leeds	d		0930	1117		1317	1517		1717 1917
Woodlesford	d		0938	1125		1325	1525		1725 1925
Castleford	d		0949	1136		1336	1536		1736 1936
Glasshoughton	d		0953	1140		1340	1540		1740 1940
Wakefield Kirkgate	d	0846			1255		1602	1648	
Pontefract Monkhill	d		0958	1145		1345	1545		1745 1945
Doncaster	a	0908			1317		1625	1710	
Knottingley	a		1004	1153		1352	1552		1752 1952
Leeds	d	2117							
Woodlesford	d	2125							
Castleford	d	2136							
Glasshoughton	d	2140							
Wakefield Kirkgate	d								
Pontefract Monkhill	d	2145							
Doncaster	a								
Knottingley	a	2152							

Notes: a Arrive. d Depart.

z Connecting time. Change at Wakefield Westgate.

SO Saturdays only.

SX Saturdays excepted.

GC Operated by Grand Central. Through train to or from London.

For details of other trains between Castleford and Leeds please see the Hallam Line timetable.

Passengers are advised to allow a minimum connecting time of 10 minutes between trains at Leeds station.

All trains in this timetable are operated by Northern, except where otherwise stated.

Wakefield Line

		Mondays to Fridays						Towards Leeds			
		NT	NT	NT	XC ★	NT	NT	GR	NT	NT	GR
Sheffield	d	0522		0628	0709				0715		
Meadowhall	d	0528		0634					0722		
Rotherham Central	d	0534		0640					0728		
Swinton	d	0542		0651					0737		
Bolton-Upon-Dearne	d	0546		0656					0741		
Goldthorpe	d	0549		0658					0744		
Thurnscoe	d	0552		0701					0747		
Moorthorpe	d	0557		0706					0753		
Doncaster	d		0626			0708	0726	0745		0756	0813
Bentley	d		0629			0711	0729			0759	
Adwick	d		0633			0715	0733			0803	
South Elmsall	d		0639			0721	0739			0809	
Fitzwilliam	d	0602	0644	0712		0734	0744		0802	0814	
Sandal & Agbrigg	d	0608	0650	0718		0740	0750		0808	0820	
Wakefield Westgate	d	0613	0654	0723	0737	0744	0754	0803	0813	0825	0833
Outwood	d	0618	0659	0728		0749	0759		0818	0829	
Leeds	a	0634	0712	0744	0750	0802	0814	0818	0837	0844	0848
		XC ★	NT	GR	NT	GR	XC ★	NT	GR	NT	NT ★
Sheffield	d	0822			0815		0921			0915	0929
Meadowhall	d				0822					0921	0935
Rotherham Central	d				0828					0927	0941
Swinton	d				0837					0937	0952
Bolton-Upon-Dearne	d				0841					0941	
Goldthorpe	d				0844					0944	
Thurnscoe	d				0847					0947	
Moorthorpe	d				0853					0953	10a01
Doncaster	d		0826	0842		0914		0926	0942		
Bentley	d		0829					0929			
Adwick	d		0833					0933			
South Elmsall	d		0839					0939			
Fitzwilliam	d		0846		0859			0945		0959	
Sandal & Agbrigg	d		0851		0905			0950		1005	
Wakefield Westgate	d	0848	0856	0901	0909	0933	0947	0955	1001	1009	
Outwood	d		0900		0914			0959		1014	
Leeds	a	0901	0914	0917	0931	0948	1001	1014	1016	1030	
		GR	XC ★	NT	GR	NT	GR	XC ★	NT	GR	NT
Sheffield	d		1021			1014		1121			1114
Meadowhall	d					1021					1121
Rotherham Central	d					1027					1127
Swinton	d					1037					1137
Bolton-Upon-Dearne	d					1041					1141
Goldthorpe	d					1044					1144
Thurnscoe	d					1047					1147
Moorthorpe	d					1053					1153
Doncaster	d	1014		1026	1043		1114		1126	1142	
Bentley	d			1029					1129		
Adwick	d			1033					1133		
South Elmsall	d			1039					1139		
Fitzwilliam	d			1045		1059			1145		1159
Sandal & Agbrigg	d			1050		1105			1150		1205
Wakefield Westgate	d	1032	1047	1055	1101	1109	1133	1147	1155	1201	1209
Outwood	d			1059		1114			1159		1214
Leeds	a	1048	1101	1114	1116	1128	1148	1201	1214	1216	1230

Notes: appear at end.

Wakefield Line

		Mondays to Fridays						Towards Leeds			
		GR	XC ★	NT	GR	NT	GR	XC ★	NT	GR	NT
Sheffield	d		1221				1214	1321			1314
Meadowhall	d						1221				1321
Rotherham Central	d						1227				1327
Swinton	d						1237				1337
Bolton-Upon-Dearne	d						1241				1341
Goldthorpe	d						1244				1344
Thurnscoe	d						1247				1347
Moorthorpe	d						1253				1353
Doncaster	d	1214		1226	1242			1315		1326	1342
Bentley	d			1229						1329	
Adwick	d			1233						1333	
South Elmsall	d			1239						1339	
Fitzwilliam	d			1245		1259				1345	1359
Sandal & Agbrigg	d			1250		1305				1350	1405
Wakefield Westgate	d	1232	1247	1255	1301	1309	1333	1347	1355	1401	1409
Outwood	d			1259		1314				1359	1414
Leeds	a	1248	1301	1314	1316	1331	1348	1401	1413	1416	1430
		NT ★	GR	XC ★	NT	GR	NT	GR	XC ★	NT	GR
Sheffield	d	1330		1421				1414	1521		
Meadowhall	d	1336						1421			
Rotherham Central	d	1343						1427			
Swinton	d	1352						1437			
Bolton-Upon-Dearne	d							1441			
Goldthorpe	d							1444			
Thurnscoe	d							1447			
Moorthorpe	d	14a02						1453			
Doncaster	d		1414		1426	1442		1514		1526	1542
Bentley	d				1429					1529	
Adwick	d				1433					1533	
South Elmsall	d				1439					1539	
Fitzwilliam	d				1445		1459			1545	
Sandal & Agbrigg	d				1450		1505			1550	
Wakefield Westgate	d		1433	1447	1455	1500	1509	1533	1547	1555	1600
Outwood	d				1459		1514			1559	
Leeds	a		1448	1501	1514	1516	1530	1548	1601	1614	1616
		NT	GR	XC ★	NT	GR	NT	GR	XC ★	NT	GR
Sheffield	d	1514		1621				1614	1721		
Meadowhall	d	1521						1621			
Rotherham Central	d	1527						1627			
Swinton	d	1537						1637			
Bolton-Upon-Dearne	d	1541						1641			
Goldthorpe	d	1544						1644			
Thurnscoe	d	1547						1647			
Moorthorpe	d	1553						1653			
Doncaster	d		1614		1626	1641		1714		1726	1745
Bentley	d				1629					1729	
Adwick	d				1633					1733	
South Elmsall	d				1639					1739	
Fitzwilliam	d	1559			1645		1659			1746	
Sandal & Agbrigg	d	1605			1650		1705			1752	
Wakefield Westgate	d	1609	1633	1650	1655	1700	1709	1733	1749	1756	1806
Outwood	d	1614			1659		1714			1801	
Leeds	a	1632	1648	1704	1711	1716	1733	1749	1802	1814	1821

Notes: appear at end.

Wakefield Line

Mondays to Fridays											Towards Leeds		
	NT	XC ★	GR	XC ★	NT	GR	NT	GR ◆	XC ★	NT			
Sheffield	d	1714	1747		1821			1815		1926			
Meadowhall	d	1721						1822					
Rotherham Central	d	1727						1828					
Swinton	d	1737						1837					
Bolton-Upon-Dearne	d	1741						1841					
Goldthorpe	d	1744						1844					
Thurnscoe	d	1747						1847					
Moorthorpe	d	1753						1853					
Doncaster	d		1818		1826	1841		1915		1922			
Bentley	d				1829					1925			
Adwick	d				1833					1929			
South Elmsall	d				1839					1935			
Fitzwilliam	d	1802			1845		1859			1948			
Sandal & Agbrigg	d	1809			1851		1905			1953			
Wakefield Westgate	d	1813	1819	1836	1848	1855	1900	1909	1934	1951			
Outwood	d	1818			1900			1914		2002			
Leeds	a	1831	1834	1851	1903	1914	1917	1931	1948	2005			
		GR	GR ●	NT	GR ▲	XC	NT	GR	NT	GR	XC		
Sheffield	d			1919		2021			2030		2121		
Meadowhall	d			1925					2036				
Rotherham Central	d			1931					2042				
Swinton	d			1941					2052				
Bolton-Upon-Dearne	d			1945					2056				
Goldthorpe	d			1948					2059				
Thurnscoe	d			1951					2102				
Moorthorpe	d			2000					2107				
Doncaster	d	1944	1950		2021		2026	2041		2114			
Bentley	d						2029						
Adwick	d						2033						
South Elmsall	d						2039						
Fitzwilliam	d			2005			2045		2113				
Sandal & Agbrigg	d			2011			2051		2119				
Wakefield Westgate	d	2003	2008	2016	2039	2048	2055	2101	2123	2133	2148		
Outwood	d			2021			2100		2128				
Leeds	a	2020	2021	2034	2053	2106	2114	2118	2146	2149	2204		
		NT FO	NT FX	EM	GR	NT	GR	EM	NT	XC	NT		
Sheffield	d			2125		2130		2217		2230	2224		
Meadowhall	d					2136					2231		
Rotherham Central	d					2143					2237		
Swinton	d					2152					2246		
Bolton-Upon-Dearne	d					2156					2251		
Goldthorpe	d					2159					2253		
Thurnscoe	d					2202					2256		
Moorthorpe	d					2207					2301		
Doncaster	d	2127	2127		2145		2223		2227				
Bentley	d	2130	2130						2230				
Adwick	d	2134	2134						2234				
South Elmsall	d	2140	2140						2240				
Fitzwilliam	d	2147	2147			2213			2246		2307		
Sandal & Agbrigg	d	2153	2153			2219			2252		2313		
Wakefield Westgate	d	2157	2158	2201	2209	2223	2242	2247	2256	2301	2318		
Outwood	d	2202	2203			2228			2301		2323		
Leeds	a	2215	2216	2218	2223	2245	2257	2305	2314	2315	2341		

Notes: appear at end.

Wakefield Line

Mondays to Fridays

Towards Leeds

		EM	GR	NT FX	NT FO	NT
Sheffield	d	2253		2315	2315	2324
Meadowhall	d			2321	2321	2330
Rotherham Central	d			2327	2327	
Swinton	d			2336	2336	
Bolton-Upon-Dearne	d			2341	2341	
Goldthorpe	d			2344	2344	
Thurnscoe	d			2347	2347	
Moorthorpe	d			2352	2352	
Doncaster	d		2335			
Bentley	d					
Adwick	d					
South Elmsall	d					
Fitzwilliam	d					
Sandal & Agbrigg	d					
Wakefield Westgate	d	2323	2354	0010		00a17
Outwood	d					
Leeds	a	2342	0010	0030	0030	

Saturday

Towards Leeds

		NT	NT	XC ★	NT	NT	XC ★	NT	GR	NT	XC ★
Sheffield	d		0628	0712		0715	0822			0815	0921
Meadowhall	d		0634			0722				0822	
Rotherham Central	d		0640			0728				0828	
Swinton	d		0651			0737				0837	
Bolton-Upon-Dearne	d		0656			0741				0841	
Goldthorpe	d		0658			0744				0844	
Thurnscoe	d		0701			0747				0847	
Moorthorpe	d		0706			0753				0853	
Doncaster	d	0626			0726			0826	0851		
Bentley	d	0629			0729			0829			
Adwick	d	0633			0733			0833			
South Elmsall	d	0639			0739			0839			
Fitzwilliam	d	0644	0712		0744	0800		0846		0908	
Sandal & Agbrigg	d	0650	0718		0750	0806		0851		0914	
Wakefield Westgate	d	0654	0723	0740	0754	0814	0848	0856	0908	0919	0947
Outwood	d	0659	0728		0759	0819		0900		0924	
Leeds	a	0714	0745	0753	0814	0833	0901	0914	0924	0939	1001
		NT	GR	NT	NT ★	XC ★	NT	GR	NT	XC ★	NT
Sheffield	d			0915	0931	1021			1014	1121	
Meadowhall	d			0921	0938				1021		
Rotherham Central	d			0927	0944				1027		
Swinton	d			0937	0952				1037		
Bolton-Upon-Dearne	d			0941					1041		
Goldthorpe	d			0944					1044		
Thurnscoe	d			0947					1047		
Moorthorpe	d			0953	10a02				1053		
Doncaster	d	0926	0951				1026	1051			1126
Bentley	d	0929					1029				1129
Adwick	d	0933					1033				1133
South Elmsall	d	0939					1039				1139
Fitzwilliam	d	0944		1008			1045		1108		1145
Sandal & Agbrigg	d	0950		1014			1049		1114		1150
Wakefield Westgate	d	0954	1009	1019		1047	1055	1108	1119	1147	1155
Outwood	d	0959		1024			1058		1124		1159
Leeds	a	1015	1024	1039		1101	1115	1125	1140	1200	1215

Notes: appear at end.

Wakefield Line

Saturday

Towards Leeds

	GR	NT	XC ★	NT	GR	NT	GR	XC ★	NT	GR
Sheffield	d	1114	1221				1214	1321		
Meadowhall	d	1121					1221			
Rotherham Central	d	1127					1227			
Swinton	d	1137					1237			
Bolton-Upon-Dearne	d	1141					1241			
Goldthorpe	d	1144					1244			
Thurnscoe	d	1147					1247			
Moorthorpe	d	1153					1253			
Doncaster	d	1151		1226	1251		1314		1326	1354
Bentley	d			1229					1329	
Adwick	d			1233					1333	
South Elmsall	d			1239					1339	
Fitzwilliam	d	1208		1245		1308			1345	
Sandal & Agbrigg	d	1214		1250		1314			1350	
Wakefield Westgate	d	1208	1219	1247	1255	1308	1319	1333	1347	1355
1347									1355	1413
Outwood	d	1224		1259		1324			1359	
Leeds	a	1224	1240	1302	1315	1325	1340	1348	1401	1415
		1429								
	NT	NT	XC ★	NT	GR	NT	XC ★	NT	GR	NT
Sheffield	d	1314	1330	1421		1414	1521			1514
Meadowhall	d	1321	1336			1421				1521
Rotherham Central	d	1327	1343			1427				1527
Swinton	d	1337	1352			1437				1537
Bolton-Upon-Dearne	d	1341				1441				1541
Goldthorpe	d	1344				1444				1544
Thurnscoe	d	1347				1447				1547
Moorthorpe	d	1353	14a02			1453				1553
Doncaster	d			1426	1452			1526	1550	
Bentley	d			1429				1529		
Adwick	d			1433				1533		
South Elmsall	d			1439				1539		
Fitzwilliam	d	1408		1445		1508		1545		1608
Sandal & Agbrigg	d	1414		1450		1514		1550		1614
Wakefield Westgate	d	1419	1447	1455	1509	1519	1547	1555	1608	1619
1619										
Outwood	d	1424		1459		1524		1559		1624
Leeds	a	1440	1501	1515	1525	1539	1601	1615	1624	1639
	XC ★	NT	GR	NT	XC ★	NT	GR	XC ★	NT	XC ★
Sheffield	d	1621		1614	1721			1747	1714	1821
Meadowhall	d			1621					1721	
Rotherham Central	d			1627					1727	
Swinton	d			1637					1737	
Bolton-Upon-Dearne	d			1641					1741	
Goldthorpe	d			1644					1744	
Thurnscoe	d			1647					1747	
Moorthorpe	d			1653					1753	
Doncaster	d	1626	1651			1726	1751			
Bentley	d	1629				1729				
Adwick	d	1633				1733				
South Elmsall	d	1639				1739				
Fitzwilliam	d	1645		1708		1746			1812	
Sandal & Agbrigg	d	1650		1714		1752			1818	
Wakefield Westgate	d	1647	1655	1708	1719	1748	1756	1809	1815	1822
1822										1848
Outwood	d	1659		1724		1801			1827	
Leeds	a	1701	1715	1725	1739	1802	1814	1825	1829	1843
1843										1901

Notes: appear at end.

Wakefield Line

Saturday

Towards Leeds

	NT	GR	NT	GR	XC	NT	GR	NT	GR	XC
				◆	★				●	★
Sheffield	d		1815		1921			1919		2024
Meadowhall	d		1822					1925		
Rotherham Central	d		1828					1932		
Swinton	d		1837					1941		
Bolton-Upon-Dearne	d		1841					1945		
Goldthorpe	d		1844					1948		
Thurnscoe	d		1847					1951		
Moorthorpe	d		1853					2001		
Doncaster	d	1826	1851		1915		1922	1949		2015
Bentley	d	1829					1925			
Adwick	d	1833					1929			
South Elmsall	d	1839					1935			
Fitzwilliam	d	1846		1909		1948		2007		
Sandal & Agbrigg	d	1851		1915		1953		2013		
Wakefield Westgate	d	1856	1909	1919	1934	1951	1958	2007	2017	2034
Outwood	d	1900		1924		2002		2022		
Leeds	a	1915	1924	1943	1948	2004	2016	2022	2038	2047
		NT	GR	NT	GR	XC	NT	EM	NT	GR
					▲					EM
Sheffield	d		2031		2121		2126	2130		2219
Meadowhall	d		2037					2136		
Rotherham Central	d		2043					2142		
Swinton	d		2051					2150		
Bolton-Upon-Dearne	d		2055					2155		
Goldthorpe	d		2058					2157		
Thurnscoe	d		2101					2200		
Moorthorpe	d		2106					2205		
Doncaster	d	2026	2047		2118		2122			2219
Bentley	d	2029					2125			
Adwick	d	2033					2129			
South Elmsall	d	2040					2137			
Fitzwilliam	d	2047		2112		2145		2211		
Sandal & Agbrigg	d	2053		2118		2151		2217		
Wakefield Westgate	d	2057	2106	2122	2136	2148	2156	2202	2222	2237
Outwood	d	2102		2127		2201		2227		
Leeds	a	2114	2121	2144	2150	2202	2214	2217	2245	2252
		NT	XC	NT	NT	XC	GR			
						Z				
Sheffield	d		2230	2224	2233	2312				
Meadowhall	d			2231	2239					
Rotherham Central	d			2237	2245					
Swinton	d			2246	2253					
Bolton-Upon-Dearne	d			2251						
Goldthorpe	d			2253						
Thurnscoe	d			2256						
Moorthorpe	d			2301						
Doncaster	d	2226	2253		23a09		2349			
Bentley	d	2229								
Adwick	d	2233								
South Elmsall	d	2239								
Fitzwilliam	d	2245		2310						
Sandal & Agbrigg	d	2251		2316						
Wakefield Westgate	d	2255	2311	2320			0006			
Outwood	d	2300		2325						
Leeds	a	2313	2325	2340		2351	0023			

Notes: appear at end.

Wakefield Line

Sundays

Towards Leeds

		NT	XC ★	NT	XC ★	GR	NT	XC ★	GR	NT	XC ★
Sheffield	d		0921	0933	1021			1121		1136	1221
Meadowhall	d			0939						1142	
Rotherham Central	d			0945						1149	
Swinton	d			0957						1200	
Bolton-Upon-Dearne	d			1001						1204	
Goldthorpe	d			1004						1207	
Thurnscoe	d			1007						1210	
Moorthorpe	d			1012						1215	
Doncaster	d	0912				1051	1112		1147		
Bentley	d	0915					1115				
Adwick	d	0919					1119				
South Elmsall	d	0925					1125				
Fitzwilliam	d	0930		1018			1130			1221	
Sandal & Agbrigg	d	0936		1024			1136			1227	
Wakefield Westgate	d	0940	0946	1028	1046	1110	1140	1146	1206	1231	1246
Outwood	d	0945		1033			1145			1236	
Leeds	a	0959	1002	1048	1059	1126	1159	1201	1221	1253	1301
		GR	NT	XC ★	GR	NT	XC ★	GR	NT	XC ★	GR
Sheffield	d			1321		1336	1421			1521	
Meadowhall	d					1342					
Rotherham Central	d					1349					
Swinton	d					1357					
Bolton-Upon-Dearne	d					1402					
Goldthorpe	d					1404					
Thurnscoe	d					1407					
Moorthorpe	d					1412					
Doncaster	d	1251	1312		1347			1451	1512		1550
Bentley	d		1315						1515		
Adwick	d		1319						1519		
South Elmsall	d		1325						1525		
Fitzwilliam	d		1330			1418			1530		
Sandal & Agbrigg	d		1336			1424			1536		
Wakefield Westgate	d	1310	1340	1346	1406	1428	1446	1510	1540	1546	1610
Outwood	d		1345			1433			1545		
Leeds	a	1325	1359	1401	1421	1448	1501	1525	1559	1602	1625
		NT	XC ★	GR	NT	NT ★	XC ★	EM	GR	NT	XC ★
Sheffield	d	1536	1621			1636	1721	1734		1736	1752
Meadowhall	d	1542				1642				1744	
Rotherham Central	d	1550				1650				1750	
Swinton	d	1600				1658				1758	
Bolton-Upon-Dearne	d	1604				1702				1803	
Goldthorpe	d	1607				1705				1805	
Thurnscoe	d	1610				1708				1808	
Moorthorpe	d	1615				17a13				1813	
Doncaster	d			1658	1712				1751		1817
Bentley	d				1715						
Adwick	d				1719						
South Elmsall	d				1725						
Fitzwilliam	d	1621			1730					1819	
Sandal & Agbrigg	d	1627			1736					1825	
Wakefield Westgate	d	1631	1646	1716	1740		1745	1806	1812	1830	1835
Outwood	d	1636			1745					1835	
Leeds	a	1653	1701	1731	1800		1801	1823	1828	1851	1851

Notes: appear at end.

Wakefield Line

Sundays

Towards Leeds

		GR	XC ★	GR	GR	NT ★	XC ★	NT	GR ◆	NT	GR ●
Sheffield	d		1821			1857	1921			1936	
Meadowhall	d					1905				1942	
Rotherham Central	d					1911				1949	
Swinton	d					1919				1957	
Bolton-Upon-Dearne	d									2002	
Goldthorpe	d									2004	
Thurnscoe	d									2007	
Moorthorpe	d					19a29				2012	
Doncaster	d	1820		1844	1916			1927	1948		2020
Bentley	d							1930			
Adwick	d							1934			
South Elmsall	d							1941			
Fitzwilliam	d							1947		2018	
Sandal & Agbrigg	d							1953		2024	
Wakefield Westgate	d	1840	1849	1902	1934		1950	1957	2007	2028	2038
Outwood	d							2002		2033	
Leeds	a	1856	1904	1918	1951		2005	2017	2023	2052	2052

		XC ★	GR	EM	GR	XC	GR	NT	NT	GR	XC
Sheffield	d	2021		2103		2121				2136	2221
Meadowhall	d									2142	
Rotherham Central	d									2148	
Swinton	d									2156	
Bolton-Upon-Dearne	d									2200	
Goldthorpe	d									2203	
Thurnscoe	d									2206	
Moorthorpe	d									2211	
Doncaster	d		2043		2119		2148	2152		2223	
Bentley	d							2155			
Adwick	d							2159			
South Elmsall	d							2205			
Fitzwilliam	d							2212	2217		
Sandal & Agbrigg	d							2218	2223		
Wakefield Westgate	d	2053	2101	2129	2137	2148	2207	2223	2228	2241	2244
Outwood	d							2228	2233		
Leeds	a	2107	2118	2145	2152	2204	2222	2238	2250	2257	2302

		GR	EM
Sheffield	d	2331	
Meadowhall	d		
Rotherham Central	d		
Swinton	d		
Bolton-Upon-Dearne	d		
Goldthorpe	d		
Thurnscoe	d		
Moorthorpe	d		
Doncaster	d	2334	
Bentley	d		
Adwick	d		
South Elmsall	d		
Fitzwilliam	d		
Sandal & Agbrigg	d		
Wakefield Westgate	d	2352	2358
Outwood	d		
Leeds	a	0007	0013

Notes: appear at end.

Wakefield Line

Mondays to Fridays			Towards Doncaster/Sheffield								
		GR	EM	GR	NT	XC	GR	XC	NT	EM	GR
Leeds	d	0505	0525	0530	0533	0600	0605	0616	0620	0634	0640
Outwood	d				0545				0629		
Wakefield Westgate	d	0518	0538	0544	0550	0612	0618	0628	0633	0647	0653
Sandal & Agbrigg	d				0553				0636		
Fitzwilliam	d				0601				0643		
South Elmsall	d								0648		
Adwick	a								0654		
Bentley	a								0659		
Doncaster	a	0535	0555	0601			0635	0644	0707		0710
Moorthorpe	d				0607						
Thurnscoe	a				0612						
Goldthorpe	a				0615						
Bolton-Upon-Dearne	a				0618						
Swinton	a				0622						
Rotherham Central	a				0631						
Meadowhall	a				0637						
Sheffield	a		0620		0649	0640		0710		0722	
		NT	GR	XC	GR	NT	GR	NT	XC	GR	NT
			▲	★			●		★	◆	
Leeds	d	0643	0700	0705	0715	0721	0740	0748	0811	0817	0821
Outwood	d	0654				0730		0759			0830
Wakefield Westgate	d	0659	07a13	0719	0728	0734	0753	0804	0823	0830	0834
Sandal & Agbrigg	d	0702				0737		0807			0837
Fitzwilliam	d	0709				0744		0814			0845
South Elmsall	d					0749					0850
Adwick	a					0754					0855
Bentley	a					0759					0900
Doncaster	a				0745	0807	0809			0846	0907
Moorthorpe	d	0715						0820			
Thurnscoe	a	0721						0826			
Goldthorpe	a	0723						0828			
Bolton-Upon-Dearne	a	0726						0831			
Swinton	a	0730						0835			
Rotherham Central	a	0739						0844			
Meadowhall	a	0745						0850			
Sheffield	a	0757		0750				0900	0852		
		GR	NT	XC	GR	NT	GR	NT	XC	GR	NT
				★					★		
Leeds	d	0845	0848	0911	0916	0921	0945	0948	1011	1015	1021
Outwood	d		0859			0930		0959			1030
Wakefield Westgate	d	0858	0904	0923	0929	0934	0958	1004	1023	1028	1034
Sandal & Agbrigg	d		0907			0937		1007			1037
Fitzwilliam	d		0914			0945		1014			1044
South Elmsall	d					0950					1049
Adwick	a					0955					1054
Bentley	a					1000					1059
Doncaster	a	0915			0945	1008	1015			1044	1109
Moorthorpe	d		0920					1020			
Thurnscoe	a		0926					1026			
Goldthorpe	a		0928					1028			
Bolton-Upon-Dearne	a		0931					1031			
Swinton	a		0935					1035			
Rotherham Central	a		0944					1044			
Meadowhall	a		0950					1050			
Sheffield	a		1002	0951				1102	1052		

Notes: appear at end.

Wakefield Line

			Towards Doncaster/Sheffield										
			GR	NT	XC ★	GR	NT ★	NT	GR	NT	XC ★	GR	
Mondays to Fridays													
Leeds	d	1045	1048	1111	1115		1121	1145	1148	1211	1215		
Outwood	d		1059				1130		1159				
Wakefield Westgate	d	1058	1104	1124	1128		1134	1158	1204	1223	1228		
Sandal & Agbrigg	d		1107				1137		1207				
Fitzwilliam	d		1114				1145		1214				
South Elmsall	d						1150						
Adwick	a						1155						
Bentley	a						1200						
Doncaster	a	1115			1145		1209	1215				1245	
Moorthorpe	d		1120			1158			1220				
Thurnscoe	a		1126						1226				
Goldthorpe	a		1128						1228				
Bolton-Upon-Dearne	a		1131						1231				
Swinton	a		1135			1208			1235				
Rotherham Central	a		1144			1218			1244				
Meadowhall	a		1150			1224			1250				
Sheffield	a		1202	1151		1234			1302	1251			
			NT	GR	NT	XC ★	GR	NT	GR	NT	XC ★	GR	GR
Leeds	d	1221	1245	1248	1311	1315	1321	1345	1348	1411	1415		
Outwood	d	1230		1259			1330		1359				
Wakefield Westgate	d	1234	1258	1304	1323	1328	1334	1358	1404	1423	1428		
Sandal & Agbrigg	d	1237		1307			1337		1407				
Fitzwilliam	d	1244		1314			1345		1414				
South Elmsall	d	1249					1350						
Adwick	a	1255					1356						
Bentley	a	1300					1400						
Doncaster	a	1307	1315			1344	1409	1415				1444	
Moorthorpe	d			1320					1420				
Thurnscoe	a			1326					1426				
Goldthorpe	a			1328					1428				
Bolton-Upon-Dearne	a			1331					1431				
Swinton	a			1335					1435				
Rotherham Central	a			1344					1444				
Meadowhall	a			1350					1450				
Sheffield	a			1402	1351				1502	1452			
			NT	GR	NT	XC ★	GR	NT	NT	GR	NT	XC ★	GR
Leeds	d	1421	1445	1448	1511	1515		1521	1545	1548	1611		
Outwood	d	1430		1459				1530		1559			
Wakefield Westgate	d	1434	1458	1504	1523	1528		1534	1558	1604	1623		
Sandal & Agbrigg	d	1437		1507				1537		1607			
Fitzwilliam	d	1444		1514				1544		1614			
South Elmsall	d	1449						1549					
Adwick	a	1454						1554					
Bentley	a	1459						1559					
Doncaster	a	1508	1515			1545		1608	1615				
Moorthorpe	d			1520			1552			1620			
Thurnscoe	a			1526						1626			
Goldthorpe	a			1528						1628			
Bolton-Upon-Dearne	a			1531						1631			
Swinton	a			1535			1602			1635			
Rotherham Central	a			1544			1612			1644			
Meadowhall	a			1550			1617			1650			
Sheffield	a			1602	1552		1625			1702	1651		

Notes: appear at end.

Wakefield Line

Mondays to Fridays				Towards Doncaster/Sheffield							
		GR	NT	XC ★	GR	NT	NT	XC ★	GR	NT	GR
Leeds	d	1615	1621	1640	1645	1648	1657	1711	1715	1721	1745
Outwood	d		1630			1659	1706				1730
Wakefield Westgate	d	1628	1634	1652	1658	1704	1710	1723	1728	1734	1758
Sandal & Agbrigg	d		1637			1707					1737
Fitzwilliam	d		1644			1714	1720				1744
South Elmsall	d		1649				1725				1749
Adwick	a		1654				1731				1754
Bentley	a		1659				1735				1759
Doncaster	a	1644	1708		1715		1745		1744	1808	1815
Moorthorpe	d					1720					
Thurnscoe	a					1726					
Goldthorpe	a					1728					
Bolton-Upon-Dearne	a					1731					
Swinton	a					1735					
Rotherham Central	a					1744					
Meadowhall	a					1750					
Sheffield	a			1720		1803		1751			
		NT	XC ★	GR	NT	GR	NT	XC ★	GR	NT	GR
Leeds	d	1748	1811	1815	1821	1845	1848	1911	1916	1921	1945
Outwood	d	1759			1830		1859				1930
Wakefield Westgate	d	1804	1823	1828	1834	1858	1904	1923	1929	1934	1958
Sandal & Agbrigg	d	1807			1837		1907				1937
Fitzwilliam	d	1814			1844		1914				1944
South Elmsall	d				1850						1949
Adwick	a				1856						1954
Bentley	a				1900						1959
Doncaster	a			1845	1909	1914			1945	2008	2015
Moorthorpe	d	1820					1920				
Thurnscoe	a	1826					1926				
Goldthorpe	a	1828					1928				
Bolton-Upon-Dearne	a	1831					1931				
Swinton	a	1835					1935				
Rotherham Central	a	1844					1944				
Meadowhall	a	1850					1950				
Sheffield	a	1902	1851				2002	1951			
		NT	XC ★	NT	GR	NT	XC ★	NT	NT	NT	NT
Leeds	d	1948	2011	2022	2045	2048	2111	2121	2148	2240	2305
Outwood	d	1959		2031		2059		2130	2159	2249	2316
Wakefield Westgate	d	2004	2024	2035	2058	2104	2123	2134	2205	2253	2321
Sandal & Agbrigg	d	2007		2038		2107		2137	2208	2256	2324
Fitzwilliam	d	2014		2045		2114		2144	2215	2303	2331
South Elmsall	d			2050				2149		2308	
Adwick	a			2055				2154		2313	
Bentley	a			2100				2159		2318	
Doncaster	a			2108	2114			2208		2328	
Moorthorpe	d	2020				2120			2221		2338
Thurnscoe	a	2026				2126			2227		2344
Goldthorpe	a	2028				2128			2229		2346
Bolton-Upon-Dearne	a	2031				2131			2232		2349
Swinton	a	2035				2135			2236		2353
Rotherham Central	a	2044				2144			2246		0001
Meadowhall	a	2050				2150			2251		0006
Sheffield	a	2101	2052			2202	2152		2302		0018

Notes: appear at end.

Wakefield Line

Saturday

Towards Doncaster/Sheffield

		GR	XC	GR	XC	NT	EM	NT	GR	XC	NT
										★	
Leeds	d	0505	0600	0605	0616	0621	0634	0643	0705	0711	0721
Outwood	d					0630		0654			0730
Wakefield Westgate	d	0518	0612	0618	0629	0634	0646	0659	0718	0723	0734
Sandal & Agbrigg	d					0637		0702			0737
Fitzwilliam	d					0644		0709			0744
South Elmsall	d					0649					0749
Adwick	a					0654					0754
Bentley	a					0659					0759
Doncaster	a	0534		0634	0645	0707			0735		0807
Moorthorpe	d							0715			
Thurnscoe	a							0721			
Goldthorpe	a							0723			
Bolton-Upon-Dearne	a							0726			
Swinton	a							0730			
Rotherham Central	a							0739			
Meadowhall	a							0747			
Sheffield	a		0640		0715		0722	0757		0750	
		EM	GR	NT	GR	XC	NT	GR	NT	GR	XC
			●		▲	★				◆	★
Leeds	d	0738	0738	0748	0805	0811	0821	0840	0848	0905	0911
Outwood	d			0759			0830		0859		
Wakefield Westgate	d	0751		0804	0818	08b23	0834	0854	0904	0918	0924
Sandal & Agbrigg	d			0807			0837		0907		
Fitzwilliam	d			0814			0844		0914		
South Elmsall	d						0849				
Adwick	a						0854				
Bentley	a						0859				
Doncaster	a		0808		0835		0907	0911		0935	
Moorthorpe	d			0820					0920		
Thurnscoe	a			0826					0926		
Goldthorpe	a			0828					0928		
Bolton-Upon-Dearne	a			0831					0931		
Swinton	a			0835					0935		
Rotherham Central	a			0844					0944		
Meadowhall	a			0850					0950		
Sheffield	a	0821		0900		08c52			0959		0952
		NT	NT	GR	XC	NT	NT	GR	XC	NT	NT
					★				★		
Leeds	d	0921	0948	1005	1011	1021	1048	1105	1111		1121
Outwood	d	0930	0959			1030	1059				1130
Wakefield Westgate	d	0934	1004	1018	1024	1034	1104	1118	1123		1134
Sandal & Agbrigg	d	0937	1007			1037	1107				1137
Fitzwilliam	d	0944	1014			1044	1114				1144
South Elmsall	d	0949				1049					1149
Adwick	a	0955				1054					1154
Bentley	a	0959				1059					1159
Doncaster	a	1008		1036		1107		1134			1207
Moorthorpe	d		1020				1120			1158	
Thurnscoe	a		1026				1126				
Goldthorpe	a		1028				1128				
Bolton-Upon-Dearne	a		1031				1131				
Swinton	a		1035				1135			1208	
Rotherham Central	a		1044				1144			1218	
Meadowhall	a		1050				1150			1224	
Sheffield	a		1102		1051		1202		1151	1234	

Notes: appear at end.

Wakefield Line

Saturday

Towards Doncaster/Sheffield

		NT	GR	XC ★	NT	NT	GR	XC ★	NT	NT	GR
Leeds	d	1148	1205	1211	1221	1248	1305	1311	1321	1348	1405
Outwood	d	1159			1230	1259			1330	1359	
Wakefield Westgate	d	1204	1218	1223	1234	1304	1318	1323	1334	1404	1418
Sandal & Agbrigg	d	1207			1237	1307			1337	1407	
Fitzwilliam	d	1214			1244	1314			1344	1414	
South Elmsall	d				1249				1349		
Adwick	a				1254				1354		
Bentley	a				1259				1359		
Doncaster	a		1235		1307		1335		1407		1435
Moorthorpe	d	1220				1320				1420	
Thurnscoe	a	1226				1326				1426	
Goldthorpe	a	1228				1328				1428	
Bolton-Upon-Dearne	a	1231				1331				1431	
Swinton	a	1235				1335				1435	
Rotherham Central	a	1244				1344				1444	
Meadowhall	a	1250				1350				1450	
Sheffield	a	1302		1252		1402		1351		1502	
		XC ★	NT	GR	NT	GR	XC ★	NT ★	NT	NT	GR
Leeds	d	1411	1421	1440	1448	1505	1511		1521	1548	1605
Outwood	d		1430		1459				1530	1559	
Wakefield Westgate	d	1423	1434	1453	1504	1518	1523		1534	1604	1618
Sandal & Agbrigg	d		1437		1507				1537	1607	
Fitzwilliam	d		1444		1514				1544	1614	
South Elmsall	d		1449						1549		
Adwick	a		1454						1554		
Bentley	a		1459						1559		
Doncaster	a		1507	1510		1534			1607		1634
Moorthorpe	d				1520			1552		1620	
Thurnscoe	a				1526					1626	
Goldthorpe	a				1528					1628	
Bolton-Upon-Dearne	a				1531					1631	
Swinton	a				1535			1602		1635	
Rotherham Central	a				1544			1612		1644	
Meadowhall	a				1550			1618		1650	
Sheffield	a	1451			1602		1551	1626		1702	
		XC ★	NT	XC ★	NT	GR	XC ★	NT	NT	GR	XC ★
Leeds	d	1611	1621	1640	1648	1705	1711	1721	1748	1805	1811
Outwood	d		1630		1659			1730	1759		
Wakefield Westgate	d	1623	1634	1652	1704	1718	1723	1734	1804	1818	1823
Sandal & Agbrigg	d		1637		1707			1737	1807		
Fitzwilliam	d		1644		1714			1744	1814		
South Elmsall	d		1649					1749			
Adwick	a		1654					1754			
Bentley	a		1659					1759			
Doncaster	a		1707			1735		1807		1835	
Moorthorpe	d				1720				1820		
Thurnscoe	a				1726				1826		
Goldthorpe	a				1728				1828		
Bolton-Upon-Dearne	a				1731				1831		
Swinton	a				1735				1835		
Rotherham Central	a				1744				1844		
Meadowhall	a				1750				1850		
Sheffield	a	1651		1720	1803		1751		1902		1851

Notes: appear at end.

Wakefield Line

		Towards Doncaster/Sheffield									
		NT	NT	GR	XC ★	NT	NT	GR	XC ★	NT	NT
Leeds	d	1821	1848	1905	1911	1921	1948	2005	2011	2022	2048
Outwood	d	1830	1859			1930	1959			2031	2059
Wakefield Westgate	d	1834	1904	1919	1924	1934	2004	2018	2023	2035	2104
Sandal & Agbrigg	d	1837	1907			1937	2007			2038	2107
Fitzwilliam	d	1844	1914			1944	2014			2045	2114
South Elmsall	d	1849				1949				2050	
Adwick	a	1854				1954				2055	
Bentley	a	1859				1959				2100	
Doncaster	a	1907		1935		2007		2034		2108	
Moorthorpe	d		1920				2020				2120
Thurnscoe	a		1926				2026				2126
Goldthorpe	a		1928				2028				2128
Bolton-Upon-Dearne	a		1931				2031				2131
Swinton	a		1935				2035				2135
Rotherham Central	a		1943				2044				2144
Meadowhall	a		1950				2050				2150
Sheffield	a		2002		1951		2102		2052		2200
		XC ★	NT	NT	NT	NT					
Leeds	d	2111	2121	2148	2219	2244					
Outwood	d		2130	2159	2228	2255					
Wakefield Westgate	d	2123	2134	2204	2232	2300					
Sandal & Agbrigg	d		2137	2207	2235	2303					
Fitzwilliam	d		2144	2214	2242	2310					
South Elmsall	d		2149		2247						
Adwick	a		2154		2252						
Bentley	a		2159		2257						
Doncaster	a		2207		2307						
Moorthorpe	d			2220		2316					
Thurnscoe	a			2226		2322					
Goldthorpe	a			2228		2324					
Bolton-Upon-Dearne	a			2231		2327					
Swinton	a			2235		2331					
Rotherham Central	a			2244		2338					
Meadowhall	a			2251		2344					
Sheffield	a	2152		2301		2358					
		Towards Doncaster/Sheffield									
		GR	XC	NT	XC	GR	EM	XC ★	GR	NT	EM
Leeds	d	0805	0810	0846	0900	0905	0950	1000	1005	1021	1050
Outwood	d			0857						1030	
Wakefield Westgate	d	0818	0823	0901	0911	0918	1003	1012	1018	1034	1103
Sandal & Agbrigg	d			0905						1037	
Fitzwilliam	d			0912						1044	
South Elmsall	d									1049	
Adwick	a									1054	
Bentley	a									1059	
Doncaster	a	0834			0928	0934		1028	1034	1107	
Moorthorpe	d			0918							
Thurnscoe	a			0923							
Goldthorpe	a			0926							
Bolton-Upon-Dearne	a			0928							
Swinton	a			0933							
Rotherham Central	a			0942							
Meadowhall	a			0951							
Sheffield	a		0851	1000	0955		1030	1054			1131

Notes: appear at end.

Wakefield Line

Sundays

Towards Doncaster/Sheffield

		XC ★	GR	NT	GR	XC ★	NT	GR	XC ★	NT	GR
Leeds	d	1100	1105	1121	1205	1211	1221	1305	1311	1321	1405
Outwood	d			1132			1230			1332	
Wakefield Westgate	d	1112	1118	1136	1218	1224	1234	1318	1324	1336	1418
Sandal & Agbrigg	d			1140			1237			1340	
Fitzwilliam	d			1147			1244			1347	
South Elmsall	d						1249				
Adwick	a						1254				
Bentley	a						1259				
Doncaster	a	1128	1134		1234		1307	1334			1434
Moorthorpe	d			1153						1353	
Thurnscoe	a			1158						1358	
Goldthorpe	a			1201						1401	
Bolton-Upon-Dearne	a			1203						1403	
Swinton	a			1208						1408	
Rotherham Central	a			1215						1415	
Meadowhall	a			1224						1421	
Sheffield	a	1153		1233		1254			1353	1432	
		XC ★	NT	EM	GR	XC ★	NT	XC ★	GR	NT	GR
Leeds	d	1411	1421	1434	1505	1511	1521	1611	1616	1621	1645
Outwood	d		1430				1532			1630	
Wakefield Westgate	d	1423	1434	1447	1518	1523	1536	1623	1629	1634	1659
Sandal & Agbrigg	d		1437				1540			1637	
Fitzwilliam	d		1444				1547			1644	
South Elmsall	d		1449							1649	
Adwick	a		1454							1654	
Bentley	a		1459							1659	
Doncaster	a		1507		1535				1645	1707	1717
Moorthorpe	d						1553				
Thurnscoe	a						1558				
Goldthorpe	a						1601				
Bolton-Upon-Dearne	a						1603				
Swinton	a						1611				
Rotherham Central	a						1618				
Meadowhall	a						1623				
Sheffield	a	1452		1517		1551	1635	1651			
		XC ★	GR	NT	GR ◆	XC ★	GR	NT ★	NT	GR	XC ★
Leeds	d	1711	1716	1721	1745	1811	1815		1821	1845	1911
Outwood	d			1732					1830		
Wakefield Westgate	d	1723	1729	1736	1759	1823	1828		1834	1859	1922
Sandal & Agbrigg	d			1740					1837		
Fitzwilliam	d			1747					1844		
South Elmsall	d								1849		
Adwick	a								1854		
Bentley	a								1859		
Doncaster	a		1746		1815		1844		1907	1917	
Moorthorpe	d			1753				1855			
Thurnscoe	a			1758							
Goldthorpe	a			1801							
Bolton-Upon-Dearne	a			1803							
Swinton	a			1808				1904			
Rotherham Central	a			1817				1912			
Meadowhall	a			1824				1918			
Sheffield	a	1752		1835		1851		1929			1951

Notes: appear at end.

Wakefield Line

Sundays

Towards Doncaster/Sheffield

		GR	NT	GR	XC ★	NT	GR	XC ★	NT ★	NT	NT
Leeds	d	1916	1921	1945	2011	2021	2045	2111		2121	2145
Outwood	d		1932			2030				2130	2156
Wakefield Westgate	d	1929	1936	1959	2023	2034	2058	2123		2134	2200
Sandal & Agbrigg	d		1940			2037				2137	2204
Fitzwilliam	d		1947			2044				2144	2211
South Elmsall	d					2049				2149	
Adwick	a					2054				2154	
Bentley	a					2059				2159	
Doncaster	a	1945		2016		2107	2114			2207	
Moorthorpe	d		1953						2136		2217
Thurnscoe	a		1958								2222
Goldthorpe	a		2001								2225
Bolton-Upon-Dearne	a		2003								2227
Swinton	a		2009						2145		2232
Rotherham Central	a		2016						2152		2238
Meadowhall	a		2022						2158		2245
Sheffield	a		2034		2051			2151	2210		2256

Notes: a arrive, d start.

b starts 1 minute later until 10 September.

c arrives 1 minute earlier until 10 September.

▲ Through train to or from Bradford Forster Square.

★ Through train to or from York or beyond.

◆ Through train to or from Harrogate.

● Through train to or from Skipton.

Z Until 10 September.

FO Fridays only.

FX Fridays excepted.

EM Operated by East Midlands Trains.

GR Operated by Virgin Trains East Coast.

NT Operated by Northern.

XC Operated by CrossCountry.

Passengers are advised to allow a minimum connecting time of 10 minutes at Leeds station.

Wharfedale Line

Mondays to Saturdays							Towards Bradford/Leeds				
		SX	SO	SX	SO	SX	SX		SX	SX	
Ilkley	d	0602	0610	0617	0621	0633	0652	0710	07b20	0737	0748
Ben Rhydding	d	0604	0612	0619	0623	0635	0654	0712	07b22	0740	0750
Burley-in-Wharfedale	d	0609	0617	0624	0628	0640	0659	0717	07b27	0745	0755
Menston	d	0613	0621	0628	0632	0644	0702	0721	07b31	0748	0759
Guiseley	d	0616	0624	0631	0635	0647	0706	0724	07b34	0752	0802
Baildon	d			0637	0641		0711		07b40		0808
Shipley	d			0642	0644		0715		07b44		0811
Frizinghall	d			0644	0647		0718		07b47		0814
Bradford Forster Square	a			0650	0652		0723		0754		0820
Kirkstall Forge †	d					0655					
Leeds	a	0630	0639			0705		0739		0809	
		SX	SX	SO	SX	SO	SX				
Ilkley	d	0756	0805	0810	0816	0821	0824	0838	0852	0910	0921
Ben Rhydding	d	0759	0807	0812	0818	0823	0827	0840	0854	0912	0923
Burley-in-Wharfedale	d	0803	0812	0817	0823	0828	0831	0845	0859	0917	0928
Menston	d	0807	0816	0821	0827	0832	0835	0849	0903	0921	0932
Guiseley	d	0810	0819	0824	0830	0835	0838	0852	0906	0924	0935
Baildon	d					0841	0844		0912		0941
Shipley	D					0845	0848		0915		0944
Frizinghall	d					0847	0850		0918		0947
Bradford Forster Square	a					0852	0857		0924		0953
Kirkstall Forge †	d							09c01			
Leeds	a	0826	0835	0839	0846			0909		0940	
		SX	SO								
Ilkley	d	0938	0940	0951	1010	1021	1038	1051	1110	1121	1138
Ben Rhydding	d	0940	0943	0953	1012	1023	1040	1053	1112	1123	1140
Burley-in-Wharfedale	d	0945	0948	0958	1017	1028	1045	1058	1117	1128	1145
Menston	d	0949	0952	1002	10b20	1032	1049	1102	1121	1132	1149
Guiseley	d	0952	0957	1005	1024	1035	1052	1105	1124	1135	1152
Baildon	d			1011		1041		1111		1141	
Shipley	d			1014		1044		1114		1144	
Frizinghall	d			1017		1047		1117		1147	
Bradford Forster Square	a			1023		1053		1123		1153	
Kirkstall Forge †	d	1000	1005				1100				1200
Leeds	a	1010	1015		1039		1110		1139		12j10
Ilkley	d	1151	1210	1221	1238	1251	1310	1321	1338	1351	1410
Ben Rhydding	d	1153	1212	1223	1240	1253	1312	1323	1340	1353	1412
Burley-in-Wharfedale	d	1158	1217	1228	1245	1258	1317	1328	1345	1358	1417
Menston	d	1202	1221	1232	1249	1302	1321	1332	1349	14b01	1421
Guiseley	d	1205	1224	1235	1252	1305	1324	1335	1352	1405	1424
Baildon	d	1211		1241		1311		1341		14b10	
Shipley	d	1214		1244		1314		1344		1414	
Frizinghall	d	1217		1247		1317		1347		1417	
Bradford Forster Square	a	1223		1253		1323		1353		1423	
Kirkstall Forge †	d				1300				1400		
Leeds	a		1239		1310		1339		1410		1439

Notes: a Arrive. d Depart.

b 1 minute later on Saturdays.

c 1 minute earlier on Saturdays.

j 4 minutes later on Saturdays.

SO Saturdays only. **SX** Saturdays excepted.

† Kirkstall Forge is due to open during the life of this timetable.

For details of other trains between Bradford and Shipley please see the Leeds-Bradford composite timetable.

Wharfedale Line

Mondays to Saturdays

Towards Bradford/Leeds

						SX	SO				
Ilkley	d	1421	1438	1451	1510	1521	1536	1538	1551	1612	1621
Ben Rhydding	d	1423	1440	1453	1512	1523	1538	1540	1553	1614	1623
Burley-in-Wharfedale	d	1428	1445	1458	1517	1528	1543	1545	1558	1619	1628
Menston	d	1432	1449	1502	1521	1532	1546	1549	1602	1623	1632
Guiselay	d	1435	1452	1505	1524	1535	1550	1552	1605	1626	1635
Baildon	d	1441		1511		1541			1611		1641
Shipley	d	1444		1514		1544			1614		1644
Frizinghall	d	1447		1517		1547			1617		1647
Bradford Forster Square	a	1453		1523		1553			1623		1653
Kirkstall Forge †	d		1500				1558	1600			
Leeds	a		1510		1539		1608	1611		1642	

						SO	SX		SX		
Ilkley	d	1638	1651	1712	17b20	1738	1743	1751	1804	1812	1821
Ben Rhydding	d	1640	1653	1714	17b22	1740	1745	1753	1806	1814	1823
Burley-in-Wharfedale	d	1645	1658	1719	17b27	1745	1750	1758	1811	1819	1828
Menston	d	1649	1702	1723	17b31	1749	1754	1802	1815	1823	1832
Guiselay	d	1652	1705	1726	17b34	1752	1757	1805	1818	1826	1835
Baildon	d		1711		17b40			1811			1841
Shipley	d		1714		17b43			18c15			1844
Frizinghall	d		1717		17b46			1817			1847
Bradford Forster Square	a		1723		17b52			1823			1853
Kirkstall Forge †	d	17e00				1800					
Leeds	a	17j10		1742		1810	1816		1836	1844	

								SX	SO		
Ilkley	d	1842	1851	1910	1921	1938	2009	2028	2043	2048	2118
Ben Rhydding	d	1844	1853	1912	1923	1940	2011	2030	2045	2050	2120
Burley-in-Wharfedale	d	1849	1858	1917	1928	1945	2016	2035	2050	2055	2125
Menston	d	1853	1902	1921	1932	1949	2020	2039	2054	2059	2129
Guiselay	d	1856	1905	1924	1935	1952	2023	2042	2057	2102	2132
Baildon	d		1911		1941		2029		2103	2108	
Shipley	d		1914		1944		20b32		2106	2111	
Frizinghall	d		1917		1947		20b35		2109	2114	
Bradford Forster Square	a		1923		19c53		2041		2114	2119	
Kirkstall Forge †	d	1904				2000		2050			2140
Leeds	a	19c15		1940		2010		2100	21z32	21z35	2150

			SX	SO	
Ilkley	d	2143	2218	2224	2243 2318
Ben Rhydding	d	2145	2220	2226	2245 2320
Burley-in-Wharfedale	d	2150	2225	2231	2250 2325
Menston	d	2154	2229	2235	2254 2329
Guiselay	d	2157	2232	2238	2257 2332
Baildon	d	2203			2303
Shipley	d	2206			2306
Frizinghall	d	2209			2309
Bradford Forster Square	a	2215			2315
Kirkstall Forge †	d		2240	2246	2340
Leeds	a	22z34	2250	2256	2350

Notes: a Arrive. d Depart.

b 1 minute later on Saturdays.

e 2 minutes later on Saturdays.

z Connecting time. Change at Shipley.

SO Saturdays only. **SX** Saturdays excepted. † Kirkstall Forge is due to open during the life of this timetable.

For details of other trains between Bradford and Shipley please see the Leeds-Bradford composite timetable.

Wharfedale Line

Sundays		Towards Bradford/Leeds									
Ilkley	d	0905	0925	1005	1105	1125	1205	1305	1325	1405	1505
Ben Rhydding	d	0907	0927	1007	1107	1127	1207	1307	1327	1407	1507
Burley-in-Wharfedale	d	0912	0932	1012	1112	1132	1212	1312	1332	1412	1512
Menston	d	0916	0936	1016	1116	1136	1216	1316	1336	1416	1516
Guiseley	d	0919	0939	1019	1119	1139	1219	1319	1339	1419	1519
Baildon	d		0945			1145			1345		
Shipley	d		0948			1148			1348		
Frizinghall	d		0951			1151			1351		
Bradford Forster Square	a		0957			1157			1357		
Kirkstall Forge †	d										
Leeds	a	0934		1034	1134		1234	1334		1434	1534
Ilkley	d	1525	1605	1705	1725	1805	1905	1925	2005	2105	2130
Ben Rhydding	d	1527	1607	1707	1727	1807	1907	1927	2007	2107	2132
Burley-in-Wharfedale	d	1532	1612	1712	1732	1812	1912	1932	2012	2112	2137
Menston	d	1536	1616	1716	1736	1816	1916	1936	2016	2116	2141
Guiseley	d	1539	1619	1719	1739	1819	1919	1939	2019	2119	2144
Baildon	d	1545			1745			1945			2150
Shipley	d	1548			1748			1948			2155
Frizinghall	d	1551			1751			1951			2157
Bradford Forster Square	a	1557			1757			1957			2203
Kirkstall Forge †	d										
Leeds	a		1634	1736		1834	1934		2034	2134	22z41
Ilkley	d	2215	2315								
Ben Rhydding	d	2217	2317								
Burley-in-Wharfedale	d	2222	2322								
Menston	d	2226	2326								
Guiseley	d	2229	2329								
Baildon	d										
Shipley	d										
Frizinghall	d										
Bradford Forster Square	a										
Kirkstall Forge †	d										
Leeds	a	2245	2344								
Mondays to Saturdays		Towards Ilkley									
		SX	SO		SX	SX	SO	SX	SX	SO	SX
Leeds	d	0600	0602		0634		0702	0704			0729
Kirkstall Forge †	d				0641						
Bradford Forster Square	d			0615	0642				0711	0715	
Frizinghall	d			0618	0646				0714	0718	
Shipley	d			0622	0650				0719	0723	
Baildon	d			0625	0653				0722	0726	
Guiseley	d	0612	0614	0631	0648	0658	0714	0716	0728	0732	0742
Menston	d	0615	0617	0634	0651	0701	0717	0719	0731	0735	0745
Burley-in-Wharfedale	d	0618	0620	0637	0654	0704	0720	0722	0734	0738	0748
Ben Rhydding	d	0621	0623	06c41	0658	0708	0723	0725	0737	0741	0752
Ilkley	a	0627	0630	0646	0704	0713	0729	0731	0743	0747	0757

Notes: a Arrive. d Depart.

c 1 minute earlier on Saturdays.

z Connecting time. Change at Shipley.

SO Saturdays only. **SX** Saturdays excepted.

† Kirkstall Forge is due to open during the life of this timetable.

For details of other trains between Bradford and Shipley please see the Leeds-Bradford composite timetable.

Wharfedale Line

Mondays to Saturdays				Towards Ilkley			
		SX	SX	SO	SX	SX	SO
Leeds	d	0733		0758	0832	0835	
Kirkstall Forge †	d	0740					0902 0902
Bradford Forster Square	d		0745	0816		0846	0916
Frizinghall	d		0749	0819		0849	0919
Shipley	d		0753	0823		0853	0923
Baildon	d		0756	0826		0856	0926
Guisley	d	0750	0802	0811 0832	0844 0848	0902	0914 0916 0932
Menston	d	0753	0805	0814 0835	0847 0851	0905	0917 0919 0935
Burley-in-Wharfedale	d	0756	0808	0817 0838	0850 0854	0908	0920 0923 0938
Ben Rhydding	d	0759	0811	0821 0841	0853 0857	0911	0923 0927 0941
Ilkley	a	0804	0817	0829 08e47	0902 0905	0917	0929 0933 0947
			SX	SO			
Leeds	d	0932		1002 1004		1032	1102 1132
Kirkstall Forge †	d	0939				1039	1139
Bradford Forster Square	d		0946		1016	1046	1116
Frizinghall	d		0949		1019	1049	1119
Shipley	d		0953		1023	1053	1123
Baildon	d		0956		1026	1056	1126
Guisley	d	0946	1002	1014 1016	1032 1046	1102	1114 1132 1146
Menston	d	0949	1005	1017 1019	1035 1049	1105	1117 1135 1149
Burley-in-Wharfedale	d	0952	1008	1020 1022	1038 1052	1108	1120 1138 1152
Ben Rhydding	d	0956	1011	1023 1025	1041 1056	1111	1123 1141 1156
Ilkley	a	1002	1017	1029 1031	1047 1102	1117	1129 1147 1202
Leeds	d		1202	1232	1302		1332 1402
Kirkstall Forge	d			1239			1339
Bradford Forster Square	d	1146		1216	1246	13b15	1346
Frizinghall	d	1149		1219	1249	1319	1349
Shipley	d	1153		1223	1253	1323	1353
Baildon	d	1156		1226	1256	1326	1356
Guisley	d	1202	1214	1232 1246	1302 1314	1332 1346	1402 1414
Menston	d	1205	1217	1235 1249	1305 1317	1335 1349	1405 1417
Burley-in-Wharfedale	d	1208	1220	1238 1252	1308 1320	1338 1352	1408 1420
Ben Rhydding	d	1211	1223	1241 1256	1311 1323	1341 1356	1411 1423
Ilkley	a	1217	1229	1247 1302	1317 1329	1347 1402	1417 1429
Leeds	d		1432	1502	1532	1602	1632
Kirkstall Forge †	d		1439		1539		1639
Bradford Forster Square	d	1416		1446	1516	1546	1616
Frizinghall	d	1419		1449	1519	1549	16c20
Shipley	d	1423		1453	1523	1553	16c24
Baildon	d	1426		1456	1526	1556	16c27
Guisley	d	1432	1446	1502 1514	1532 1546	1602 1614	1632 1646
Menston	d	1435	1449	1505 1517	1535 1549	1605 1617	1635 1649
Burley-in-Wharfedale	d	1438	1452	1508 1520	1538 1552	1608 1620	1638 1652
Ben Rhydding	d	1441	1456	1511 1523	1541 1556	1611 16c24	16c42 1656
Ilkley	a	1447	1502	1517 1529	1547 1602	1617 1630	1647 1702

Notes: a Arrive. d Depart.

b 1 minute later on Saturdays.

c 1 minute earlier on Saturdays.

e 2 minutes later on Saturdays.

SO Saturdays only. **SX** Saturdays excepted.

† Kirkstall Forge is due to open during the life of this timetable.

For details of other trains between Bradford and Shipley please see the Leeds-Bradford composite timetable.

Wharfedale Line

Mondays to Saturdays

Towards Ilkley

		SX	SO		SX	SO	SX	SX	SO	SX	SO
Leeds	d			1702	1716				1732	1732	1746
Kirkstall Forge †	d										
Bradford Forster Square	d	1643	1644			1716	1716				1743
Frizinghall	d	1646	1648			1719	1719				1746
Shipley	d	1650	1652			1723	1725				1750
Baildon	d	1653	1655			1726	1728				1754
Guisley	d	1659	1701	1714	1728	1732	1735	1745	1745	1758	1759
Menston	d	1702	1704	1717	1731	1735	1738	1748	1748	1802	1802
Burley-in-Wharfedale	d	1705	1707	1720	1734	1738	1744	1751	1751	1805	1805
Ben Rhydding	d	1708	1710	1723	1737	1741	1747	1757	1754	1809	1809
Ilkley	a	1714	1717	1729	1743	1747	1753	1802	1801	1814	1815

		SX	SO	SX	SX	SO				SX	
Leeds	d		1802	1802				1832		19b02	1933
Kirkstall Forge †	d							1839			1940
Bradford Forster Square	d	1748			1811	1816		1846			1941
Frizinghall	d	1751			1814	1819		1849			1944
Shipley	d	1755			1819	1823		1853			1948
Baildon	d	1759			1822	1826		1856			1952
Guisley	d	1808	1814	1818	1827	1832	1846	1902	19b14	1947	1957
Menston	d	1812	1817	1821	1830	1835	1849	1905	19b17	1950	2000
Burley-in-Wharfedale	d	1817	1820	1826	1835	1838	1852	1908	19b20	1953	2003
Ben Rhydding	d	1820	1823	1830	1839	1841	1856	1911	19b24	1957	2007
Ilkley	a	1826	1829	1835	1844	1847	1902	19b16	19b29	2003	2012

		SO		SO	SO	SO	SO	SO
Leeds	d		2007		2104	2107	21z26	22b07
Kirkstall Forge †	d		2014		2111	2114		22b14
Bradford Forster Square	d	1946		2038			2140	2240
Frizinghall	d	1949		2041			2143	2243
Shipley	d	1953		20b45			2147	2247
Baildon	d	1957		20b48			2150	2250
Guisley	d	2002	2021	20b54	2118	2121	2156	22b21
Menston	d	2004	2024	20b57	2121	2124	2159	22b24
Burley-in-Wharfedale	d	2008	2027	21b00	2124	2127	2202	22b27
Ben Rhydding	d	2012	2031	21b03	2128	2131	2205	22b31
Ilkley	a	2018	2037	21e09	2134	2137	2211	22b37

		SX
Leeds	d	
Kirkstall Forge †	d	
Bradford Forster Square	d	2326
Frizinghall	d	2329
Shipley	d	2333
Baildon	d	2336
Guisley	d	2342
Menston	d	2345
Burley-in-Wharfedale	d	2348
Ben Rhydding	d	2351
Ilkley	a	2357

Notes: a Arrive. d Depart.

b 1 minute later on Saturdays. e 2 minutes later on Saturdays.

r Connection time. Change at Shipley. Departs 2226 on Saturdays.

z Connecting time. Change at Shipley.

SO Saturdays only. **SX** Saturdays excepted.

† Kirkstall Forge is due to open during the life of this timetable.

For details of other trains between Bradford and Shipley please see the Leeds-Bradford composite timetable.

Wharfedale Line

Sundays		Towards Ilkley									
Leeds	d	0905	1005		1105	1205		1305	1405		1505
Kirkstall Forge †	d										
Bradford Forster Square	d			1027			1227			1426	
Frizinghall	d			1030			1230			1429	
Shipley	d			1034			1234			1433	
Baildon	d			1037			1237			1436	
Guiseley	d	0917	1017	1043	1117	1217	1243	1317	1417	1442	1517
Menston	d	0920	1020	1046	1120	1220	1246	1320	1420	1445	1520
Burley-in-Wharfedale	d	0923	1023	1049	1123	1223	1249	1323	1423	1448	1523
Ben Rhydding	d	0926	1026	1052	1126	1226	1252	1326	1426	1451	1526
Ilkley	a	0933	1033	1058	1133	1233	1258	1333	1433	1458	1533
Leeds	d	1605		1705	1805		1905	2005		2108	2215
Kirkstall Forge †	d										
Bradford Forster Square	d		1627			1827			2027		
Frizinghall	d		1630			1830			2030		
Shipley	d		1634			1834			2034		
Baildon	d		1637			1837			2037		
Guiseley	d	1617	1643	1717	1817	1843	1917	2017	2043	2120	2227
Menston	d	1620	1646	1720	1820	1846	1920	2020	2046	2123	2230
Burley-in-Wharfedale	d	1623	1649	1723	1823	1849	1923	2023	2049	2126	2233
Ben Rhydding	d	1626	1652	1726	1826	1852	1926	2026	2052	2129	2236
Ilkley	a	1633	1659	1733	1833	1859	1933	2033	2058	2136	2243
Leeds	d	22z20	2310								
Kirkstall Forge †	d										
Bradford Forster Square	d		2237								
Frizinghall	d		2240								
Shipley	d		2245								
Baildon	d		2248								
Guiseley	d	2253	2322								
Menston	d	2256	2325								
Burley-in-Wharfedale	d	2259	2328								
Ben Rhydding	d	2303	2331								
Ilkley	a	2308	2338								

Notes: a Arrive. d Depart.

z Connecting time. Change at Shipley.

† Kirkstall Forge is due to open during the life of this timetable.

For details of other trains between Bradford and Shipley please see the Leeds-Bradford composite timetable.

York & Selby Lines

A new timetable will be issued from 24 October 2016 when the leaf-fall timetable on the York and Selby Lines is introduced. Please visit www.tpexpress.co.uk or pick up a new timetable in September.

York & Selby Lines - 15 May to 23 October 2016

		Mondays to Fridays								Towards Leeds		
		GR	TP	TP	TP	TP	TP	TP	TP	TP	NT	TP
		MO	MX	MO	MX	MX	MO					
Newcastle	d	22p46										
Middlesbrough	d											
Scarborough	d											
York	d	0018	0138	0138	0252	0252	0400	0420	0521	0535	0555	
Ulleskelf	d											
Church Fenton	d											
Hull	d											
Brough	d											
Selby	d											
South Milford	d											
Micklefield	d									0554		
East Garforth	d									0558		
Garforth	d									0600		
Cross Gates	d									0605		
Leeds	a	0047	0204	0219	0318	0333	0441	0446	0547	0614	0618	
Bradford Interchange	a											
Halifax	a											
Blackpool North	a											
Dewsbury	a								0600	0639	0630	
Huddersfield	a	0241	0241	0356	0356	0525	0525	0609		0639		
Manchester Victoria	a									0803		
Manchester Piccadilly	a	0346	0343	0458	0458	0557	0557	0645	0714			
		TP	TP	NT	XC	TP	TP	NT	TP	TP	NT	
Newcastle	d									0603		
Middlesbrough	d							0555				
Scarborough	d											
York	d	0616	0620		0640	0645	0652	0715				
Ulleskelf	d											
Church Fenton	d	0632										
Hull	d	0548							0637			
Brough	d	0600							0649			
Selby	d	0623						0654	0709	0714		
South Milford	d								0703	0725		
Micklefield	d	0639							0709	0730		
East Garforth	d	0643							0713	0734		
Garforth	d	0646				0707		0716	0737			
Cross Gates	d	0651					0721	0732				
Leeds	a	0640	0647	0700	0702	0708	0717	0730	0733	0741	0748	
Bradford Interchange	a	0726				0757						
Halifax	a	0740				0815						
Blackpool North	a	0921										
Dewsbury	a					0721	0746					
Huddersfield	a	0701	0709			0730	0738	0847	0755	0801		
Manchester Victoria	a	0733									0833	
Manchester Piccadilly	a	0743		0805		0816	0833					

Notes: a Arrive. d Depart. p Previous night.

GR Operated by Virgin Trains East Coast.

MO Mondays only.

MX Mondays excepted.

NT Operated by Northern.

TP Operated by TransPennine Express.

XC Operated by CrossCountry.

Passengers are advised to allow a minimum connecting time of 10 minutes between trains at Leeds station.

York & Selby Lines - 15 May to 23 October 2016

		Mondays to Fridays						Towards Leeds				
		NT	TP	NT	TP	NT	XC	TP	TP	TP	NT	
Newcastle	d						0645				0708	
Middlesbrough	d				0631							
Scarborough	d		0630					0700				
York	d	0719	0724		0737	0740	0743	0750			0815	
Ulleskelf	d											
Church Fenton	d					0801						
Hull	d								0735			
Brough	d									0747		
Selby	d			0741						0808		0815
South Milford	d			0751								0825
Micklefield	d	0742		0758		0810						0831
East Garforth	d	0746		0803		0815						0835
Garforth	d	0749	0741	0805		0817		0809			0830	0837
Cross Gates	d	0754		0810	0756	0822						
Leeds	a	0803	0750	0817	0804	0830	0808	0820	0832	0840	0848	
Bradford Interchange	a	0824		0841								
Halifax	a	0838		0855								
Blackpool North	a	1014										
Dewsbury	a				0819				0846			
Huddersfield	a		0810		0828			0841	0855	0901		
Manchester Victoria	a			0942						0933		
Manchester Piccadilly	a		0845		0905			0913	0932			

		TP	NT	TP	XC	TP	NT	TP	TP	NT	TP
		Newcastle	d				0740				0806
Middlesbrough	d	0715									0827
Scarborough	d			0738							
York	d	0824	0827	0840	0845	0853			0915	0918	0924
Ulleskelf	d										
Church Fenton	d									0934	
Hull	d							0838			
Brough	d							0850			
Selby	d					0850	0910				
South Milford	d					0901					
Micklefield	d		0842			0909				0942	
East Garforth	d		0846			0913				0946	
Garforth	d		0848			0915				0948	0939
Cross Gates	d	0843	0853			0920				0953	
Leeds	a	0851	0902	0904	0908	0916	0931	0934	0941	1002	0949
Bradford Interchange	a		0924			0957				1025	
Halifax	a		0938			1014				1040	
Blackpool North	a		1115							1215	
Dewsbury	a			0919				0946			
Huddersfield	a	0911		0928		0938	1045	0955	1001		1010
Manchester Victoria	a								1033		
Manchester Piccadilly	a	0945		1005		1011		1032			1042

Notes: a Arrive, d Depart.

NT Operated by Northern.

TP Operated by TransPennine Express.

XC Operated by CrossCountry.

Passengers are advised to allow a minimum connecting time of 10 minutes between trains at Leeds station.

York & Selby Lines - 15 May to 23 October 2016

		Towards Leeds									
		TP	XC	TP	NT	TP	TP	TP	NT	TP	XC
Newcastle	d		0843					0910			0942
Middlesbrough	d								0927		
Scarborough	d	0850								0950	
York	d	0941	0945	0953			1016	1024	1027	1041	1045
Ulleskelf	d										
Church Fenton	d										
Hull	d							0938			
Brough	d							0950			
Selby	d				0954	1010					
South Milford	d				1003						
Micklefield	d				1010				1042		
East Garforth	d				1014				1046		
Garforth	d				1016			1039	1048		
Cross Gates	d				1021				1053		
Leeds	a	1004	1008	1015	1030	1034	1039	1049	1102	1104	1108
Bradford Interchange	a				1056				1124		
Halifax	a				1114				1138		
Blackpool North	a								1315		
Dewsbury	a	1019				1046				1119	
Huddersfield	a	1028		1038	1145	1055	1101	1110		1128	
Manchester Victoria	a						1133				
Manchester Piccadilly	a	1105		1113		1132		1144		1205	
		TP	NT	TP	NT	TP	NT	TP	TP	XC	TP
Newcastle	d					1005				1042	
Middlesbrough	d							1027			
Scarborough	d								1050		
York	d	1053			1106	1115	1118	1124	1141	1145	1153
Ulleskelf	d				1116						
Church Fenton	d				11a20		1134				
Hull	d				1038						
Brough	d				1050						
Selby	d		1054	1110							
South Milford	d		1103								
Micklefield	d		1109				1142				
East Garforth	d		1113				1146				
Garforth	d		1115				1148	1139			
Cross Gates	d		1120				1153				
Leeds	a	1116	1129	1134		1139	1202	1150	1204	1208	1216
Bradford Interchange	a		1156				1224				
Halifax	a		1214				1238				
Blackpool North	a						1415				
Dewsbury	a			1146					1219		
Huddersfield	a	1138	1245	1155		1201		1210	1228		1238
Manchester Victoria	a					1233					
Manchester Piccadilly	a	1213		1232				1242	1305		1313

Notes: a Arrive, d Depart.

NT Operated by Northern.

TP Operated by TransPennine Express.

XC Operated by CrossCountry.

Passengers are advised to allow a minimum connecting time of 10 minutes between trains at Leeds station.

York & Selby Lines - 15 May to 23 October 2016

Mondays to Fridays		Towards Leeds									
		NT	TP	TP	TP	NT	TP	XC	TP	NT	TP
Newcastle	d			1110				1144			
Middlesbrough	d				1127						
Scarborough	d						1150				
York	d			1216	1224	1227	1241	1245	1253		
Ulleskelf	d										
Church Fenton	d										
Hull	d		1138								1238
Brough	d		1150								1250
Selby	d	1154	1210							1254	1310
South Milford	d	1203								1303	
Micklefield	d	1209				1243				1309	
East Garforth	d	1213				1247				1313	
Garforth	d	1215			1239	1249				1315	
Cross Gates	d	1220				1254				1320	
Leeds	a	1230	1234	1239	1249	1302	1304	1309	1316	1329	1334
Bradford Interchange	a	1256				1324				1357	
Halifax	a	1315				1338				1415	
Blackpool North	a					1515					
Dewsbury	a		1246				1319				1346
Huddersfield	a	1347	1255	1301	1310		1328		1339	1445	1355
Manchester Victoria	a			1333							
Manchester Piccadilly	a		1332		1344		1405		1413		1432
		TP	NT	TP	TP	XC	TP	NT	TP	TP	TP
Newcastle	d	1206				1241				1310	
Middlesbrough	d			1227							1327
Scarborough	d				1250						
York	d	1315	1318	1324	1341	1345	1353			1416	1424
Ulleskelf	d										
Church Fenton	d		1334								
Hull	d								1338		
Brough	d								1350		
Selby	d							1354	1410		
South Milford	d							1403			
Micklefield	d		1342					1409			
East Garforth	d		1346					1413			
Garforth	d		1348	1339				1415			1439
Cross Gates	d		1353					1420			
Leeds	a	1339	1402	1349	1404	1408	1416	1430	1434	1440	1449
Bradford Interchange	a		1424					1456			
Halifax	a		1438					1514			
Blackpool North	a		1615								
Dewsbury	a				1419				1446		
Huddersfield	a	1401		1410	1428		1438	1545	1455	1501	1510
Manchester Victoria	a	1433								1533	
Manchester Piccadilly	a			1444	1505		1513		1532		1544

Notes: a Arrive. d Depart.

NT Operated by Northern.

TP Operated by TransPennine Express.

XC Operated by CrossCountry.

Passengers are advised to allow a minimum connecting time of 10 minutes between trains at Leeds station.

York & Selby Lines - 15 May to 23 October 2016

Mondays to Fridays			Towards Leeds								
		NT	TP	XC	TP	NT	TP	NT	TP	NT	TP
Newcastle	d			1343					1406		
Middlesbrough	d										1427
Scarborough	d		1350								
York	d	1427	1441	1445	1453			1502	1515	1518	1524
Ulleskelf	d							1512			
Church Fenton	d							15a17		1534	
Hull	d						1438				
Brough	d						1450				
Selby	d					1454	1510				
South Milford	d						1503				
Micklefield	d	1442					1509			1542	
East Garforth	d	1446					1513			1546	
Garforth	d	1448					1515			1548	1539
Cross Gates	d	1453					1520			1553	
Leeds	a	1502	1504	1508	1516	1529	1534		1540	1602	1549
Bradford Interchange	a	1524					1556			1623	
Halifax	a	1538					1614			1637	
Blackpool North	a	1719								1815	
Dewsbury	a		1519					1546			
Huddersfield	a		1528		1538	1645	1555		1601		1610
Manchester Victoria	a								1633		
Manchester Piccadilly	a		1605		1613		1632				1644
		TP	XC	TP	NT	XC	TP	NT	TP	TP	NT
Newcastle	d		1442			1505			1508		
Middlesbrough	d									1527	
Scarborough	d	1450									
York	d	1541	1545	1553		1605		1611	1616	1624	1627
Ulleskelf	d										
Church Fenton	d							1622			
Hull	d						1538				
Brough	d						1550				
Selby	d				1554		1610	1637			
South Milford	d				1603						
Micklefield	d				1609						1642
East Garforth	d				1613						1646
Garforth	d				1615					1639	1648
Cross Gates	d				1620						1653
Leeds	a	1606	1608	1616	1627	1630	1634		1639	1649	1702
Bradford Interchange	a				1656						1723
Halifax	a				1714						1737
Blackpool North	a										1917
Dewsbury	a	1619					1646				
Huddersfield	a	1628		1639	1745		1655		1701	1710	
Manchester Victoria	a								1733		
Manchester Piccadilly	a	1705		1716			1732			1746	

Notes: a Arrive, d Depart.

NT Operated by Northern.

TP Operated by TransPennine Express.

XC Operated by CrossCountry.

Passengers are advised to allow a minimum connecting time of 10 minutes between trains at Leeds station.

York & Selby Lines - 15 May to 23 October 2016

		Mondays to Fridays							Towards Leeds			
		TP	XC	TP	NT	TP	TP	NT	TP	TP	XC	
Newcastle	d		1541					1606				1641
Middlesbrough	d								1626			
Scarborough	d	1550								1650		
York	d	1641	1645	1653				1715	1718	1722	1741	1745
Ulleskelf	d											
Church Fenton	d								1734			
Hull	d							1638				
Brough	d							1650				
Selby	d				1654	1710						
South Milford	d				1705							
Micklefield	d				1710				1743			
East Garforth	d				1714				1747			
Garforth	d				1717				1750	1739		
Cross Gates	d				1722				1755			
Leeds	a	1706	1708	1716	1730	1735	1739	1803	1749	1804	1809	
Bradford Interchange	a				1757				1824			
Halifax	a				1814				1838			
Blackpool North	a								2015			
Dewsbury	a	1719		1730		1747					1819	
Huddersfield	a	1729		1739	1845	1756	1802		1810	1829		
Manchester Victoria	a						1834					
Manchester Piccadilly	a	1805		1817		1833			1842	1905		
		TP	NT	TP	TP	TP	NT	NT	NT	TP	XC	
Newcastle	d					1703						1741
Middlesbrough	d						1726					
Scarborough	d									1750		
York	d	1753			1816	1822		1827	1844	1841	1845	
Ulleskelf	d								1853			
Church Fenton	d								1857			
Hull	d				1738							
Brough	d				1750							
Selby	d		1749	1810			1823		19a13			
South Milford	d		1801				1832					
Micklefield	d		1809					1842				
East Garforth	d		1813					1846				
Garforth	d		1815			1837		1848				
Cross Gates	d		1820					1853				
Leeds	a	1816	1829	1834	1839	1849	1849	1902		1904	1909	
Bradford Interchange	a		1859				1912	1924				
Halifax	a		1916				1927	1938				
Blackpool North	a							2115				
Dewsbury	a			1846							1919	
Huddersfield	a	1839	1945	1855	1901	1910					1928	
Manchester Victoria	a				1933		2018					
Manchester Piccadilly	a	1916		1932		1944				2005		

Notes: a Arrive, d Depart.

NT Operated by Northern.

TP Operated by TransPennine Express.

XC Operated by CrossCountry.

Passengers are advised to allow a minimum connecting time of 10 minutes between trains at Leeds station.

York & Selby Lines - 15 May to 23 October 2016

Mondays to Fridays		Towards Leeds									
		TP	NT	TP	TP	NT	TP	TP	XC	TP	NT
Newcastle	d			1804					1843	1910	
Middlesbrough	d						1827				
Scarborough	d						1850				
York	d	1853		1915		1918	1924	1941	1945	2016	2020
Ulleskelf	d										
Church Fenton	d					1934					
Hull	d					1849					
Brough	d					1901					
Selby	d		1854			1920					
South Milford	d		1903								
Micklefield	d		1909			1942					2036
East Garforth	d		1913			1946					2040
Garforth	d		1915			1948	1939				2043
Cross Gates	d		1920			1953					2048
Leeds	a	1916	1929	1938	1943	2002	1951	2004	2008	2039	2056
Bradford Interchange	a					2024					
Halifax	a					2038					
Blackpool North	a					2213					
Dewsbury	a			1952				2019		2052	
Huddersfield	a	1938		2001			2010	2028		2101	
Manchester Victoria	a			2033							
Manchester Piccadilly	a	2014					2045	2105		2133	
		TP	TP	XC	TP	NT	TP	TP	TP	NT	TP
Newcastle	d			1942			2027				
Middlesbrough	d							2052			
Scarborough	d		1950								
York	d		2041	2045	2116	2123	2141	2148		2213	2230
Ulleskelf	d									2223	
Church Fenton	d					2135				2227	
Hull	d	1959							2138		
Brough	d	2011							2150		
Selby	d	2030							2212		
South Milford	d	2040							2222		
Micklefield	d					2142				2235	
East Garforth	d					2146				2239	
Garforth	d					2149				2241	
Cross Gates	d					2154				2246	
Leeds	a	2059	2104	2108	2139	2203	2205	2212	2240	2255	2305
Bradford Interchange	a										
Halifax	a										
Blackpool North	a										
Dewsbury	a		2119		2152		2219		2252		2319
Huddersfield	a		2129		2201		2228		2301		2328
Manchester Victoria	a										
Manchester Piccadilly	a		2205		2233		2305		2337		0004

Notes: a Arrive, d Depart.

NT Operated by Northern.

TP Operated by TransPennine Express.

XC Operated by CrossCountry.

Passengers are advised to allow a minimum connecting time of 10 minutes between trains at Leeds station.

York & Selby Lines - 15 May to 23 October 2016

Mondays to Fridays

Towards Leeds

		TP FX	TP FO	NT
Newcastle	d	2155	2155	
Middlesbrough	d			
Scarborough	d			
York	d	2306	2306	2313
Ulleskelf	d			
Church Fenton	d			2328
Hull	d			
Brough	d			
Selby	d			
South Milford	d			
Micklefield	d			2336
East Garforth	d			2340
Garforth	d			2342
Cross Gates	d			2347
Leeds	a	2332	2332	2356
Bradford Interchange	a			
Halifax	a			
Blackpool North	a			
Dewsbury	a	2345	2345	
Huddersfield	a	2354	2354	
Manchester Victoria	a			
Manchester Piccadilly	a	0028	0041	

Saturday

Towards Leeds

		GR	TP	TP	TP	TP	TP	TP	TP	TP	XC A	NT
Newcastle	d	22p46										
Middlesbrough	d											
Scarborough	d											
York	d	0018	0138	0252	0400	0521	0555	0616			0620	0623
Ulleskelf	d											
Church Fenton	d											0634
Hull	d									0548		
Brough	d									0600		
Selby	d									0623		
South Milford	d											
Micklefield	d											0642
East Garforth	d											0646
Garforth	d											0648
Cross Gates	d											0653
Leeds	a	0047	0219	0333	0441	0547	0618	0640	0647	0659		0702
Bradford Interchange	a											0726
Halifax	a											0740
Blackpool North	a											0923
Dewsbury	a					0600	0630					
Huddersfield	a		0256	0411	0526	0609	0639	0701	0709			
Manchester Victoria	a							0733				
Manchester Piccadilly	a		0329	0443	0557	0645	0714		0743			

Notes: a Arrive. d Depart. p Previous night.

A From 17 September.

FO Fridays only. FX Fridays excepted.

GR Operated by Virgin Trains East Coast.

NT Operated by Northern.

TP Operated by TransPennine Express.

XC Operated by CrossCountry.

Passengers are advised to allow a minimum connecting time of 10 minutes between trains at Leeds station.

York & Selby Lines - 15 May to 23 October 2016

Saturday		Towards Leeds									
		TP	XC B	TP	NT	TP	TP	NT	TP	TP	XC A
Newcastle	d						0603				0645
Middlesbrough	d			0555						0631	
Scarborough	d								0630		
York	d	0640	0645	0652			0715	0718	0724	0737	0745
Ulleskelf	d							0728			
Church Fenton	d							0735			
Hull	d					0637					
Brough	d					0649					
Selby	d				0654	0709					
South Milford	d					0703					
Micklefield	d					0710		0742			
East Garforth	d					0714		0746			
Garforth	d			0707	0716			0749	0741		
Cross Gates	d				0721		0732	0754		0756	
Leeds	a	0704	0709	0717	0730	0733	0741	0803	0750	0804	0808
Bradford Interchange	a				0756			0826			
Halifax	a				0815			0840			
Blackpool North	a							1015			
Dewsbury	a	0721				0746				0819	
Huddersfield	a	0730		0738	0846	0755	0801		0810	0828	
Manchester Victoria	a						0833				
Manchester Piccadilly	a	0806		0816		0833			0845	0905	
		XC B	TP	NT	TP	TP	NT	TP	TP	NT	XC
Newcastle	d					0706					0741
Middlesbrough	d							0715			
Scarborough	d		0700						0748		
York	d	0745	0750			0815	0818	0824	0840	0843	0845
Ulleskelf	d										
Church Fenton	d						0834				
Hull	d				0735						
Brough	d				0747						
Selby	d			0754	0808					09a07	
South Milford	d			0804							
Micklefield	d			0809			0842				
East Garforth	d			0813			0846				
Garforth	d		0809	0816		0830	0848				
Cross Gates	d			0821			0853	0843			
Leeds	a	0808	0820	0830	0832	0840	0902	0851	0904		0908
Bradford Interchange	a			0857			0926				
Halifax	a			0915			0940				
Blackpool North	a						1114				
Dewsbury	a				0846				0919		
Huddersfield	a		0841	0945	0855	0901		0911	0928		
Manchester Victoria	a					0933					
Manchester Piccadilly	a		0913		0932			0945	1005		

Notes: a Arrive. d Depart.

A From 17 September.

B Until 10 September.

NT Operated by Northern.

TP Operated by TransPennine Express.

XC Operated by CrossCountry.

Passengers are advised to allow a minimum connecting time of 10 minutes between trains at Leeds station.

York & Selby Lines - 15 May to 23 October 2016

		Towards Leeds									
		TP	NT	TP	TP	NT	TP	TP	XC A	XC B	TP
Newcastle	d				0806				0843	0842	
Middlesbrough	d						0827				
Scarborough	d						0850				
York	d	0853			0915	0918	0924	0941	0945	0945	0953
Ulleskelf	d										
Church Fenton	d					0934					
Hull	d			0838							
Brough	d			0850							
Selby	d		0854	0910							
South Milford	d		0903								
Micklefield	d		0909			0942					
East Garforth	d		0913			0946					
Garforth	d		0915			0948	0939				
Cross Gates	d		0920			0953					
Leeds	a	0916	0929	0934	0940	1002	0949	1004	1007	1008	1016
Bradford Interchange	a		0957			1027					
Halifax	a		1015			1041					
Blackpool North	a					1215					
Dewsbury	a			0946				1019			
Huddersfield	a	0938	1045	0955	1001		1010	1028			1038
Manchester Victoria	a				1033						
Manchester Piccadilly	a	1013		1032			1045	1105			1113

		NT	TP	TP	TP	NT	TP	XC	TP	NT	TP
Newcastle	d			0910				0942			
Middlesbrough	d				0927						
Scarborough	d						0950				
York	d			1016	1024	1027	1041	1045	1053		
Ulleskelf	d										
Church Fenton	d										
Hull	d		0938								1038
Brough	d		0950								1050
Selby	d	0954	1010							1054	1110
South Milford	d	1004								1104	
Micklefield	d	1010				1042				1109	
East Garforth	d	1014				1046				1113	
Garforth	d	1016			1039	1048				1115	
Cross Gates	d	1021				1053				1120	
Leeds	a	1029	1034	1039	1049	1102	1104	1108	1116	1129	1134
Bradford Interchange	a	1056				1126				1156	
Halifax	a	1115				1140				1215	
Blackpool North	a					1315					
Dewsbury	a		1046				1119				1146
Huddersfield	a	1145	1055	1101	1110		1128		1138	1245	1155
Manchester Victoria	a			1133							
Manchester Piccadilly	a		1132		1144			1205		1213	1232

Notes: a Arrive. d Depart.

A From 17 September.

B Until 10 September.

NT Operated by Northern.

TP Operated by TransPennine Express.

XC Operated by CrossCountry.

Passengers are advised to allow a minimum connecting time of 10 minutes between trains at Leeds station.

York & Selby Lines - 15 May to 23 October 2016

Saturday		Towards Leeds									
		NT	TP	NT	TP	TP	XC	TP	NT	TP	TP
Newcastle	d		1005				1044				1110
Middlesbrough	d				1027						
Scarborough	d					1050					
York	d	1106	1115	1118	1124	1141	1145	1153			1216
Ulleskelf	d	1116									
Church Fenton	d	11a20		1134							
Hull	d										1138
Brough	d										1150
Selby	d								1154	1210	
South Milford	d								1203		
Micklefield	d			1142					1209		
East Garforth	d			1146					1213		
Garforth	d			1148	1139				1215		
Cross Gates	d			1153					1220		
Leeds	a		1139	1202	1150	1204	1208	1216	1229	1234	1239
Bradford Interchange	a			1226					1256		
Halifax	a			1240					1315		
Blackpool North	a			1415							
Dewsbury	a					1219				1246	
Huddersfield	a		1201		1210	1228		1238	1346	1255	1301
Manchester Victoria	a		1233								1333
Manchester Piccadilly	a				1244	1305		1313		1332	
		TP	NT	TP	XC	TP	NT	TP	TP	NT	TP
Newcastle	d				1142				1206		
Middlesbrough	d	1127									1227
Scarborough	d			1150							
York	d	1224	1227	1241	1245	1253			1315	1318	1324
Ulleskelf	d										
Church Fenton	d									1334	
Hull	d							1238			
Brough	d							1250			
Selby	d					1254	1310				
South Milford	d					1303					
Micklefield	d		1242			1309				1342	
East Garforth	d		1246			1313				1346	
Garforth	d	1239	1248			1315				1348	1339
Cross Gates	a		1253			1320				1353	
Leeds	a	1249	1302	1304	1308	1316	1329	1334	1339	1402	1349
Bradford Interchange	a		1326			1356				1426	
Halifax	a		1340			1415				1440	
Blackpool North	a		1514							1615	
Dewsbury	a			1319				1346			
Huddersfield	a	1310		1328		1338	1445	1355	1401		1408
Manchester Victoria	a								1433		
Manchester Piccadilly	a	1344		1405		1413		1432			1444

Notes: a Arrive, d Depart.

NT Operated by Northern.

TP Operated by TransPennine Express.

XC Operated by CrossCountry.

Passengers are advised to allow a minimum connecting time of 10 minutes between trains at Leeds station.

York & Selby Lines - 15 May to 23 October 2016

Saturday		Towards Leeds									
		TP	XC	NT	TP	NT	TP	TP	TP	NT	TP
Newcastle	d		1244					1310			
Middlesbrough	d								1327		
Scarborough	d	1250									1350
York	d	1341	1345	1347	1353			1416	1424	1427	1441
Ulleskelf	d										
Church Fenton	d										
Hull	d							1338			
Brough	d							1350			
Selby	d			14a10		1354	1410				
South Milford	d					1404					
Micklefield	d					1409				1442	
East Garforth	d					1413				1446	
Garforth	d					1416			1439	1448	
Cross Gates	d					1421				1453	
Leeds	a	1404	1408		1416	1430	1434	1440	1449	1502	1504
Bradford Interchange	a					1456				1527	
Halifax	a					1515				1541	
Blackpool North	a									1716	
Dewsbury	a	1419					1446				1519
Huddersfield	a	1428			1438	1547	1456	1501	1510		1528
Manchester Victoria	a							1533			
Manchester Piccadilly	a	1505			1513		1532		1544		1605
		XC	TP	NT	TP	NT	TP	NT	TP	TP	XC
Newcastle	d	1344					1406				1444
Middlesbrough	d								1427		
Scarborough	d									1450	
York	d	1445	1453			1502	1515	1518	1524	1541	1545
Ulleskelf	d					1512					
Church Fenton	d					15a16		1534			
Hull	d					1438					
Brough	d					1450					
Selby	d			1454	1510						
South Milford	d			1503							
Micklefield	d			1509				1542			
East Garforth	d			1513				1546			
Garforth	d			1515				1548	1539		
Cross Gates	d			1520				1553			
Leeds	a	1508	1516	1529	1534		1539	1602	1549	1606	1608
Bradford Interchange	a			1556				1626			
Halifax	a			1615				1640			
Blackpool North	a							1815			
Dewsbury	a				1546					1619	
Huddersfield	a		1534	1645	1555		1601		1610	1628	
Manchester Victoria	a						1633				
Manchester Piccadilly	a		1613		1632				1644	1705	

Notes: a Arrive, d Depart.

NT Operated by Northern.

TP Operated by TransPennine Express.

XC Operated by CrossCountry.

Passengers are advised to allow a minimum connecting time of 10 minutes between trains at Leeds station.

York & Selby Lines - 15 May to 23 October 2016

Saturday		Towards Leeds									
		TP	NT	XC	TP	NT	TP	TP	NT	TP	XC
Newcastle	d			1505			1508				1544
Middlesbrough	d						1527				
Scarborough	d								1550		
York	d	1553		1606		1606	1616	1624	1627	1641	1645
Ulleskelf	d										
Church Fenton	d					1617					
Hull	d					1538					
Brough	d					1550					
Selby	d		1554		1610	1632					
South Milford	d		1603								
Micklefield	d		1609						1642		
East Garforth	d		1613						1646		
Garforth	d		1615					1639	1648		
Cross Gates	d		1620						1653		
Leeds	a	1616	1631	1631	1634		1639	1649	1702	1706	1708
Bradford Interchange	a		1656						1726		
Halifax	a		1715						1740		
Blackpool North	a								1916		
Dewsbury	a				1646					1719	
Huddersfield	a	1638	1745		1655		1701	1710		1729	
Manchester Victoria	a						1733				
Manchester Piccadilly	a	1713			1732			1746		1805	
		TP	NT	TP	TP	NT	TP	NT	TP	XC	TP
Newcastle	d				1606					1644	
Middlesbrough	d						1626				
Scarborough	d								1650		
York	d	1653			1715	1718	1722	1725	1741	1745	1753
Ulleskelf	d										
Church Fenton	d					1734					
Hull	d			1638							
Brough	d			1650							
Selby	d		1654	1710				17a51			
South Milford	d		1704								
Micklefield	d		1710			1742					
East Garforth	d		1714			1746					
Garforth	d		1716			1748	1739				
Cross Gates	d		1721			1753					
Leeds	a	1716	1729	1735	1739	1802	1749		1804	1808	1816
Bradford Interchange	a					1825					
Halifax	a					1839					
Blackpool North	a					2017					
Dewsbury	a	1730		1747					1819		
Huddersfield	a	1739		1756	1802		1810		1829		1839
Manchester Victoria	a				1834						
Manchester Piccadilly	a	1817		1833			1842		1905		1916

Notes: a Arrive, d Depart.

NT Operated by Northern.

TP Operated by TransPennine Express.

XC Operated by CrossCountry.

Passengers are advised to allow a minimum connecting time of 10 minutes between trains at Leeds station.

York & Selby Lines - 15 May to 23 October 2016

Saturday		Towards Leeds									
		NT	TP	NT	TP	TP	NT	TP	XC	TP C	TP D
Newcastle	d				1706				1744		
Middlesbrough	d					1726					
Scarborough	d							1750		1807	
York	d			1809	1816	1822	1827	1841	1845	1853	1853
Ulleskelf	d			1819							
Church Fenton	d			1823							
Hull	d			1738							
Brough	d			1750							
Selby	d	1754	1810	18a38							
South Milford	d	1803									
Micklefield	d	1809					1842				
East Garforth	d	1813					1846				
Garforth	d	1815					1837	1848			
Cross Gates	d	1820						1853			
Leeds	a	1829	1834		1840	1849	1902	1904	1909	1916	1916
Bradford Interchange	a							1926			
Halifax	a							1940			
Blackpool North	a							2115			
Dewsbury	a		1846					1919			
Huddersfield	a		1855		1901	1910		1928		1938	1938
Manchester Victoria	a				1933						
Manchester Piccadilly	a		1932			1944		2005		2014	2014
		NT	TP	TP	NT	TP	TP	XC	TP	NT	TP
Newcastle	d		1804					1844	1910		
Middlesbrough	d					1827					
Scarborough	d						1850				
York	d		1915		1918	1924	1941	1945	2016	2020	
Ulleskelf	d										
Church Fenton	d				1934						
Hull	d			1849							1959
Brough	d			1901							2011
Selby	d	1854		1920							2030
South Milford	d	1903									2040
Micklefield	d	1909			1942					2035	
East Garforth	d	1913			1946					2039	
Garforth	d	1915			1948	1939				2041	
Cross Gates	d	1920			1953					2046	
Leeds	a	1930	1938	1943	2002	1951	2004	2008	2039	2055	2059
Bradford Interchange	a				2026						
Halifax	a				2040						
Blackpool North	a				2213						
Dewsbury	a		1952				2019		2052		
Huddersfield	a		2001			2010	2028		2101		
Manchester Victoria	a		2033								
Manchester Piccadilly	a					2045	2105		2133		

Notes: a Arrive. d Depart.

C From 25 June to 10 September.

D Until 18 June and from 17 September.

NT Operated by Northern.

TP Operated by TransPennine Express.

XC Operated by CrossCountry.

Passengers are advised to allow a minimum connecting time of 10 minutes between trains at Leeds station.

York & Selby Lines - 15 May to 23 October 2016

Saturday		Towards Leeds									
		TP	XC	TP	NT	TP	TP	NT	TP	TP	TP
Newcastle	d		1945							2155	
Middlesbrough	d										
Scarborough	d	1950				2050					
York	d	2041	2045	2116	2123	2141		2213	2230	2306	2313
Ulleskelf	d							2222			
Church Fenton	d				2135			2226			2328
Hull	d							2138			
Brough	d							2150			
Selby	d							2212			
South Milford	d							2222			
Micklefield	d				2142			2234			2335
East Garforth	d				2146			2238			2339
Garforth	d				2148			2240			2342
Cross Gates	d				2153			2245			2347
Leeds	a	2104	2108	2139	2202	2205	2240	2255	2305	2332	2356
Bradford Interchange	a										
Halifax	a										
Blackpool North	a										
Dewsbury	a	2119		2152		2219	2252		2319	2345	
Huddersfield	a	2130		2201		2228	2301		2328	2354	
Manchester Victoria	a										
Manchester Piccadilly	a	2205		2233		2305	2337		0004	0027	

Notes: a Arrive. d Depart.

NT Operated by Northern.

TP Operated by TransPennine Express.

XC Operated by CrossCountry.

Passengers are advised to allow a minimum connecting time of 10 minutes between trains at Leeds station.

York & Selby Lines

A new timetable will be issued from 24 October 2016 when the leaf-fall timetable on the York and Selby Lines is introduced. Please visit www.tpexpress.co.uk or pick up a new timetable in September.

York & Selby Lines - 15 May to 23 October 2016

Sundays		until 12 June and from 28 August							Towards Leeds			
		TP	TP	TP	TP	TP	TP	NT	TP	NT	TP	
Newcastle	d										0800	
Middlesbrough	d											
Scarborough	d											
York	d	0230	0400	0512	0612	0712	0809	0812	0850	0905	0911	
Ulleskelf	d											
Church Fenton	d									0923		
Hull	d											
Brough	d											
Selby	d											
South Milford	d											
Micklefield	d							0830		0930		
East Garforth	d							0834		0934		
Garforth	d							0836		0937		
Cross Gates	d							0841		0942		
Leeds	a	0256	0426	0538	0638	0738	0835	0851	0913	0951	0934	
Bradford Interchange	a							0911		1011		
Halifax	a							0925		1026		
Blackpool North	a							1108		1210		
Dewsbury	a				0651	0751	0851		0926			
Huddersfield	a	0317	0447	0557	0700	0800	0900		0935		1001	
Manchester Victoria	a										1033	
Manchester Piccadilly	a	0349	0519	0630	0734	0834	0934		1010			
		TP	TP	XC	TP	TP	TP	NT	TP	XC	TP	
Newcastle	d						0906			0935		
Middlesbrough	d											
Scarborough	d				0853							
York	d		0928	0933	0945		1012	1015	1028	1033	1045	
Ulleskelf	d											
Church Fenton	d											
Hull	d	0835				0934						
Brough	d	0847				0946						
Selby	d	0910				1006						
South Milford	d	0920				1015						
Micklefield	d							1030				
East Garforth	d							1034				
Garforth	d							1036				
Cross Gates	d							1041				
Leeds	a	0938	0953	0957	1008	1032	1036	1050	1051	1057	1108	
Bradford Interchange	a							1111				
Halifax	a							1125				
Blackpool North	a							1310				
Dewsbury	a				1020	1046						
Huddersfield	a		1010		1029	1055	1101		1110		1120	
Manchester Victoria	a						1133				1129	
Manchester Piccadilly	a		1047		1106	1131			1142		1206	

Notes: a Arrive, d Depart.

NT Operated by Northern.

TP Operated by TransPennine Express.

XC Operated by CrossCountry.

Passengers are advised to allow a minimum connecting time of 10 minutes between trains at Leeds station.

York & Selby Lines - 15 May to 23 October 2016

Sundays		until 12 June and from 28 August						Towards Leeds			
		TP	NT	TP	XC	TP	TP	TP	TP	NT	XC
Newcastle	d	1004			1039			1110			1140
Middlesbrough	d			1028							
Scarborough	d					1053					
York	d	1115	1118	1124	1141	1145		1216	1224	1227	1241
Ulleskelf	d										
Church Fenton	d		1134								
Hull	d						1137				
Brough	d						1149				
Selby	d						1208				
South Milford	d						1218				
Micklefield	d		1142							1242	
East Garforth	d		1146							1246	
Garforth	d		1148							1248	
Cross Gates	d		1153							1253	
Leeds	a	1138	1202	1147	1205	1208	1234	1239	1247	1302	1304
Bradford Interchange	a		1226							1326	
Halifax	a		1240							1340	
Blackpool North	a		1414							1513	
Dewsbury	a					1220	1246				
Huddersfield	a	1201		1210		1229	1255	1301	1310		
Manchester Victoria	a	1233						1333			
Manchester Piccadilly	a			1242		1306	1331		1344		
		TP	TP	TP	NT	TP	XC	TP	TP	NT	TP
Newcastle	d			1206			1240				1310
Middlesbrough	d					1228					
Scarborough	d	1153						1253			
York	d	1245		1315	1318	1324	1341	1345		1354	1416
Ulleskelf	d									1404	
Church Fenton	d				1334					1408	
Hull	d		1237						1339		
Brough	d		1249						1351		
Selby	d		1308						1410	14a23	
South Milford	d		1318								
Micklefield	d				1342						
East Garforth	d				1346						
Garforth	d				1348						
Cross Gates	d				1353						
Leeds	a	1308	1334	1339	1402	1347	1404	1408	1434		1439
Bradford Interchange	a				1426						
Halifax	a				1440						
Blackpool North	a				1614						
Dewsbury	a	1320	1346					1420	1446		
Huddersfield	a	1329	1355	1401		1410		1429	1455		1501
Manchester Victoria	a			1433							1533
Manchester Piccadilly	a	1406	1431			1442		1506	1531		

Notes: a Arrive, d Depart.

NT Operated by Northern.

TP Operated by TransPennine Express.

XC Operated by CrossCountry.

Passengers are advised to allow a minimum connecting time of 10 minutes between trains at Leeds station.

York & Selby Lines - 15 May to 23 October 2016

Sundays		until 12 June and from 28 August						Towards Leeds			
		TP	NT	XC	TP	TP	NT	TP	XC	TP	
Newcastle	d			1340			1405		1440		
Middlesbrough	d							1424			
Scarborough	d				1353					1453	
York	d	1424	1427	1441	1445		1515	1518	1524	1541	
Ulleskelf	d									1545	
Church Fenton	d							1534			
Hull	d					1429					
Brough	d					1441					
Selby	d					1500					
South Milford	d					1510					
Micklefield	d		1442					1542			
East Garforth	d		1446					1546			
Garforth	d		1448					1548			
Cross Gates	d		1453					1553			
Leeds	a	1447	1502	1504	1508	1527	1539	1603	1547	1604	
Bradford Interchange	a		1526					1626			
Halifax	a		1540					1640			
Blackpool North	a		1714					1814			
Dewsbury	a				1520	1546				1620	
Huddersfield	a	1510			1529	1555	1601		1610	1629	
Manchester Victoria	a						1633				
Manchester Piccadilly	a	1542			1606	1631			1643	1706	
		TP	NT	TP	TP	NT	XC	TP	TP	TP	
Newcastle	d			1510			1540			1604	
Middlesbrough	d										
Scarborough	d							1553			
York	d		1606	1616	1624	1627	1641	1645		1715	
Ulleskelf	d		1615							1718	
Church Fenton	d		1620							1735	
Hull	d	1539							1643		
Brough	d	1551							1655		
Selby	d	1610	1635						1714		
South Milford	d										
Micklefield	d					1642				1743	
East Garforth	d					1646				1747	
Garforth	d					1648				1749	
Cross Gates	d					1653				1754	
Leeds	a	1634		1640	1647	1702	1705	1708	1738	1742	
Bradford Interchange	a					1726				1826	
Halifax	a					1740				1840	
Blackpool North	a					1915				2013	
Dewsbury	a	1646						1720			
Huddersfield	a	1655		1701	1710			1729	1757	1801	
Manchester Victoria	a			1733						1833	
Manchester Piccadilly	a	1731			1746			1806	1831		

Notes: a Arrive, d Depart.

NT Operated by Northern.

TP Operated by TransPennine Express.

XC Operated by CrossCountry.

Passengers are advised to allow a minimum connecting time of 10 minutes between trains at Leeds station.

York & Selby Lines - 15 May to 23 October 2016

Sundays		until 12 June and from 28 August						Towards Leeds				
		TP	XC	TP	TP	NT	TP	TP	NT	XC	TP	
Newcastle	d		1640				1710			1740		
Middlesbrough	d	1624										
Scarborough	d			1653							1753	
York	d	1724	1741	1745		1810	1816	1824	1827	1841	1845	
Ulleskelf	d					1820						
Church Fenton	d					18a24						
Hull	d					1739						
Brough	d					1751						
Selby	d					1810						
South Milford	d											
Micklefield	d								1842			
East Garforth	d								1846			
Garforth	d								1848			
Cross Gates	d								1853			
Leeds	a	1748	1806	1808	1834		1839	1847	1902	1904	1908	
Bradford Interchange	a								1926			
Halifax	a								1940			
Blackpool North	a								2113			
Dewsbury	a			1820	1846						1920	
Huddersfield	a	1810		1829	1855		1901	1910			1929	
Manchester Victoria	a						1933					
Manchester Piccadilly	a	1842		1906	1931			1944		2006		
		TP	TP	NT	TP	XC	TP	TP	NT	XC	TP	
Newcastle	d	1804				1840		1910		1940		
Middlesbrough	d				1819							
Scarborough	d					1853					1953	
York	d	1915		1918	1924	1941	1945	2016	2027	2041	2045	
Ulleskelf	d											
Church Fenton	d			1934								
Hull	d		1842									
Brough	d		1854									
Selby	d		1914									
South Milford	d		1924									
Micklefield	d			1942					2042			
East Garforth	d			1946					2046			
Garforth	d			1948					2048			
Cross Gates	d			1953					2053			
Leeds	a	1938	1942	2002	1947	2005	2008	2039	2102	2104	2108	
Bradford Interchange	a			2026					2126			
Halifax	a			2040					2140			
Blackpool North	a			2216					2332			
Dewsbury	a	1952					2020	2052			2120	
Huddersfield	a	2001			2010		2029	2101			2129	
Manchester Victoria	a	2033										
Manchester Piccadilly	a				2045		2106	2135			2206	

Notes: a Arrive. d Depart.

NT Operated by Northern.

TP Operated by TransPennine Express.

XC Operated by CrossCountry.


Passengers are advised to allow a minimum connecting time of 10 minutes between trains at Leeds station.

York & Selby Lines - 15 May to 23 October 2016

Sundays until 12 June and from 28 August		Towards Leeds									
		NT	TP	TP	TP	NT	TP	GR	TP		
Newcastle	d		2010					2145	2200		
Middlesbrough	d				2041						
Scarborough	d						2138				
York	d	2050	2116		2145	2152	2228	2306	2317		
Ulleskelf	d	2100									
Church Fenton	d	2104				2204					
Hull	d			2049							
Brough	d			2101							
Selby	d			2120							
South Milford	d			2130							
Micklefield	d					2212					
East Garforth	d					2216					
Garforth	d					2219					
Cross Gates	d					2224					
Leeds	a		2139	2147	2208	2232	2251	2336	2342		
Bradford Interchange	a										
Halifax	a										
Blackpool North	a										
Dewsbury	a		2152		2220		2303		2354		
Huddersfield	a		2201		2229		2312		0003		
Manchester Victoria	a										
Manchester Piccadilly	a		2233		2305		2349		0036		

Sundays from 19 June to 21 August		Towards Leeds									
		TP	TP	TP	TP	TP	TP	NT	TP	NT	TP
Newcastle	d										0800
Middlesbrough	d										
Scarborough	d										
York	d	0130	0400	0512	0612	0712	0809	0812	0850	0905	0911
Ulleskelf	d										
Church Fenton	d									0923	
Hull	d										
Brough	d										
Selby	d										
South Milford	d										
Micklefield	d							0830		0930	
East Garforth	d							0834		0934	
Garforth	d							0836		0937	
Cross Gates	d							0841		0942	
Leeds	a	0220	0426	0538	0638	0738	0835	0851	0913	0951	0934
Bradford Interchange	a							0911		1011	
Halifax	a							0925		1026	
Blackpool North	a							1108		1210	
Dewsbury	a				0651	0751	0851		0926		
Huddersfield	a	0255	0447	0557	0700	0800	0900		0937		
Manchester Victoria	a						0951				1048
Manchester Piccadilly	a	0355					1006				

Notes: a Arrive. d Depart. s Stops to set down only. **GR** Operated by Virgin Trains East Coast. **NT** Operated by Northern. **TP** Operated by TransPennine Express.

 Replacement bus service. Non-folding wheelchairs, prams, cycles etc. cannot be conveyed.

Passengers are advised to allow a minimum connecting time of 10 minutes between trains at Leeds station.

York & Selby Lines - 15 May to 23 October 2016

Sundays		from 19 June to 21 August						Towards Leeds				
		TP	TP	XC	TP	TP	TP	NT	TP	XC	TP	
Newcastle	d						0906			0935		
Middlesbrough	d											
Scarborough	d				0853						0953	
York	d		0928	0933	0945		1012	1015	1028	1033	1045	
Ulleskelf	d											
Church Fenton	d											
Hull	d	0835				0934						
Brough	d	0847				0946						
Selby	d	0910				1006						
South Milford	d	0920				1015						
Micklefield	d							1030				
East Garforth	d							1034				
Garforth	d							1036				
Cross Gates	d							1041				
Leeds	a	0938	0953	0957	1008	1032	1036	1050	1051	1057	1108	
Bradford Interchange	a							1111				
Halifax	a							1125				
Blackpool North	a							1310				
Dewsbury	a		1009		1020	1046					1120	
Huddersfield	a				1029	1056					1129	
Manchester Victoria	a		1056				1149		1151			
Manchester Piccadilly	a		1132						1206			
		TP	NT	TP	XC	TP	TP	TP	TP	NT	XC	
Newcastle	d	1004			1039			1110			1140	
Middlesbrough	d			1017								
Scarborough	d					1053						
York	d	1115	1118	1124	1141	1145		1216	1224	1227	1241	
Ulleskelf	d											
Church Fenton	d		1134									
Hull	d						1137					
Brough	d						1149					
Selby	d						1208					
South Milford	d						1218					
Micklefield	d		1142							1242		
East Garforth	d		1146							1246		
Garforth	d		1148							1248		
Cross Gates	d		1153							1253		
Leeds	a	1138	1202	1147	1205	1208	1234	1239	1247	1302	1304	
Bradford Interchange	a		1226							1326		
Halifax	a		1240							1340		
Blackpool North	a		1414							1513		
Dewsbury	a			1203		1220	1246		1303			
Huddersfield	a					1229	1255					
Manchester Victoria	a	1243		1250				1342	1350			
Manchester Piccadilly	a			1307					1406			

Notes: a Arrive, d Depart.

NT Operated by Northern.

TP Operated by TransPennine Express.

XC Operated by CrossCountry.

Passengers are advised to allow a minimum connecting time of 10 minutes between trains at Leeds station.

York & Selby Lines - 15 May to 23 October 2016

Sundays		from 19 June to 21 August							Towards Leeds		
		TP	TP	TP	NT	TP	XC	TP	TP	NT	TP
Newcastle	d			1206			1240				1310
Middlesbrough	d					1228					
Scarborough	d	1153						1253			
York	d	1245		1315	1318	1324	1341	1345		1354	1416
Ulleskelf	d									1404	
Church Fenton	d				1334					1408	
Hull	d		1237						1339		
Brough	d		1249						1351		
Selby	d		1308						1410	14a23	
South Milford	d		1318								
Micklefield	d				1342						
East Garforth	d				1346						
Garforth	d				1348						
Cross Gates	d				1353						
Leeds	a	1308	1334	1339	1402	1347	1404	1408	1434		1439
Bradford Interchange	a				1426						
Halifax	a				1440						
Blackpool North	a				1614						
Dewsbury	a	1320	1346			1407		1420	1446		
Huddersfield	a	1329	1356					1429	1455		
Manchester Victoria	a			1446		1456					1542
Manchester Piccadilly	a					1510					
		TP	NT	XC	TP	TP	TP	NT	TP	TP	TP
Newcastle	d			1340			1405			1440	
Middlesbrough	d								1414		
Scarborough	d				1353						1453
York	d	1424	1427	1441	1445		1515	1518	1524	1541	1545
Ulleskelf	d										
Church Fenton	d							1534			
Hull	d					1429					
Brough	d					1441					
Selby	d					1500					
South Milford	d					1510					
Micklefield	d		1442					1542			
East Garforth	d		1446					1546			
Garforth	d		1448					1548			
Cross Gates	d		1453					1553			
Leeds	a	1447	1502	1504	1508	1527	1539	1603	1547	1604	1608
Bradford Interchange	a		1526					1626			
Halifax	a		1540					1640			
Blackpool North	a		1714					1814			
Dewsbury	a	1503			1520	1546					1620
Huddersfield	a				1529	1555					1629
Manchester Victoria	a	1550					1642				
Manchester Piccadilly	a	1606							1650		

Notes: a Arrive. d Depart.

NT Operated by Northern.

TP Operated by TransPennine Express.

XC Operated by CrossCountry.

Passengers are advised to allow a minimum connecting time of 10 minutes between trains at Leeds station.

York & Selby Lines - 15 May to 23 October 2016

Sundays		from 19 June to 21 August							Towards Leeds			
		TP	NT	TP	TP	NT	XC	TP	TP	TP	NT	
Newcastle	d			1510			1540				1604	
Middlesbrough	d											
Scarborough	d						1553					
York	d	1606	1616	1624	1627	1641	1645			1715	1718	
Ulleskelf	d	1615										
Church Fenton	d	1620									1735	
Hull	d	1539							1643			
Brough	d	1551							1655			
Selby	d	1610	1635						1714			
South Milford	d											
Micklefield	d					1642					1743	
East Garforth	d					1646					1747	
Garforth	d					1648					1749	
Cross Gates	d					1653					1754	
Leeds	a	1634	1640	1647	1702	1705	1708	1738	1742		1804	
Bradford Interchange	a					1726					1826	
Halifax	a					1740					1840	
Blackpool North	a					1915					2013	
Dewsbury	a	1646						1720				
Huddersfield	a	1655						1729	1757			
Manchester Victoria	a		1743	1750							1844	
Manchester Piccadilly	a			1806								
		TP	XC	TP	TP	NT	TP	TP	NT	XC	TP	
Newcastle	d		1640				1710			1740		
Middlesbrough	d	1624										
Scarborough	d		1653								1753	
York	d	1724	1741	1745		1810	1816	1824	1827	1841	1845	
Ulleskelf	d					1820						
Church Fenton	d					18a24						
Hull	d				1739							
Brough	d				1751							
Selby	d				1810							
South Milford	d											
Micklefield	d								1842			
East Garforth	d								1846			
Garforth	d								1848			
Cross Gates	d								1853			
Leeds	a	1748	1806	1808	1834		1839	1847	1902	1904	1908	
Bradford Interchange	a								1926			
Halifax	a								1940			
Blackpool North	a								2113			
Dewsbury	a	1806		1820	1846			1903			1920	
Huddersfield	a			1829	1855						1929	
Manchester Victoria	a	1854					1944	1950				
Manchester Piccadilly	a	1909						2006				

Notes: a Arrive. d Depart.

NT Operated by Northern.

TP Operated by TransPennine Express.

XC Operated by CrossCountry.

Passengers are advised to allow a minimum connecting time of 10 minutes between trains at Leeds station.

York & Selby Lines - 15 May to 23 October 2016

Sundays		from 19 June to 21 August										Towards Leeds
		TP	TP	NT	TP	XC	TP	TP	NT	XC	TP	
Newcastle	d	1804				1840		1910		1940		
Middlesbrough	d				1819							
Scarborough	d					1853				1953		
York	d	1915		1918	1924	1941	1945	2016	2027	2041	2045	
Ulleskelf	d											
Church Fenton	d			1934								
Hull	d		1842									
Brough	d		1854									
Selby	d		1914									
South Milford	d		1924									
Micklefield	d			1942					2042			
East Garforth	d			1946					2046			
Garforth	d			1948					2048			
Cross Gates	d			1953					2053			
Leeds	a	1938	1942	2002	1947	2005	2008	2039	2102	2104	2108	
Bradford Interchange	a			2026					2126			
Halifax	a			2040					2140			
Blackpool North	a			2216					2332			
Dewsbury	a	1955			2003		2020	2052			2120	
Huddersfield	a						2029				2129	
Manchester Victoria	a	2043			2050			2144				
Manchester Piccadilly	a				2107							
		NT	TP	TP	TP	NT	TP	TP	GR	TP		
Newcastle	d		2010						2145	2200		
Middlesbrough	d				2041							
Scarborough	d					2138						
York	d	2050	2116		2145	2152	2228	2230	2306	2317		
Ulleskelf	d	2100										
Church Fenton	d	2104				2204						
Hull	d			2049								
Brough	d			2101								
Selby	d			2120								
South Milford	d			2130								
Micklefield	d					2212						
East Garforth	d					2216						
Garforth	d					2219						
Cross Gates	d					2224						
Leeds	a		2139	2147	2208	2232	2251	2305	2336	2342		
Bradford Interchange	a											
Halifax	a											
Blackpool North	a											
Dewsbury	a		2152		2220		2303	2320		2354		
Huddersfield	a		2201		2230		2312	2327		0007		
Manchester Victoria	a				2327		0004			0058		
Manchester Piccadilly	a						0021	0004		0113		

Notes: a Arrive. d Depart. .

NT Operated by Northern.

TP Operated by TransPennine Express.

XC Operated by CrossCountry.

Passengers are advised to allow a minimum connecting time of 10 minutes between trains at Leeds station.

York & Selby Lines - 15 May to 23 October 2016

Mondays to Fridays								Towards York/Selby			
		TP	TP MO	TP FO	TP FX	TP MX	TP MO	TP	NT	NT	NT
Manchester Piccadilly	d	23p21	23p46	23p34	23p34	0053	0100	0437			
Manchester Victoria	d			23p51	23p51						
Huddersfield	d	23p52	0021	0021	0052			0540			
Dewsbury	d		0030								
Blackpool North	d										
Halifax	d										
Bradford Interchange	d										
Leeds	d	0034	0045	0047	0123	0205	0215	0601	0605	0625	0636
Cross Gates	d								0612	0632	
Garforth	d								0617	0637	
East Garforth	d								0619	0639	
Micklefield	d								0623	0643	0647
South Milford	a								0628		0651
Selby	a								0642		0702
Brough	a										
Hull	a										
Church Fenton	d									0649	
Ulleskelf	d										
York	a	0113	0113	0129	0207	0244	0243	0624		0702	
Scarborough	a										
Middlesbrough	a										
Newcastle	a							0735			
		TP	NT	NT	GR	TP	TP	NT	TP	TP	NT
Manchester Piccadilly	d	0547				0615	0626				0657
Manchester Victoria	d								0646		
Huddersfield	d	0618				0646	0655		0717	0727	
Dewsbury	d	0627				0655	0705		0726		
Blackpool North	d							0511			
Halifax	d							0649			
Bradford Interchange	d							0704			
Leeds	d	0643		0652	0710	0714	0722	0725	0743	0749	
Cross Gates	d			0659				0732			
Garforth	d			0704				0737			
East Garforth	d			0706				0739			
Micklefield	d			0710				0743			
South Milford	a			0715							
Selby	a		06d44	0727			0741				07d48
Brough	a						0804				
Hull	a						0820				
Church Fenton	d		0700					0749			
Ulleskelf	d										0810
York	a	0706	0719		0733	0737		0803	0806	0812	0821
Scarborough	a					0829					
Middlesbrough	a									0912	
Newcastle	a	0819			0838				0914		

Notes: a Arrive. d Depart. p Previous night.

FO Fridays only.

FX Fridays excepted.

MO Mondays only.

MX Mondays excepted.

GR Operated by Virgin Trains East Coast.

NT Operated by Northern.

TP Operated by TransPennine Express.

Passengers are advised to allow a minimum connecting time of 10 minutes between trains at Leeds station.

York & Selby Lines - 15 May to 23 October 2016

		Towards York/Selby									
		NT	XC	NT	TP	TP	NT	TP	TP	TP	NT
Manchester Piccadilly	d				0712	0726		0740		0757	
Manchester Victoria	d							0751			
Huddersfield	d				0746	0755		0812	0821	0827	
Dewsbury	d				0755	0804		0823			
Blackpool North	d						0611				
Halifax	d						0749				
Bradford Interchange	d						0804				
Leeds	d	0752	0757	0800	0812	0820	0825	0838	0843	0849	0852
Cross Gates	d			0807			0833				0859
Garforth	d	0802		0812	0820		0838				0904
East Garforth	d			0814			0841				0906
Micklefield	d			0818			0844				0910
South Milford	a	0810									0915
Selby	a	0822						0858			0927
Brough	a										
Hull	a							0933			
Church Fenton	d						0850				
Ulleskelf	d										
York	a		0822	0835	0838	0843	0904		0906	0912	
Scarborough	a				0930						
Middlesbrough	a									1012	
Newcastle	a		0927						1015		

		XC	TP	TP	NT	TP	TP	NT	TP	NT	XC
Manchester Piccadilly	d	0811	0826			0841			0857		
Manchester Victoria	d						0851				
Huddersfield	d	0846	0855			0913	0921		0927		
Dewsbury	d	0855				0923					
Blackpool North	d				0711						
Halifax	d				0849						
Bradford Interchange	d				0904						
Leeds	d	0908	0912	0917	0925	0938	0943		0949	0952	1008
Cross Gates	d				0932					0959	
Garforth	d		0920		0937					1004	
East Garforth	d				0939					1006	
Micklefield	d				0943					1010	
South Milford	a									1015	
Selby	a					0958		09d40		1027	
Brough	a					1018					
Hull	a					1034					
Church Fenton	d										
Ulleskelf	d										
York	a	0932	0936	0940	1000		1006	1011	1012		1030
Scarborough	a		1029								
Middlesbrough	a								1112		
Newcastle	a	1030					1114				1129

Notes: a Arrive. d Depart.

GR Operated by Virgin Trains East Coast.

NT Operated by Northern.

TP Operated by TransPennine Express.

XC Operated by CrossCountry.

Passengers are advised to allow a minimum connecting time of 10 minutes between trains at Leeds station.

York & Selby Lines - 15 May to 23 October 2016

Mondays to Fridays				Towards York/Selby							
		TP	TP	NT	NT	TP	TP	TP	NT	NT	XC
Manchester Piccadilly	d	0911	0926			0941		0957			
Manchester Victoria	d						0951				
Huddersfield	d	0946	0955			1013	1021	1027			
Dewsbury	d	0955				1023					
Blackpool North	d				0811						
Halifax	d				0949						
Bradford Interchange	d				1004						
Leeds	d	1012	1017			1025	1038	1043	1049		1052 1108
Cross Gates	d					1032					1059
Garforth	d	1020				1037					1104
East Garforth	d					1040					1106
Micklefield	d					1043					1110
South Milford	a										1115
Selby	a					1058			10d48		1127
Brough	a					1118					
Hull	a					1135					
Church Fenton	d			1028	1049						
Ulleskelf	d			1032							
York	a	1036	1040	1048	1103		1106	1112	1120		1130
Scarborough	a	1129									
Middlesbrough	a							1212			
Newcastle	a						1215				1229
		TP	TP	NT	TP	TP	TP	NT	XC	TP	TP
Manchester Piccadilly	d	1011	1026		1041		1057			1111	1126
Manchester Victoria	d					1051					
Huddersfield	d	1046	1055		1113	1121	1127			1146	1155
Dewsbury	d	1055			1123					1155	
Blackpool North	d			0911							
Halifax	d			1048							
Bradford Interchange	d			1104							
Leeds	d	1112	1117	1125	1138	1143	1149	1152	1208	1212	1217
Cross Gates	d			1132				1159			
Garforth	d	1120		1137				1204		1220	
East Garforth	d			1139				1206			
Micklefield	d			1143				1210			
South Milford	a							1215			
Selby	a				1158			1228			
Brough	a				1218						
Hull	a				1235						
Church Fenton	d										
Ulleskelf	d										
York	a	1136	1140	1201		1206	1212		1230	1236	1240
Scarborough	a	1229								1329	
Middlesbrough	a						1312				
Newcastle	a					1317			1329		

Notes: a Arrive, d Depart.

NT Operated by Northern.

TP Operated by TransPennine Express.

XC Operated by CrossCountry.

Passengers are advised to allow a minimum connecting time of 10 minutes between trains at Leeds station.

York & Selby Lines - 15 May to 23 October 2016

		Towards York/Selby										
		NT	TP	TP	TP	NT	XC	TP	TP	NT	TP FX	
Manchester Piccadilly	d		1141		1157			1211	1226		1241	
Manchester Victoria	d			1151								
Huddersfield	d		1213	1221	1227			1246	1255		1313	
Dewsbury	d		1223					1255			1323	
Blackpool North	d	1011								1111		
Halifax	d	1148								1248		
Bradford Interchange	d	1204								1304		
Leeds	d	1225	1238	1243	1249	1252	1308	1312	1317	1325	1338	
Cross Gates	d	1232				1259				1332		
Garforth	d	1237				1304		1320		1337		
East Garforth	d	1239				1306				1339		
Micklefield	d	1243				1310				1343		
South Milford	a					1315						
Selby	a		1258			1332					1357	
Brough	a		1318								1417	
Hull	a		1335								1435	
Church Fenton	d	1249										
Ulleskelf	d											
York	a	1303		1306	1312		1330	1336	1340	1401		
Scarborough	a							1429				
Middlesbrough	a				1412							
Newcastle	a			1415		1430						
		TP FO	TP	TP	NT	NT	XC	TP	TP	NT	NT	
Manchester Piccadilly	d	1241		1257				1311	1326			
Manchester Victoria	d		1251									
Huddersfield	d	1313	1321	1327				1346	1355			
Dewsbury	d	1323						1355				
Blackpool North	d										1211	
Halifax	d										1348	
Bradford Interchange	d										1404	
Leeds	d	1338	1343	1349		1352	1408	1412	1417		1425	
Cross Gates	d					1359					1432	
Garforth	d					1404		1420			1437	
East Garforth	d					1406					1439	
Micklefield	d					1410					1443	
South Milford	a					1415						
Selby	a	1358			13d57	1427						
Brough	a	1418										
Hull	a	1435										
Church Fenton	d									1437	1449	
Ulleskelf	d									1442		
York	a		1406	1412	1427		1430	1436	1440	1455	1503	
Scarborough	a							1529				
Middlesbrough	a			1512								
Newcastle	a		1512				1529					

Notes: a Arrive. d Depart.

FO Fridays only.

FX Fridays excepted.

NT Operated by Northern.

TP Operated by TransPennine Express.

XC Operated by CrossCountry.

Passengers are advised to allow a minimum connecting time of 10 minutes between trains at Leeds station.

York & Selby Lines - 15 May to 23 October 2016

Mondays to Fridays							Towards York/Selby				
		TP	TP	TP	NT	NT	XC	TP	TP	NT	TP
Manchester Piccadilly	d	1341		1357				1411	1426		1441
Manchester Victoria	d		1351								
Huddersfield	d	1413	1421	1427				1446	1455		1513
Dewsbury	d	1423						1455			1523
Blackpool North	d									1311	
Halifax	d									1448	
Bradford Interchange	d									1504	
Leeds	d	1438	1443	1449		1452	1508	1512	1517	1525	1538
Cross Gates	d					1459				1532	
Garforth	d					1504		1520		1537	
East Garforth	d					1506				1539	
Micklefield	d					1510				1543	
South Milford	a					1515					
Selby	a	1458			14d57	1527					1558
Brough	a	1518									1618
Hull	a	1535									1635
Church Fenton	d										
Ulleskelf	d										
York	a		1506	1512	1528		1530	1536	1540	1601	
Scarborough	a							1629			
Middlesbrough	a			1612							
Newcastle	a		1615				1629				

		TP	TP	NT	XC	TP	TP	NT	TP	TP	TP
Manchester Piccadilly	d		1457			1511	1526		1541		1557
Manchester Victoria	d	1451								1551	
Huddersfield	d	1521	1527			1546	1555		1613	1621	1627
Dewsbury	d					1555			1623		
Blackpool North	d							1411			
Halifax	d							1548			
Bradford Interchange	d							1604			
Leeds	d	1543	1549	1552	1608	1612	1617	1625	1638	1643	1649
Cross Gates	d			1559				1632			
Garforth	d			1604		1620		1637			
East Garforth	d			1606				1639			
Micklefield	d			1610				1643			
South Milford	a			1615							
Selby	a			1627				1658			
Brough	a							1718			
Hull	a							1735			
Church Fenton	d							1649			
Ulleskelf	d										
York	a	1606	1612		1630	1636	1640	1703		1706	1712
Scarborough	a					1729					
Middlesbrough	a		1712								1812
Newcastle	a	1712			1730					1815	

Notes: a Arrive, d Depart.

NT Operated by Northern.

TP Operated by TransPennine Express.

XC Operated by CrossCountry.

Passengers are advised to allow a minimum connecting time of 10 minutes between trains at Leeds station.

York & Selby Lines - 15 May to 23 October 2016

Mondays to Fridays				Towards York/Selby							
		NT	XC	TP	TP	NT	NT	TP	TP	TP	NT
Manchester Piccadilly	d			1611	1626			1641		1656	
Manchester Victoria	d					1548			1651		
Huddersfield	d			1646	1655			1713	1721	1727	
Dewsbury	d			1655				1723			
Blackpool North	d						1511				
Halifax	d					1633	1648				
Bradford Interchange	d					1649	1704				
Leeds	d	1652	1708	1712	1717	1721	1726	1740	1744	1749	1752
Cross Gates	d	1659		1718		1728	1733				1759
Garforth	d	1704			1726	1733	1738			1757	1804
East Garforth	d	1707				1736	1740				1806
Micklefield	d	1710					1744				
South Milford	a	1715				1743					
Selby	a	1727				1756		1800			
Brough	a							1823			
Hull	a							1838			
Church Fenton	d										1814
Ulleskelf	d										1818
York	a		1730	1736	1743		1801		1807	1814	1830
Scarborough	a			1829							
Middlesbrough	a									1914	
Newcastle	a		1833						1914		

		NT	XC	TP	TP	NT	XC	TP	TP	TP	NT
Manchester Piccadilly	d			1711	1725			1741		1754	
Manchester Victoria	d								1751		
Huddersfield	d			1746	1757			1816	1822	1827	
Dewsbury	d			1755				1825			
Blackpool North	d					1611					
Halifax	d					1748					
Bradford Interchange	d					1804					
Leeds	d	1756	1808	1812	1818	1825	1838	1841	1845	1849	1854
Cross Gates	d	1803		1818		1832					1900
Garforth	d	1808			1827	1837					1906
East Garforth	d	1811				1839					1908
Micklefield	d	1814				1843					1912
South Milford	a	1819						1854			1916
Selby	a	1830						1904			1929
Brough	a							1923			
Hull	a							1939			
Church Fenton	d										
Ulleskelf	d										
York	a		1831	1836	1844	1900	1901		1909	1913	
Scarborough	a			1929							
Middlesbrough	a									2014	
Newcastle	a		1932				2001		2020		

Notes: a Arrive, d Depart.

NT Operated by Northern.

TP Operated by TransPennine Express.

XC Operated by CrossCountry.

Passengers are advised to allow a minimum connecting time of 10 minutes between trains at Leeds station.

York & Selby Lines - 15 May to 23 October 2016

		Towards York/Selby									
		XC	TP	TP	NT	TP FX	TP FO	TP	TP	NT	NT
Manchester Piccadilly	d		1811	1826		1841	1841		1857		
Manchester Victoria	d							1851			
Huddersfield	d		1846	1855		1914	1914	1921	1927		
Dewsbury	d		1855			1924	1924				
Blackpool North	d				1656						
Halifax	d				1848						
Bradford Interchange	d				1904						
Leeds	d	1908	1912	1917		1939	1939	1943	1949		1952
Cross Gates	d				1932						1959
Garforth	d		1920		1937						2004
East Garforth	d				1940						2006
Micklefield	d				1943						2010
South Milford	a					1951	1951				
Selby	a					2001	2001			19d54	
Brough	a					2023	2022				
Hull	a					2041	2041				
Church Fenton	d				1949						
Ulleskelf	d										
York	a	1930	1936	1940	2004			2006	2012	2025	2027
Scarborough	a		2029								
Middlesbrough	a								2115		
Newcastle	a	2033						2113			
		XC	TP	TP	TP	NT	TP	TP	TP	NT	TP
Manchester Piccadilly	d		1911	1943			2011		2042		2111
Manchester Victoria	d				1951						
Huddersfield	d		1946	2012	2021		2046		2112		2146
Dewsbury	d		1956				2055				2155
Blackpool North	d									1912	
Halifax	d									2049	
Bradford Interchange	d									2104	
Leeds	d	2008	2012	2033	2043	2052	2112	2121	2133	2150	2211
Cross Gates	d					2059				2157	
Garforth	d					2104				2202	
East Garforth	d					2106				2204	
Micklefield	d					2110				2208	
South Milford	a							2135			
Selby	a							2145			
Brough	a							2207			
Hull	a							2223			
Church Fenton	d					2116				2214	
Ulleskelf	d									2218	
York	a	2030	2035	2058	2107	2131	2137		2157	2230	2234
Scarborough	a		2129						2249		
Middlesbrough	a										
Newcastle	a	2128			2219						0008

Notes: a Arrive. d Depart.

FO Fridays only.

FX Fridays excepted.

NT Operated by Northern.

TP Operated by TransPennine Express.

XC Operated by CrossCountry.

Passengers are advised to allow a minimum connecting time of 10 minutes between trains at Leeds station.

York & Selby Lines - 15 May to 23 October 2016

Mondays to Fridays		Towards York/Selby				
		TP	TP	NT	TP	TP
Manchester Piccadilly	d		2142		2218	2242
Manchester Victoria	d					
Huddersfield	d		2211		2250	2313
Dewsbury	d				2259	2322
Blackpool North	d			2031		
Halifax	d			2218		
Bradford Interchange	d			2233		
Leeds	d	2221	2233	2300	2316	2337
Cross Gates	d			2307		
Garforth	d			2312		
East Garforth	d			2314		
Micklefield	d			2318		
South Milford	a	2233				
Selby	a	2243				
Brough	a	2303				
Hull	a	2319				
Church Fenton	d			2324		
Ulleskelf	d					
York	a		2258	2340	2342	0003
Scarborough	a					
Middlesbrough	a					
Newcastle	a					

Notes: a Arrive. d Depart.

NT Operated by Northern.

TP Operated by TransPennine Express.

XC Operated by CrossCountry.

Passengers are advised to allow a minimum connecting time of 10 minutes between trains at Leeds station.

York & Selby Lines - 15 May to 23 October 2016

Saturday		Towards York/Selby									
		TP	TP	TP	TP	NT	TP	NT	NT	GR	TP
Manchester Piccadilly	d	23p21	23p34	0055	0440		0547				0615
Manchester Victoria	d		23p51								
Huddersfield	d	23p52	0021	0125	0540		0618				0646
Dewsbury	d						0627				0655
Blackpool North	d										
Halifax	d										
Bradford Interchange	d										
Leeds	d	0034	0047	0205	0601	0625	0643		0652	0710	0714
Cross Gates	d					0632			0659		
Garforth	d					0637			0704		
East Garforth	d					0639			0706		
Micklefield	d					0643			0710		
South Milford	a								0714		
Selby	a							06d47	0732		
Brough	a										
Hull	a										
Church Fenton	d					0649			0703		
Ulleskelf	d										
York	a	0113	0129	0242	0624	0704	0706	0719		0733	0737
Scarborough	a										0829
Middlesbrough	a										
Newcastle	a				0735		0819			0837	
		TP	NT	TP	TP	XC	NT	NT	TP	TP	NT
Manchester Piccadilly	d	0626			0657				0712	0726	
Manchester Victoria	d			0646							
Huddersfield	d	0655		0717	0727				0746	0755	
Dewsbury	d	0705		0726					0755	0804	
Blackpool North	d		0511								0611
Halifax	d		0648								0748
Bradford Interchange	d		0705								0804
Leeds	d	0722	0725	0743	0749	0757		0800	0812	0820	0825
Cross Gates	d		0732					0807			0833
Garforth	d		0737					0812	0820		0838
East Garforth	d		0739					0814			0841
Micklefield	d		0743					0818			0844
South Milford	a							0823			
Selby	a	0741					07d48	0835			
Brough	a	0804									
Hull	a	0820									
Church Fenton	d		0749								0850
Ulleskelf	d						0810				
York	a		0803	0806	0812	0819	0822		0838	0843	0904
Scarborough	a								0930		
Middlesbrough	a				0912						
Newcastle	a			0914		0927					

Notes: a Arrive, d Depart.

p Previous night.

GR Operated by Virgin Trains East Coast.

NT Operated by Northern.

TP Operated by TransPennine Express.

XC Operated by CrossCountry.

Passengers are advised to allow a minimum connecting time of 10 minutes between trains at Leeds station.

York & Selby Lines - 15 May to 23 October 2016

Saturday		Towards York/Selby									
		TP	TP	TP	NT	XC	TP	TP	NT	TP	TP
Manchester Piccadilly	d	0740		0757			0811	0826		0841	
Manchester Victoria	d		0751								0851
Huddersfield	d	0812	0821	0827			0846	0855		0913	0921
Dewsbury	d	0823					0855			0923	
Blackpool North	d								0711		
Halifax	d								0848		
Bradford Interchange	d								0904		
Leeds	d	0838	0843	0849	0852	0908	0912	0917	0925	0938	0943
Cross Gates	d				0859				0932		
Garforth	d				0904		0920		0937		
East Garforth	d				0906				0939		
Micklefield	d				0910				0943		
South Milford	a				0915						
Selby	a	0858			0927					0958	
Brough	a									1018	
Hull	a	0933								1035	
Church Fenton	d										
Ulleskelf	d										
York	a		0906	0912		0930	0936	0940	1000		1006
Scarborough	a						1029				
Middlesbrough	a			1012							
Newcastle	a		1015			1030					1114
		NT	TP	NT	XC	TP	TP	NT	NT	TP	TP
Manchester Piccadilly	d		0857			0911	0926			0941	
Manchester Victoria	d										0951
Huddersfield	d		0927			0946	0955			1013	1021
Dewsbury	d					0955				1023	
Blackpool North	d								0811		
Halifax	d								0947		
Bradford Interchange	d								1002		
Leeds	d		0949	0952	1008	1012	1017		1025	1038	1043
Cross Gates	d			0959					1032		
Garforth	d			1004		1020			1037		
East Garforth	d			1006					1039		
Micklefield	d			1010					1043		
South Milford	a			1015							
Selby	a	09d39		1027						1057	
Brough	a									1118	
Hull	a									1135	
Church Fenton	d							1037	1049		
Ulleskelf	d							1042			
York	a	1011	1012		1030	1036	1040	1054	1103		1106
Scarborough	a					1129					
Middlesbrough	a		1112								
Newcastle	a				1129						1215

Notes: a Arrive. d Depart.

NT Operated by Northern.

TP Operated by TransPennine Express.

XC Operated by CrossCountry.

Passengers are advised to allow a minimum connecting time of 10 minutes between trains at Leeds station.

York & Selby Lines - 15 May to 23 October 2016

Saturday		Towards York/Selby									
		TP	NT	NT	XC	TP	TP	NT	TP	TP	TP
Manchester Piccadilly	d	0957				1011	1026		1041		1057
Manchester Victoria	d									1051	
Huddersfield	d	1027				1046	1055		1113	1121	1127
Dewsbury	d					1055			1123		
Blackpool North	d							0911			
Halifax	d							1047			
Bradford Interchange	d							1103			
Leeds	d	1049		1052	1108	1112	1117	1125	1138	1143	1149
Cross Gates	d			1059				1132			
Garforth	d			1104		1120		1137			
East Garforth	d			1106				1139			
Micklefield	d			1110				1143			
South Milford	a			1115							
Selby	a		10d48	1127					1158		
Brough	a								1218		
Hull	a								1235		
Church Fenton	d										
Ulleskelf	d										
York	a	1112	1120		1130	1136	1140	1201		1206	1212
Scarborough	a					1229					
Middlesbrough	a	1212									1312
Newcastle	a				1229						1317

		NT	XC	TP	TP	NT	TP	TP	TP	NT	XC
Manchester Piccadilly	d			1111	1126		1141		1157		
Manchester Victoria	d							1151			
Huddersfield	d			1146	1155		1213	1221	1227		
Dewsbury	d			1155			1223				
Blackpool North	d					1011					
Halifax	d					1147					
Bradford Interchange	d					1202					
Leeds	d	1152	1208	1212	1217	1225	1238	1243	1249	1252	1308
Cross Gates	d	1159				1232				1259	
Garforth	d	1204		1220		1237				1304	
East Garforth	d	1206				1239				1306	
Micklefield	d	1210				1243				1310	
South Milford	a	1215								1315	
Selby	a	1227					1258			1327	
Brough	a						1318				
Hull	a						1335				
Church Fenton	d					1249					
Ulleskelf	d										
York	a		1230	1236	1240	1303		1306	1312		1330
Scarborough	a			1329							
Middlesbrough	a								1412		
Newcastle	a		1329					1415			1429

Notes: a Arrive. d Depart.

NT Operated by Northern.

TP Operated by TransPennine Express.

XC Operated by CrossCountry.

Passengers are advised to allow a minimum connecting time of 10 minutes between trains at Leeds station.

York & Selby Lines - 15 May to 23 October 2016

Saturday		Towards York/Selby									
		TP	TP	NT	TP	TP	TP	NT	NT	XC	TP
Manchester Piccadilly	d	1211	1226		1241		1257				1311
Manchester Victoria	d					1251					
Huddersfield	d	1246	1255		1313	1321	1327				1346
Dewsbury	d	1255			1323						1355
Blackpool North	d			1111							
Halifax	d			1247							
Bradford Interchange	d			1303							
Leeds	d	1312	1317	1325	1338	1343	1349		1352	1408	1412
Cross Gates	d			1332					1359		
Garforth	d	1320		1337					1404		1420
East Garforth	d			1339					1406		
Micklefield	d			1343					1410		
South Milford	a								1415		
Selby	a				1358			13d49	1427		
Brough	a				1418						
Hull	a				1435						
Church Fenton	d										
Ulleskelf	d										
York	a	1336	1340	1401		1406	1412	1422		1430	1436
Scarborough	a	1429									1529
Middlesbrough	a						1512				
Newcastle	a					1512				1529	

		TP	NT	NT	TP	TP	TP	NT	NT	XC	TP
Manchester Piccadilly	d	1326			1341		1357				1411
Manchester Victoria	d					1351					
Huddersfield	d	1355			1413	1421	1427				1446
Dewsbury	d				1423						1455
Blackpool North	d			1211							
Halifax	d			1347							
Bradford Interchange	d			1403							
Leeds	d	1417		1425	1438	1443	1449		1452	1508	1512
Cross Gates	d			1432					1459		
Garforth	d			1437					1504		1520
East Garforth	d			1439					1506		
Micklefield	d			1443					1510		
South Milford	a								1515		
Selby	a				1458			14d48	1527		
Brough	a				1518						
Hull	a				1535						
Church Fenton	d		1433	1449							
Ulleskelf	d		1437								
York	a	1440	1455	1503		1506	1512	1522		1530	1536
Scarborough	a										1629
Middlesbrough	a						1612				
Newcastle	a					1615				1629	

Notes: a Arrive. d Depart.

NT Operated by Northern.

TP Operated by TransPennine Express.

XC Operated by CrossCountry.

Passengers are advised to allow a minimum connecting time of 10 minutes between trains at Leeds station.

York & Selby Lines - 15 May to 23 October 2016

Saturday		Towards York/Selby									
		TP	NT	TP	TP	TP	NT	XC	TP	TP	NT
Manchester Piccadilly	d	1426		1441		1457			1511	1526	
Manchester Victoria	d				1451						
Huddersfield	d	1455		1513	1521	1527			1546	1555	
Dewsbury	d			1523					1555		
Blackpool North	d		1311								1411
Halifax	d		1447								1547
Bradford Interchange	d		1503								1602
Leeds	d	1517	1525	1538	1543	1549	1552	1608	1612	1617	1625
Cross Gates	d		1532				1559				1632
Garforth	d		1537				1604		1620		1637
East Garforth	d		1539				1606				1639
Micklefield	d		1543				1610				1643
South Milford	a						1615				
Selby	a			1558			1627				
Brough	a			1618							
Hull	a			1635							
Church Fenton	d										1649
Ulleskelf	d										
York	a	1540	1601		1606	1612		1630	1636	1640	1703
Scarborough	a								1729		
Middlesbrough	a					1712					
Newcastle	a				1712			1729			
		TP	TP	TP	NT	XC	TP	TP	NT	TP	TP
Manchester Piccadilly	d	1541		1557			1611	1626		1641	
Manchester Victoria	d		1551								1651
Huddersfield	d	1613	1621	1627			1646	1655		1713	1721
Dewsbury	d	1623					1655			1723	
Blackpool North	d								1511		
Halifax	d								1647		
Bradford Interchange	d									1703	
Leeds	d	1638	1643	1649	1652	1708	1712	1717	1725	1740	1744
Cross Gates	d				1659		1718		1732		
Garforth	d				1704			1726	1737		
East Garforth	d				1707				1739		
Micklefield	d				1710				1743		
South Milford	a				1715						
Selby	a	1657			1729					1800	
Brough	a	1718								1823	
Hull	a	1735								1838	
Church Fenton	d								1751		
Ulleskelf	d								1755		
York	a		1706	1712		1729	1736	1743	1807		1807
Scarborough	a						1829				
Middlesbrough	a			1812							
Newcastle	a		1815			1831					1914

Notes: a Arrive. d Depart.

NT Operated by Northern.

TP Operated by TransPennine Express.

XC Operated by CrossCountry.

Passengers are advised to allow a minimum connecting time of 10 minutes between trains at Leeds station.

York & Selby Lines - 15 May to 23 October 2016

Saturday		Towards York/Selby										
		TP	NT	XC	TP	TP	NT	XC	TP	TP	TP	
Manchester Piccadilly	d	1656			1711	1725			1741		1754	
Manchester Victoria	d									1751		
Huddersfield	d	1727			1746	1757			1816	1822	1827	
Dewsbury	d				1755				1825			
Blackpool North	d						1611					
Halifax	d						1747					
Bradford Interchange	d						1803					
Leeds	d	1749	1756	1808	1812	1818	1825	1838	1841	1845	1849	
Cross Gates	d		1803		1818		1832					
Garforth	d	1757	1808			1827	1837					
East Garforth	d		1811				1839					
Micklefield	d		1814				1843					
South Milford	a		1819						1854			
Selby	a		1833						1904			
Brough	a								1923			
Hull	a								1939			
Church Fenton	d											
Ulleskelf	d											
York	a	1814		1830	1836	1844	1900	1901		1909	1913	
Scarborough	a				1929							
Middlesbrough	a	1914									2014	
Newcastle	a			1932				2001		2020		
		NT	XC	TP	TP	NT	TP	TP	TP	NT	NT	
Manchester Piccadilly	d			1811	1826		1841		1857			
Manchester Victoria	d							1851				
Huddersfield	d			1846	1855		1914	1921	1927			
Dewsbury	d			1855			1924					
Blackpool North	d					16c59						
Halifax	d					1847						
Bradford Interchange	d					1903						
Leeds	d	1852	1908	1912	1917	1925	1939	1943	1949		1952	
Cross Gates	d	1900				1932					1959	
Garforth	d	1905		1920		1937					2004	
East Garforth	d	1907				1939					2006	
Micklefield	d	1911				1943					2010	
South Milford	a	1916					1951					
Selby	a	1928					2001			19d54		
Brough	a						2023					
Hull	a						2041					
Church Fenton	d					1949						
Ulleskelf	d											
York	a		1930	1936	1940	2004		2006	2012	2024	2027	
Scarborough	a			2029								
Middlesbrough	a								2115			
Newcastle	a		2028					2113				

Notes: a Arrive. d Depart.

c starts 1 minute earlier from 18 June to 1 October.

NT Operated by Northern.

TP Operated by TransPennine Express.

XC Operated by CrossCountry.

Passengers are advised to allow a minimum connecting time of 10 minutes between trains at Leeds station.

York & Selby Lines - 15 May to 23 October 2016

Saturday		Towards York/Selby						
		TP	TP	TP	NT	TP	TP	
Manchester Piccadilly	d	2111		2142		2219	2242	
Manchester Victoria	d							
Huddersfield	d	2146		2211		2250	2313	
Dewsbury	d	2155				2259	2322	
Blackpool North	d				2029			
Halifax	d				2218			
Bradford Interchange	d				2234			
Leeds	d	2211	2221	2233	2300	2316	2337	
Cross Gates	d				2307			
Garforth	d				2312			
East Garforth	d				2314			
Micklefield	d				2318			
South Milford	a		2233					
Selby	a		2243					
Brough	a		2303					
Hull	a		2319					
Church Fenton	d				2324			
Ulleskelf	d							
York	a	2236		2258	2340	2342	0003	
Scarborough	a							
Middlesbrough	a							
Newcastle	a							

Sundays		until 12 June and from 28 August						Towards York/Selby				
		TP	TP	TP	TP	TP	NT	GR	TP	TP	TP	TP
										J	K	
Manchester Piccadilly	d	23p21	23p35	0117	0442	0647			0747	0820		
Manchester Victoria	d		23p51									
Huddersfield	d	23p52	0021	0147	0512	0718			0818	0852		
Dewsbury	d		0030			0727			0827	0901		
Blackpool North	d											
Halifax	d											
Bradford Interchange	d											
Leeds	d	0015	0045	0208	0533	0743	0815	0830	0843	0915	0915	
Cross Gates	d						0822					
Garforth	d						0827					
East Garforth	d						0829					
Micklefield	d						0833					
South Milford	a											
Selby	a											
Brough	a											
Hull	a											
Church Fenton	d						0840					
Ulleskelf	d											
York	a	0043	0113	0236	0601	0811	0856	0855	0906	0938	0938	
Scarborough	a									1031	1031	
Middlesbrough	a											
Newcastle	a							1006	1015			

Notes: a Arrive. d Depart. p Previous night

J Until 11 September. **K** From 18 September.

GR Operated by Virgin Trains East Coast. **NT** Operated by Northern.

TP Operated by TransPennine Express. **XC** Operated by CrossCountry.

Passengers are advised to allow a minimum connecting time of 10 minutes between trains at Leeds station.

York & Selby Lines - 15 May to 23 October 2016

		Sundays until 12 June and from 28 August					Towards York/Selby				
		XC	NT	TP J	TP K	TP	XC	TP	NT	TP	TP
Manchester Piccadilly	d				0847			0911		0928	
Manchester Victoria	d										0951
Huddersfield	d				0918			0946	0913	1005	1021
Dewsbury	d				0927			0955		1015	
Blackpool North	d										
Halifax	d		0845							0934	
Bradford Interchange	d		0902							0952	
Leeds	d	0920	0925	0943	0943	0952	1008	1012	1015	1038	1043
Cross Gates	d		0932							1022	
Garforth	d		0937							1027	
East Garforth	d		0939							1029	
Micklefield	d		0943							1033	
South Milford	a					1004					1053
Selby	a					1014					1104
Brough	a					1034					1125
Hull	a					1049					1140
Church Fenton	d								1039		
Ulleskelf	d										
York	a	0942	1000	1006	1006		1029	1038	1053		1106
Scarborough	a							1131			
Middlesbrough	a										
Newcastle	a	1040		1114	1114		1128				1215
		TP	XC	TP	NT	TP	TP	XC	TP	NT	NT
Manchester Piccadilly	d	1003		1011			1056		1111		
Manchester Victoria	d					1051					
Huddersfield	d	1032		1046		1121	1127		1146		
Dewsbury	d			1055					1155		
Blackpool North	d				0911						1011
Halifax	d				1047						1147
Bradford Interchange	d				1103						1203
Leeds	d	1053	1105	1112	1125	1143	1149	1205	1212		1225
Cross Gates	d				1132						1232
Garforth	d				1137						1237
East Garforth	d				1139						1239
Micklefield	d				1143						1243
South Milford	a										
Selby	a									12d19	
Brough	a										
Hull	a										
Church Fenton	d										1249
Ulleskelf	d									1242	
York	a	1116	1127	1139	1200	1206	1212	1227	1235	1252	1303
Scarborough	a			1231					1331		
Middlesbrough	a	1214									
Newcastle	a		1225			1312		1325			

Notes: a Arrive. d Depart. p Previous night.

J Until 11 September.

K From 18 September.

GR Operated by Virgin Trains East Coast.

NT Operated by Northern.

TP Operated by TransPennine Express.

XC Operated by CrossCountry.

Passengers are advised to allow a minimum connecting time of 10 minutes between trains at Leeds station.

York & Selby Lines - 15 May to 23 October 2016

Sundays		until 12 June and from 28 August					Towards York/Selby				
		TP	TP	TP	XC	TP	NT	TP	TP	XC	TP
Manchester Piccadilly	d	1143		1157		1211				1257	1311
Manchester Victoria	d		1151					1251			
Huddersfield	d	1213	1221	1227		1246		1321	1327		1346
Dewsbury	d	1223				1255					1355
Blackpool North	d						1111				
Halifax	d						1247				
Bradford Interchange	d						1303				
Leeds	d	1238	1243	1248	1305	1312	1325	1343	1349	1405	1412
Cross Gates	d						1332				
Garforth	d						1337				
East Garforth	d						1339				
Micklefield	d						1343				
South Milford	a	1251									
Selby	a	1300									
Brough	a	1322									
Hull	a	1336									
Church Fenton	d										
Ulleskelf	d										
York	a		1306	1311	1327	1336	1400	1406	1412	1427	1439
Scarborough	a					1431					1531
Middlesbrough	a			1413							
Newcastle	a		1416		1426			1514		1526	
		NT	TP	TP	TP	NT	XC	TP	NT	TP	TP
Manchester Piccadilly	d		1343		1357			1411		1443	
Manchester Victoria	d			1351							1451
Huddersfield	d		1413	1421	1427			1446		1513	1520
Dewsbury	d		1423					1455		1523	
Blackpool North	d	1211							1311		
Halifax	d	1349							1447		
Bradford Interchange	d	1404							1503		
Leeds	d	1425	1438	1443	1449		1505	1512	1525	1538	1542
Cross Gates	d	1432							1532		
Garforth	d	1437							1537		
East Garforth	d	1439							1539		
Micklefield	d	1443							1543		
South Milford	a									1551	
Selby	a		1457			14d53				1600	
Brough	a		1517							1620	
Hull	a		1532							1636	
Church Fenton	d	1449									
Ulleskelf	d						1514				
York	a	1503		1506	1511	1526	1527	1540	1600		1605
Scarborough	a							1631			
Middlesbrough	a				1612						
Newcastle	a			1615			1625				1714

Notes: a Arrive, d Depart.

NT Operated by Northern.

TP Operated by TransPennine Express.

XC Operated by CrossCountry.

Passengers are advised to allow a minimum connecting time of 10 minutes between trains at Leeds station.

York & Selby Lines - 15 May to 23 October 2016

Sundays		until 12 June and from 28 August					Towards York/Selby				
		TP	XC	TP	NT	TP	TP	TP	XC	TP	NT
Manchester Piccadilly	d	1457		1511		1543		1557		1611	
Manchester Victoria	d						1551				
Huddersfield	d	1527		1546		1613	1621	1630		1646	
Dewsbury	d			1555		1623				1655	
Blackpool North	d				1411						
Halifax	d				1547						
Bradford Interchange	d				1603						
Leeds	d	1549	1605	1612		1625	1637	1643	1650	1705	1712
Cross Gates	d					1632					
Garforth	d					1637					
East Garforth	d					1639					
Micklefield	d					1643					
South Milford	a										
Selby	a					1657					
Brough	a					1716					
Hull	a					1732					
Church Fenton	d				1649						1740
Ulleskelf	d										1744
York	a	1612	1627	1635	1703		1706	1713	1727	1737	1756
Scarborough	a			1731						1831	
Middlesbrough	a							1812			
Newcastle	a		1725				1815		1825		

		NT	TP	TP	TP	XC	TP	NT	TP	TP	TP
Manchester Piccadilly	d		1643		1657		1711		1743		1757
Manchester Victoria	d			1651						1751	
Huddersfield	d		1713	1721	1727		1746		1813	1821	1827
Dewsbury	d		1723				1755		1823		
Blackpool North	d	1511						1611			
Halifax	d	1647						1747			
Bradford Interchange	d	1703						1803			
Leeds	d	1725	1738	1743	1749	1805	1812	1825	1838	1843	1849
Cross Gates	d	1732						1832			
Garforth	d	1737						1837			
East Garforth	d	1739						1839			
Micklefield	d	1743						1843			
South Milford	a		1751						1851		
Selby	a		1800						1900		
Brough	a		1820						1921		
Hull	a		1834						1936		
Church Fenton	d	1749									
Ulleskelf	d										
York	a	1803		1806	1812	1827	1835	1900		1906	1912
Scarborough	a						1931				
Middlesbrough	a										2016
Newcastle	a			1914		1925					2014

Notes: a Arrive. d Depart.

NT Operated by Northern.

TP Operated by TransPennine Express.

XC Operated by CrossCountry.

Passengers are advised to allow a minimum connecting time of 10 minutes between trains at Leeds station.

York & Selby Lines - 15 May to 23 October 2016

Sundays		until 12 June and from 28 August						Towards York/Selby				
		XC	XC	TP	NT	TP	TP	NT	XC	TP	TP	
Manchester Piccadilly	d			1811			1857			1911		
Manchester Victoria	d					1851						
Huddersfield	d			1846		1921	1927			1946		
Dewsbury	d			1855						1955		
Blackpool North	d				1711							
Halifax	d				1847							
Bradford Interchange	d				1903							
Leeds	d	1859	1908	1912	1925	1943	1949		2008	2012	2018	
Cross Gates	d				1932							
Garforth	d				1937							
East Garforth	d				1939							
Micklefield	d				1943							
South Milford	a											
Selby	a										2050	
Brough	a										2112	
Hull	a										2126	
Church Fenton	d				1949			1957				
Ulleskelf	d							2001				
York	a	1921	1929	1936	2003	2006	2012	2017	2030	2035		
Scarborough	a			2031						2131		
Middlesbrough	a											
Newcastle	a	2019	2031			2114			2131			
		NT	TP	TP	XC	TP	NT	TP	TP	TP	TP	
Manchester Piccadilly	d		1942			2012		2042		2112		
Manchester Victoria	d			1951					2051			
Huddersfield	d		2011	2021		2046		2111	2121	2146		
Dewsbury	d					2055				2155		
Blackpool North	d						1911					
Halifax	d						2049					
Bradford Interchange	d						2105					
Leeds	d	2018	2033	2043	2108	2112	2125	2138	2143	2211	2221	
Cross Gates	d	2025					2132					
Garforth	d	2030					2137					
East Garforth	d	2032					2139					
Micklefield	d	2036					2143					
South Milford	a							2151			2233	
Selby	a							2201			2243	
Brough	a							2221			2303	
Hull	a							2237			2319	
Church Fenton	d						2149					
Ulleskelf	d											
York	a	2054	2056	2106	2132	2137	2203		2206	2234		
Scarborough	a								2257			
Middlesbrough	a		2158									
Newcastle	a			2214						0007		

Notes: a Arrive. d Depart.

NT Operated by Northern.

TP Operated by TransPennine Express.

XC Operated by CrossCountry.

Passengers are advised to allow a minimum connecting time of 10 minutes between trains at Leeds station.

York & Selby Lines - 15 May to 23 October 2016

Sundays	until 12 June and from 28 August				Towards York/Selby
		TP	NT	TP	
Manchester Piccadilly	d	2142		2242	
Manchester Victoria	d				
Huddersfield	d	2211		2313	
Dewsbury	d	2220		2322	
Blackpool North	d				
Halifax	d				
Bradford Interchange	d				
Leeds	d	2236	2243	2341	
Cross Gates	d		2250		
Garforth	d		2255		
East Garforth	d		2257		
Micklefield	d		2301		
South Milford	a				
Selby	a				
Brough	a				
Hull	a				
Church Fenton	d		2307		
Ulleskelf	d				
York	a	2304	2324	0022	
Scarborough	a				
Middlesbrough	a				
Newcastle	a				

Notes: a Arrive. d Depart.

NT Operated by Northern.

TP Operated by TransPennine Express.

XC Operated by CrossCountry.

Passengers are advised to allow a minimum connecting time of 10 minutes between trains at Leeds station.

York & Selby Lines

A new timetable will be issued from 24 October 2016 when the leaf-fall timetable on the York and Selby Lines is introduced. Please visit www.tpexpress.co.uk or pick up a new timetable in September.

York & Selby Lines - 15 May to 23 October 2016

Sundays		from 19 June to 21 August					Towards York/Selby				
		TP	TP	TP	NT	GR	TP	TP	XC	NT	TP
Manchester Piccadilly	d	23p35									
Manchester Victoria	d	23p51									0837
Huddersfield	d	0021	0512	0718			0818	0852			
Dewsbury	d	0030		0727			0827	0901			
Blackpool North	d										
Halifax	d										0845
Bradford Interchange	d										0902
Leeds	d	0045	0533	0743	0815	0830	0843	0915	0920	0925	0943
Cross Gates	d				0822						0932
Garforth	d				0827						0937
East Garforth	d				0829						0939
Micklefield	d				0833						0943
South Milford	a										
Selby	a										
Brough	a										
Hull	a										
Church Fenton	d				0840						
Ulleskelf	d										
York	a	0113	0601	0811	0856	0855	0906	0938	0942	1000	1006
Scarborough	a							1031			
Middlesbrough	a										
Newcastle	a					1006	1015		1040		1114
		TP	XC	TP	NT	TP	TP	XC	TP	TP	NT
Manchester Piccadilly	d			0841							0951
Manchester Victoria	d			0857			0936				1009
Huddersfield	d				0913	1005			1046		
Dewsbury	d			0951		1015			1055	1101	
Blackpool North	d										0911
Halifax	d				0934						1047
Bradford Interchange	d				0952						1103
Leeds	d	0952	1008	1012	1015	1038	1043	1105	1112	1120	1125
Cross Gates	d				1022						1132
Garforth	d				1027						1137
East Garforth	d				1029						1139
Micklefield	d				1033						1143
South Milford	a	1004				1053					
Selby	a	1014				1104					
Brough	a	1034				1125					
Hull	a	1049				1140					
Church Fenton	d				1039						
Ulleskelf	d										
York	a		1029	1038	1053		1106	1127	1139	1143	1200
Scarborough	a			1131					1231		
Middlesbrough	a										
Newcastle	a		1128				1215	1225			

Notes: a Arrive, d Depart.

p Previous night.

GR Operated by Virgin Trains East Coast.

NT Operated by Northern.

TP Operated by TransPennine Express.

XC Operated by CrossCountry.

Passengers are advised to allow a minimum connecting time of 10 minutes between trains at Leeds station.

York & Selby Lines - 15 May to 23 October 2016

Sundays		from 19 June to 21 August					Towards York/Selby				
		TP	XC	TP	NT	NT	TP	TP	TP	XC	TP
Manchester Piccadilly	d						1042				
Manchester Victoria	d	1036					1110		1137		
Huddersfield	d			1146				1213			1246
Dewsbury	d			1155			1159	1223			1255
Blackpool North	d					1011					
Halifax	d					1147					
Bradford Interchange	d					1203					
Leeds	d	1143	1205	1212		1225	1220	1238	1243	1305	1312
Cross Gates	d					1232					
Garforth	d					1237					
East Garforth	d					1239					
Micklefield	d					1243					
South Milford	a							1251			
Selby	a				12d19			1300			
Brough	a							1322			
Hull	a							1336			
Church Fenton	d					1249					
Ulleskelf	d				1242						
York	a	1206	1227	1235	1252	1303	1243		1306	1327	1336
Scarborough	a			1331							1431
Middlesbrough	a						1353				
Newcastle	a	1312	1325						1416	1426	

		TP	NT	TP	TP	XC	TP	TP	TP	TP	NT
Manchester Piccadilly	d	1151						1250			
Manchester Victoria	d	1209			1237			1309		1337	
Huddersfield	d			1313			1346		1413		
Dewsbury	d	1301		1322			1355	1401	1423		
Blackpool North	d		1111								
Halifax	d		1247								
Bradford Interchange	d		1303								
Leeds	d	1318	1325	1337	1343	1405	1412	1418	1438	1443	
Cross Gates	d		1332								
Garforth	d		1337								
East Garforth	d		1339								
Micklefield	d		1343								
South Milford	a										
Selby	a								1457		14d53
Brough	a								1517		
Hull	a			1424					1532		
Church Fenton	d										
Ulleskelf	d										1514
York	a	1341	1400		1406	1427	1439	1441		1506	1526
Scarborough	a						1531				
Middlesbrough	a							1607			
Newcastle	a				1514	1526				1615	

Notes: a Arrive, d Depart.

NT Operated by Northern.

TP Operated by TransPennine Express.

XC Operated by CrossCountry.

Passengers are advised to allow a minimum connecting time of 10 minutes between trains at Leeds station.

York & Selby Lines - 15 May to 23 October 2016

Sundays		from 19 June to 21 August					Towards York/Selby				
		XC	TP	NT	TP	TP	XC	TP	TP	NT	TP
Manchester Piccadilly	d									1451	
Manchester Victoria	d					1437				1509	
Huddersfield	d		1446		1513			1546			1613
Dewsbury	d		1455		1523			1555	1559		1623
Blackpool North	d			1311						1411	
Halifax	d			1447						1547	
Bradford Interchange	d			1503						1603	
Leeds	d	1505	1512	1525	1538	1542	1605	1612	1618	1625	1638
Cross Gates	d			1532						1632	
Garforth	d			1537						1637	
East Garforth	d			1539						1639	
Micklefield	d			1543						1643	
South Milford	a				1551						
Selby	a				1600						1657
Brough	a				1620						1716
Hull	a				1636						1733
Church Fenton	d									1649	
Ulleskelf	d										
York	a	1527	1540	1600		1605	1627	1635	1641	1703	
Scarborough	a		1631					1731			
Middlesbrough	a								1750		
Newcastle	a	1625				1714	1725				

		TP	XC	TP	TP	NT	TP	TP	XC	TP	NT
Manchester Piccadilly	d				1551						
Manchester Victoria	d	1536			1609			1637			
Huddersfield	d			1646			1713			1746	
Dewsbury	d			1655	1701		1723			1755	
Blackpool North	d					1511					1611
Halifax	d					1647					1747
Bradford Interchange	d					1703					1803
Leeds	d	1643	1705	1712	1720	1725	1738	1743	1805	1812	1825
Cross Gates	d					1732					1832
Garforth	d					1737					1837
East Garforth	d					1739					1839
Micklefield	d					1743					1843
South Milford	a						1751				
Selby	a						1800				
Brough	a						1820				
Hull	a						1834				
Church Fenton	d					1749					
Ulleskelf	d										
York	a	1706	1727	1737	1743	1803		1806	1827	1835	1900
Scarborough	a			1831						1931	
Middlesbrough	a										
Newcastle	a	1815	1825					1914	1925		

Notes: a Arrive. d Depart.

NT Operated by Northern.

TP Operated by TransPennine Express.

XC Operated by CrossCountry.

Passengers are advised to allow a minimum connecting time of 10 minutes between trains at Leeds station.

York & Selby Lines - 15 May to 23 October 2016

Sundays		from 19 June to 21 August						Towards York/Selby			
		TP	TP	TP	XC	XC	TP	TP	NT	TP	XC
Manchester Piccadilly	d	1650						1750			
Manchester Victoria	d	1709		1751				1809		1837	
Huddersfield	d		1813				1846				
Dewsbury	d	1759	1823				1855	1901			
Blackpool North	d								1711		
Halifax	d								1847		
Bradford Interchange	d								1903		
Leeds	d	1820	1838	1843	1859	1908	1912	1920	1925	1943	2008
Cross Gates	d								1932		
Garforth	d								1937		
East Garforth	d								1939		
Micklefield	d								1943		
South Milford	a		1851								
Selby	a		1900								
Brough	a		1921								
Hull	a		1936								
Church Fenton	d								1949		
Ulleskelf	d										
York	a	1843		1906	1921	1929	1936	1943	2003	2006	2030
Scarborough	a						2031				
Middlesbrough	a	1954									
Newcastle	a			2014	2019	2031				2114	2131
		TP	TP	NT	TP	TP	XC	TP	NT	TP	TP
Manchester Piccadilly	d				1852						1952
Manchester Victoria	d				1909	1937					2009
Huddersfield	d	1946						2046			
Dewsbury	d	1955			1959					2102	
Blackpool North	d								1911		
Halifax	d								2049		
Bradford Interchange	d								2105		
Leeds	d	2012	2018	2018	2020	2043	2108	2112	2125	2120	2139
Cross Gates	d			2025					2132		
Garforth	d			2030					2137		
East Garforth	d			2032					2139		
Micklefield	d			2036					2143		
South Milford	a										2151
Selby	a		2050								2201
Brough	a		2112								2221
Hull	a		2126								2237
Church Fenton	d								2149		
Ulleskelf	d										
York	a	2035		2054	2043	2106	2132	2137	2203	2143	
Scarborough	a	2131									
Middlesbrough	a										
Newcastle	a				2155	2214					

Notes: a Arrive, d Depart.

NT Operated by Northern.

TP Operated by TransPennine Express.

XC Operated by CrossCountry.

Passengers are advised to allow a minimum connecting time of 10 minutes between trains at Leeds station.

York & Selby Lines - 15 May to 23 October 2016

Sundays		from 19 June to 21 August						Towards York/Selby	
		TP	TP	TP	NT	TP	TP		
Manchester Piccadilly	d			2052					
Manchester Victoria	d	2037		2109			2235	2332	
Huddersfield	d		2146		2212			0021	
Dewsbury	d		2155	2201	2220		2327	0030	
Blackpool North	d								
Halifax	d								
Bradford Interchange	d								
Leeds	d	2143	2211	2221	2236	2243	2351	0045	
Cross Gates	d					2250			
Garforth	d					2255			
East Garforth	d					2257			
Micklefield	d					2301			
South Milford	a			2233					
Selby	a			2243					
Brough	a			2303					
Hull	a			2319					
Church Fenton	d					2307			
Ulleskelf	d								
York	a	2206	2234		2304	2324	0022	0113	
Scarborough	a	2257							
Middlesbrough	a								
Newcastle	a		0007						

Notes: a Arrive. d Depart.

NT Operated by Northern.

TP Operated by TransPennine Express.

XC Operated by CrossCountry.

Passengers are advised to allow a minimum connecting time of 10 minutes between trains at Leeds station.

York & Selby Lines

A new timetable will be issued from 24 October 2016 when the leaf-fall timetable on the York and Selby Lines is introduced. Please visit www.tpexpress.co.uk or pick up a new timetable in September.

Saturday service - Operates every Saturday from 21st May to 19th November, except 28th May, 25th June, 30th July, 27th August, 24th September, 8th & 22nd October. Also operates Sunday 11th September.

To Keighley		D	D	B	B	B	B	B *
Oxenhope	d	0900	1015	1100	1230	1400	1530	1700
Haworth	d	0905	1020	1106	1236	1406	1536	1706
Oakworth	d	0908	1023	1109	1239	1409	1539	1709
Damems	d	<i>0913x</i>	<i>1028x</i>	<i>1113x</i>	<i>1243x</i>	<i>1415x</i>	<i>1545x</i>	<i>1715x</i>
Ingrow (West)	d	0916	1031	1118	1250	1420	1550	1720
Keighley	a	0925	1040	1125	1255	1425	1555	1725

To Oxenhope		D	D	B	B	B	B	B *
Keighley	d	0940	1100	1145	1315	1445	1615	1745
Ingrow (West)	d	0945	1106	1151	1321	1451	1621	1751
Damems	d	<i>0948x</i>	<i>1109x</i>	<i>1154x</i>	<i>1324x</i>	<i>1454x</i>	<i>1624x</i>	<i>1754x</i>
Oakworth	d	0952	1115	1200	1330	1457	1628	1757
Haworth	d	0955	1120	1205	1335	1505	1633	1805
Oxenhope	a	1000	1125	1210	1340	1510	1640	1810

Sundays & Bank Holidays service - Operates every Sunday from 22nd May to 20th November, except 29th May, 11th September, 9th & 23rd October. Also operates Saturdays 25th June, 30th July, 27th August, 24th September and Bank Holiday Monday 29th August.

To Keighley		D	D	B	S	B	S	B	S	B	S	B *
Oxenhope	d	0900	1015	1100	1145	1230	1315	1400	1445	1530	1615	1700
Haworth	d	0905	1020	1106	1151	1236	1321	1406	1451	1536	1621	1706
Oakworth	d	0908	1023	1109	1154	1239	1324	1409	1454	1539	1624	1709
Damems	d	<i>0913x</i>	<i>1028x</i>	<i>1113x</i>	<i>1158x</i>	<i>1243x</i>	<i>1328x</i>	<i>1413x</i>	<i>1458x</i>	<i>1543x</i>	<i>1628x</i>	<i>1713x</i>
Ingrow (West)	d	0916	1031	1118	1203	1248	1333	1418	1503	1548	1633	1718
Keighley	a	0925	1040	1125	1210	1255	1340	1425	1510	1555	1640	1725

To Oxenhope		D	D	B	S	B	S	B	S	B	S	*
Keighley	d	0940	1100	1145	1230	1315	1400	1445	1530	1615	1700	1745
Ingrow (West)	d	0945	1106	1151	1236	1321	1406	1451	1536	1621	1706	1751
Damems	d	<i>0948x</i>	<i>1109x</i>	<i>1154x</i>	<i>1239x</i>	<i>1324x</i>	<i>1409x</i>	<i>1454x</i>	<i>1539x</i>	<i>1624x</i>	<i>1709x</i>	<i>1754x</i>
Oakworth	d	0952	1115	1200	1245	1330	1415	1500	1545	1630	1715	1800
Haworth	d	0955	1120	1205	1250	1335	1420	1505	1550	1635	1720	1805
Oxenhope	a	1000	1125	1210	1255	1340	1425	1510	1555	1640	1725	1810

Monday to Friday service - Timetable A operates every Monday to Friday from 6th June to 8th July, 5th to 9th September and 24th to 28th October. Timetable B operates every Monday to Friday from 31st May to 3rd June, 11th July to 2nd September except Bank Holiday Monday 29th August. When Timetable B operates a Vintage Bus service will also operate linking Haworth and Oxenhope stations with Haworth Village, Main Street and surrounding countryside. Please see separate KWVR publicity. Train services will also operate on Wednesdays 25th May, 21st & 28th September, 5th, 12th & 19th October. Please see KWVR Publicity or website for the timetable.

Timetable A					Timetable B					
To Keighley	B	B	B	B	B	B	B	B	B	
Oxenhope	d	1000	1130	1320	1500	1000	1130	1320	1500	1625
Haworth	d	1007	1137	1327	1507	1007	1137	1327	1507	1632
Oakworth	d	1010	1140	1330	1510	1010	1140	1330	1510	1635
Damems	d	1012x	1142x	1332x	1512x	1012x	1142x	1332x	1512x	1637x
Ingrow (West)	d	1015	1145	1335	1515	1015	1145	1335	1515	1645
Keighley	a	1025	1155	1345	1525	1025	1155	1345	1525	1650
To Oxenhope	B	B	B	B	B	B	B	B	B	
Keighley	d	1040	1215	1405	1545	1040	1215	1405	1545	1710
Ingrow (West)	d	1046	1221	1411	1551	1046	1221	1411	1551	1716
Damems	d	1048x	1223x	1413x	1553x	1048x	1223x	1413x	1553x	1718x
Oakworth	d	1051	1226	1416	1556	1051	1226	1416	1566	1721
Haworth	d	1058	1233	1423	1603	1058	1233	1423	1603	1728
Oxenhope	a	1105	1240	1430	1610	1105	1240	1430	1610	1735

Special timetables will operate 28th to 30th May (Real Ale Trail), 7th to 9th October (Steam Spectacular), 20th to 23rd October (Beer and Music Festival) and also 26th / 27th November, 3rd / 4th, 10th / 11th December (Santa Specials). Please contact KWVR on 01535 645214 or visit www.kwvr.co.uk

B - Steam Train. Buffet service of drinks and light refreshments, including a real-ale bar, is available.

D - Operated by a 1960s vintage Diesel Train.

S - This train may be a steam or diesel train. Check www.kwvr.co.uk or see blackboards at KWVR stations

* - Journey does not operate in November

x - Damems is a request stop. To board the service inform the station staff. To leave the train inform the guard at the station before.

For further information and advice about the KWVR, visit www.kwvr.co.uk or call **01535 645214** (0900-1700 every day).

Through tickets are available from the National Rail network to the Keighley & Worth Valley Railway. Please enquire with National Rail on 08457 48 49 50 for further detail. Through tickets are from any staffed station or from the conductor on the train when starting journeys at unstaffed stations.

Middleton Railway, Leeds

Two miles south of Leeds city centre, adjacent to the M621 junction 5, and established by the first British railway Act of Parliament in 1758, the Railway has operated continuously since that time and can claim to be "the world's oldest working railway!" It also played host to the first commercially successful, revenue earning, steam locomotives which entered service in 1812. In 1960 it was the first standard gauge railway to be taken over by a preservation society. Passenger services run from **Moor Road**, Hunslet Leeds LS10 2JQ to **Middleton Park/South Leeds Stadium** each weekend and Bank Holidays from Easter to Christmas, hauled by steam and diesel locomotives.

Open **Saturdays, Sundays and Bank Holidays** with extended times for special events.

Gift shop, refreshments and free parking Telephone **0113 2710320** for train times or visit the web site at www.middletonrailway.org.uk

Train Operators

All train operators welcome comments on any aspect of your journey. For West Yorkshire services please contact:

Northern

Customer Experience Centre

Freepost NORTHERN RAILWAY

Enquiries: **0800 200 6060**

enquiries@northernrailway.co.uk

Assisted travel: **0800 138 5560**

assistance@northernrailway.co.uk

Text relay service: 18001 followed by phone number

www.northernrailway.co.uk

Virgin Trains East Coast

East Coast Customer Relations

Freepost RSRJ-LJCX-GHST

Plymouth PL4 6AB

• Customer Relations **0345 722 5333**

• Ticket sales **0345 722 5225**

• Assisted Travel **0345 722 5225**

or email assisted.travel@virgintrainseastcoast.com

Website: www.virgintrainseastcoast.com

Email: customers@virgintrainseastcoast.com

TransPennine Express

Customer Relations

First TransPennine Express

ADMAIL 3878 FREEPOST

Manchester M1 9YB

Customer Relations: **0345 600 1671**

Lost property: **0345 600 1672**

Assisted travel helpline: **0800 107 2149**

Website: www.tpexpress.co.uk

Email: tpcustomer.relations@firstgroup.com

CrossCountry

Customer Relations

CrossCountry

5th Floor, Cannon House

18 Priory Queensway
Birmingham B4 6BS

- Customer Relations **0344 736 9123**
- Ticket Sales **0344 811 0124**
- JourneyCare **0344 811 0125**
- Textphone **0344 811 0126**

Website: www.crosscountrytrains.co.uk

Email: customer.relations@crosscountrytrains.co.uk

Lost property: lost.property@crosscountrytrains.co.uk

East MidlandsTrains

Customer Service Centre

1 Prospect Place

Millennium Way

Pride Park

Derby, DE24 8HG

Telephone: **03457 125 678**

Website: www.eastmidlandstrains.co.uk

Email: getintouch@eastmidlandstrains.co.uk

Grand Central Rail

Cannon House

18 The Priory Queensway

Birmingham B4 6BS

- Customer Relations **0345 603 4852**
- Textphone **0344 556 1400**
- Ticket Sales/Assisted travel **0344 811 0071**

Website: www.grandcentralrail.com

Email: customer.services@grandcentralrail.com

Changes to Train Services

Engineering work sometimes affects weekend services and passengers are advised to check with National Rail Enquiries on **03457 48 49 50** (24 hours) before travelling, or visit www.nationalrail.co.uk. The information shown in this timetable is subject to alteration, especially at weekends and around public holidays.

The latest information on train running is available by

phoning **TrainTracker™** from National Rail Enquiries on **0871 200 4915** or by texting **TrainTracker™**. Text to **84950**.

Tickets

Before you board the train

At staffed stations you must have a valid ticket or pass for your journey. This is a legal requirement which applies when the ticket office is open. When boarding at unstaffed stations, you must buy your ticket on the train unless you already have a valid ticket or pass.

Buying your ticket

You can buy your ticket from station ticket offices, quickfare ticket machines and some travel agents. If your journey starts at a station where no staff are in attendance, you can buy your ticket from the conductor on the train. Please purchase a ticket for the journey you are making as you risk prosecution if you travel without a valid ticket or pass.

Through ticketing is available from the National Rail network to the **Keighley & Worth Valley Railway**, and to **Leeds Bradford International Airport** using bus service 757 from and to Leeds station.

Plusbus

You can buy a ticket for both your rail journey and bus travel in one simple go - it's called Plusbus.

Plusbus is a discount price bus pass that you buy with your train ticket. It gives you unlimited bus travel either at the start, the end, or both ends of your train travel on most local bus services where Plusbus is available.

For more information on Plusbus, where it is available and the areas it covers, pick up a leaflet from your local staffed rail station or visit www.plusbus.info

Disabled Travellers

The train operators will do all they can to assist with your journey. See contact details above.

Taxis from Stations

At all main stations there is a taxi rank outside the station from which taxis are normally available. At many other stations there is a taxi rank or cab office nearby. To find out more information to assist your journey you can download the Traintaxi guide from www.traintaxi.co.uk. This gives information for all stations on the national rail network, including names and contact details of cab firms to enable pre-booking.

Smoking Policy

All trains and stations are now designated as no smoking areas throughout. Please respect other passengers' rights to enjoy a smoke free environment.

Passenger Representation

If you have a complaint that has not been dealt with to your satisfaction, you can contact the national rail passenger watchdog Transport Focus:

Website: www.transportfocus.org.uk

Email: advice@transportfocus.org.uk

Tel: **0300 123 2350**

Post: Transport Focus, FREEPOST RTEH-XAGE-BYKZ,
PO Box 5594, Southend-on-Sea, SS1 9PZ.

British Transport Police

British Transport Police are responsible for law and order on the railway network. If you notice any acts of vandalism, theft or trespass on the railway or see anything suspicious contact the 24-hour helpline on **0800 40 50 40** or Crimestoppers on **0800 555 111**.

Network Rail National Helpline

A 24-hour service for taking reports on infrastructure issues: track and embankments, fencing, level crossings, trees, vegetation and litter. Telephone **03457 11 41 41**.

Every care and attention has been taken to ensure the accuracy of the information contained in this publication. The West Yorkshire Combined Authority accepts no responsibility for any inconvenience caused as a result of alterations or inaccuracies.